





Directions

1. Circle the group of six hearts. 2. Javier will place 8 counters in a ten frame. Show what Javier's ten frame will look like with 8 counters. 3. There are 8 leaves. Circle the numeral that tells how many.

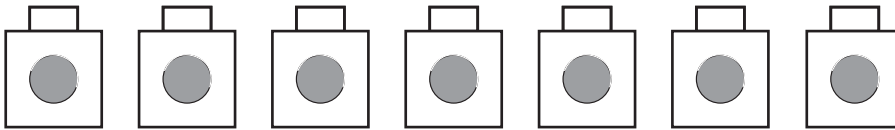


Directions

4. Cody has 7 star stickers. See the row he made with them. Find the other group of 7 stars. Circle it. 5. There are 6 pencils. Write the numeral that tells how many.

6.



7.



Directions

6. Draw 9 counters. Write the number that matches. Draw 9 counters in a different way. Write the number again.

7. Look at the Snap Cubes. How many are there? Show how you know by drawing the same amount. Write the number that matches.



12 14 15

Directions

8. Tammy has 8 seashells. Pam has one more. Circle the set that shows how many seashells Pam has. 9. There are 10 pieces of fruit. Some are oranges and some are apples. Which choice shows how many could be oranges and how many could be apples? Circle it. 10. Larry has the smiley face stickers shown. Which numeral tells how many smiley face stickers Larry has? Circle it.

Numbers to 20 Assessment Answer Key

1. Children circle the group of 6.
2. Ten frame should show 8 circles.
3. Children circle the 8.
4. Children circle the group of 7.
5. Children write 6.
6. Children draw 9 circles in two different arrangements and write 9.
7. Children make a drawing of 7 items and write the number 7.
8. Children circle the group of 9.
9. Children circle the group of 5 oranges and 5 apples.
10. Children circle the 15.