


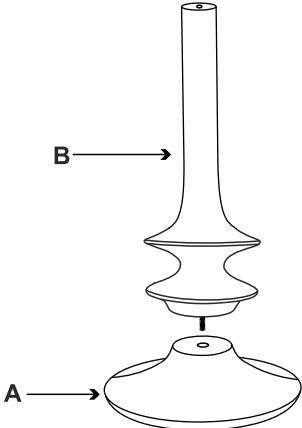
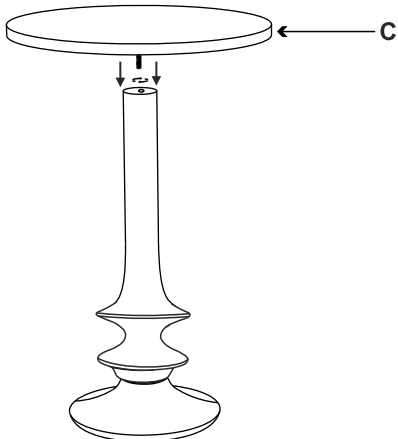


ASSEMBLY INSTRUCTIONS

SQUIRES SIDE TABLE

PART LIST :-

NO.	DESCRIPTION	IMAGE	QTY
A	WOOD BASE		1
B	WOOD POST		1
C	MARBLE TOP		1

<p>STEP:- 1</p> 	<p>STEP:- 2</p> 
<p>STEP:- 3 ASSEMBLED</p> 