


INSTRUCTION MANUAL



Outdoor Stacking Dining Armchair

V1.0

! CARE & MAINTENANCE

- Clean the dust with lukewarm water, mild detergent & soft cloth.
- Do not use or store this item in the proximity of open flame or flammable/ combustible chemicals.
- Please do not exceed the weight limitations of this item.
- Do not stand on or use any part of this item as a step ladder.

TOOLS REQUIRED



260 LBS
CAPACITY

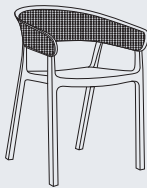


FULL
ASSEMBLY

PARTS

A

BODY



1 PC

B


FOOT NAILS



4 PCS

PRODUCT ASSEMBLY - OVERALL VIEW

Look at the overall view of this chair and learn the exact position of each part to be assembled.



4pcs foot nails are preinstalled on the feet

CLEANING TIPS

REGULAR CLEAN: Use a mixture of warm water and mild soap. Gently scrub the surface with a soft bristle brush to remove any dirt or stains.

QUICK CLEAN: You can simply wipe down the furniture with a damp cloth.

Regular cleaning not only preserves the aesthetic appeal of your furniture, but also helps extend its lifespan.