














Flexsteel Style# →	1587-50PH	Factory Style# →	H673-4-3PZG	Date Updated →	10/2/2024
Reference Picture	Part Description	Supplier Part#	Model Number	Spec	Flexsteel Part#
	Transformer with External Cable	ZB-H290018A_C1	ZB-H290018A_C1	Input: 100-240V, 1.6A Output: 29V-1.8A	L5871950
	Charging Port	XS007DA-1	XS007DA-1	Length: 400mm	L5876850
	Powder Control	SW106G-2-000	SW106G-2-000	Input: 29V-3A Length: 1200mm	LSW106Z200D 3000029217
	Base Motor	LMD12517W1-5B-00000AS	LMD12517W1-5B-00000AS	Input: 29V, Speed: 36mm/s Maxload: 1000N	L5871650
	Headrest Motor	LMD40420-3-00000C	LMD40420-3-00000C	Input: 29V Maxload: 3000 N	L5884150

	Lumbar Motor	LMD40420-3A-00000C	LMD40420-3A-00000C	Input: 29V Maxload: 3000 N	L5884750
	Base Mechanism	XS8046DH02-3	XS8046DH02-3	n/a	L0911550
	Headrest and Lumbar Mechanism	TZT012-450-0000	TZT012-450-0000	Input: 24V Max: 3.0A	L5941750
	Steel Seat Frame	THZJ4100-5	THZJ4100-5	Length: 680mm Width: 775mm	L5201450
	Metal Cupholder	MCH02	MCH02	Diam: 95mm	L5945864
	Plastic Hinge For Hidden Cup Holder	SC-006	SC-006	Length: 75mm Width: 85mm	L5870050







	Iron Sheet For Console	YHG-151-RX	YHG-151-RX	Length: 80mm Width: 70mm	L5202664
	Magnet For Console	MT-003	MT-003	Length: 55mm Width: 22mm	L5203364
	Tapping Screw Plastic Glider	YH-803-03	YH-803-03	n/a	L5949050
	KD Connector between Back and Seat	362-5-1000A	362-5-1000A	Material: Steel	L9044055
	KD Wing	S1058-AE-0101	S1058-AE-0101	Length: 110mm Width: 35mm	L6044055
	KD Wing	S1058-AE-0102	S1058-AE-0102	Length: 120mm Width: 43mm	L6044055

	Spring	MW102	MW102	Length: 560mm Width: 330mm	M W102
	Spring	25073	25073	Length: 80mm	25073
	Wing/Back/Arm/Seat Cut&sew in 886-02	n/a	n/a	C&S In Capriccio Smoke Color	HHC&S
	Wing/Back/Arm/Seat Cut&sew in 886-72	n/a	n/a	C&S In Capriccio Cappuccino Color	HHC&S
	Wing/Back/Arm/Seat Cut&sew in 886-01	n/a	n/a	C&S In Capriccio Dove Color	HHC&S
	Complete LSF/RSF Wing in 886-02	n/a	n/a	Complete Wing In Capriccio Smoke Color	HHC&S







	Complete LSF/RSF Wing in 886-72	n/a	n/a	Complete Wing In Capriccio Cappuccino Color	HHC&S
	Complete LSF/RSF Wing in 886-01	n/a	n/a	Complete Wing In Capriccio Dove Color	HHC&S
	LAF Retractable Arm/Cupholder	n/a	n/a	LAF Retractable Arm/Cupholder	L587RA02 / 3000020221 L587RA72 / 3000020222
	RAF Retractable Arm/Cupholder	n/a	n/a	RAF Retractable Arm/Cupholder	L587RA02-COVER 886-02 / L587RA72 COVER 886-72/ L587RA01 COVER 886-01



Flexsteel Style# →	1587-60PH	Factory Style# →	H673-3-3PZG	Date Updated →	10/2/2024
Reference Picture	Part Description	Supplier Part#	Model Number	Spec	Flexsteel Part#
	Transformer with External Cable	ZB-H290020A_C1	ZB-H290020A_C1	Input: 100-240V, 1.6A Output: 29V-2.0A	L5871950
	Charging Port	XS007DB	XS007DB	Length: 400mm	L5878760
	Y-Splitter Cord	XS007YE	XS007YE	Length: 1900mm	L5876860
	Powder Control	SW106G-2-000	SW106G-2-000	Input: 29V-3A Length: 1200mm	LSW106Z200D 3000029217





	Base Motor	LMD12517W1-5B-00000AS	LMD12517W1-5B-00000AS	Input: 29V Speed: 36mm/s Maxload: 1000N	L5871650
	Headrest Motor	LMD40420-3-00000C	LMD40420-3-00000C	Input: 29V Maxload: 3000 N	L5884150
	Lumbar Motor	LMD40420-3A-00000C	LMD40420-3A-00000C	Input: 29V Maxload: 3000 N	L5884750
	Base Mechanism	8046DH02-3	8046DH02-3	n/a	L0911550
	Headrest and Lumbar Mechanism	TZT012-450-0000	TZT012-450-0000	Input: 24V Max: 3.0A	L5941750
	Metal Cupholder	MCH02	MCH02	Diam: 95mm	L5945864

	Plastic Hinge For Hidden Cup Holder	SC-006	SC-006	Length: 75mm Width: 85mm	L5870050
	Iron Sheet For Console	YHG-151-RX	YHG-151-RX	Length: 80mm Width: 70mm	L5202664
	Magnet For Console	MT-003	MT-003	Length: 55mm Width: 22mm	L5203364
	LAF Steel Seat Frame	THZJ4100-13	THZJ4100-13	Length: 680mm Width: 675mm	L52013SF
	RAF Steel Seat Frame	THZJ4100-14	THZJ4100-14	Length: 680mm Width: 675mm	L52013RF
	Steel Rail for Loveseat Floor	YHG-157-RX	YHG-157-RX	Length: 1116mm	L5879960






	Tapping Screw Plastic Glider	YH-803-03	YH-803-03	n/a	L5949050
	KD Connector between Back and Seat	362-5-1000A	362-5-1000A	Material: Steel	L9044055
	KD Wing	S1058-AE-0101	S1058-AE-0101	Length: 110mm Width: 35mm	L6044055
	KD Wing	S1058-AE-0102	S1058-AE-0102	Length: 120mm Width: 43mm	L6044055
	Leaf Spring	MW102	MW102	Length: 560mm Width: 330mm	M W102
	Spring	25073	25073	Length: 80mm	25073






	Wing/Back/Arm/Seat Cut&sew in 886-02	n/a	n/a	C&S In Capriccio Smoke Color	HHC&S
	Wing/Back/Arm/Seat Cut&sew in 886-72	n/a	n/a	C&S In Capriccio Cappuccino Color	HHC&S
	Wing/Back/Arm/Seat Cut&sew in 886-01	n/a	n/a	C&S In Capriccio Dove Color	HHC&S
	Complete LSF/RSF wing in 886-02	n/a	n/a	Complete Wing In Capriccio Smoke Color	HHC&S
	Complete LSF/RSF wing in 886-72	n/a	n/a	Complete Wing In Capriccio Cappuccino Color	HHC&S
	Complete LSF/RSF wing in 886-01	n/a	n/a	Complete Wing In Capriccio Dove Color	HHC&S




	<p>LAF Retractable Arm/Cupholder</p>	<p>n/a</p>	<p>n/a</p>	<p>LAF Retractable Arm/Cupholder</p>	<p>L587RA02 / 3000020221 L587RA72 / 3000020222</p>
	<p>RAF Retractable Arm/Cupholder</p>	<p>n/a</p>	<p>n/a</p>	<p>RAF Retractable Arm/Cupholder</p>	<p>L587RA02-COVER 886-02 / L587RA72 COVER 886-72/ L587RA01 COVER 886-01</p>

Flexsteel Style# →	1987-63PH	Factory Style# →	673-1-3PZG	Factory Style# →	10/2/2024
Reference Picture	Part Description	Supplier Part#	Model Number	Spec	Flexsteel Part#
	Transformer with External Cable	ZB-H290020A_C1	ZB-H290020A_C1	Input: 100-240V, 1.6A Output: 29V-2.0A	L5871950
	Charging Port	XS007DB	XS007DB	Length: 400mm	L5878760
	Y-Splitter Cord	XS007YE	XS007YE	Length: 1900mm	L5876860
	Powder Control	SW106G-2-000	SW106G-2-000	Input: 29V-3A Length: 1200mm	LSW106Z200D 3000029217

	Base Motor	LMD12517W1-5B-00000AS	LMD12517W1-5B-00000AS	Input : 29V, Speed: 36mm/s Maxload: 1000N	L5871650
	Headrest Motor	LMD40420-3-00000C	LMD40420-3-00000C	Input: 29V Maxload: 3000 N	L5884150
	Lumbar Motor	LMD40420-3A-00000C	LMD40420-3A-00000C	Input: 29V Maxload: 3000 N	L5884750
	Base Mechanism	8046DH02-3	8046DH02-3	n/a	L0911550
	Headrest and Lumbar Mechanism	TZT012-450A-0000	TZT012-450A-0000	Input: 24V Max: 3.0A	L5941750
	Metal Cupholder	MCH02	MCH02	Diam: 95mm	L5945864



	Plastic Hinge For Hidden Cup Holder	SC-006	SC-006	Length: 75mm Width: 85mm	L5870050
	Iron Sheet For Console	YHG-151-RX	YHG-151-RX	Length: 80mm Width: 70mm	L5202664
	Magnet For Console	MT-003	MT-003	Length: 55mm Width: 22mm	L5203364
	Hinge for Reading Light	MT-006	MT-006	n/a	L587RL63
	Wireless Charger with Plastic Tray	WG03-6-1	WG03-6-1	Length: 270mm, Width: 155mm	L5874464 3000029232






	USB and Outlet	WGCZ02-1	WGCZ02-1	Input: 120V, 12.5A, Max: 1260W Output: 120-12A, Max: 1200W USB Output: 5V-2.1A Length: 3.0m	3000018762 / WGCZ02-1
	Cable For Light	XS007YD-1	XS007YD-1	n/a	L587LC63
	Reading Light	HX67DL	HX67DL	n/a	L5871063
	Hinge For Lid	HG-001	HG-001	n/a	L587HL63
	LAF Drop Down Mechanism	YHG60400L	YHG60400L	n/a	L587LD63






	RAF Drop Down Mechanism	YHG60400R	YHG60400R	n/a	L587RD63
	LAF Steel Seat Frame	THZJ4100-13	THZJ4100-13	Length: 680mm Width: 675mm	L52013SF
	RAF Steel Seat Frame	THZJ4100-14	THZJ4100-14	Length: 680mm Width: 675mm	L52013RF
	Mid Seat Steel Seat Frame	THZJ3000-5	THZJ3000-5	Length: 680mm Width: 575mm	L52014SF
	Rail Sofa Floor	YHG-158-RX	YHG-158-RX	Length: 1722mm	L5879963
	Tapping Screw Plastic Glider	YH-803-03	YH-803-03	n/a	L5949050







	KD Connector between back and seat	362-5-1000A	362-5-1000A	Material: Steel	L9044055
	Middle Seat Back Connector	YHG-004	YHG-004	n/a	L52040CS
	KD Wing	S1058-AE-0101	S1058-AE-0101	Length: 110mm Width: 35mm	L6044055
	KD Wing	S1058-AE-0102	S1058-AE-0102	Length: 120mm Width: 43mm	L6044055
	Spring	MW102	MW102	Length: 560mm Width: 330mm	M W102
	Spring	25073	25073	Length: 80mm	25073






	Wing/Back/Arm/Seat Cut&sew in 886-02	n/a	n/a	C&S In Capriccio Smoke Color	HHC&S
	Wing/Back/Arm/Seat Cut&sew in 886-72	n/a	n/a	C&S In Capriccio Cappuccino Color	HHC&S
	Wing/Back/Arm/Seat Cut&sew in 886-01	n/a	n/a	C&S In Capriccio Dove Color	HHC&S
	Complete LSF/RSF wing in 886-02	n/a	n/a	Complete Wing In Capriccio Smoke Color	HHC&S
	Complete LSF/RSF wing in 886-72	n/a	n/a	Complete Wing In Capriccio Cappuccino Color	HHC&S
	Complete LSF/RSF wing in 886-01	n/a	n/a	Complete Wing In Capriccio Dove Color	HHC&S






	<p>LAF Retractable Arm/Cupholder</p>	<p>n/a</p>	<p>n/a</p>	<p>LAF Retractable Arm/Cupholder</p>	<p>L587RA02 / 3000020221 L587RA72 / 3000020222</p>
	<p>RAF Retractable Arm/Cupholder</p>	<p>n/a</p>	<p>n/a</p>	<p>RAF Retractable Arm/Cupholder</p>	<p>L587RA02-COVER 886-02 / L587RA72 COVER 886-72 / L587RA01 COVER 886-01</p>







Flexsteel Style# →	1987-64PH	Factory Style# →	H673-2E-3PZG	Date Updated →	10/2/2024
Reference Picture	Part Description	Supplier Part#	Model Number	Spec	Flexsteel Part#
	Transformer with External Cable	ZB-H290020A_C1	ZB-H290020A_C1	Input: 100-240V, 1.6A Output: 29V-2.0A	L5871950
	Charging Port	XS007DB	XS007DB	Length: 400mm	L5878760
	Y-Splitter Cord	XS007YE	XS007YE	Length: 1900mm	L5876860
	Powder Control	SW106G-2-000	SW106G-2-000	Input: 29V-3A Length: 1200mm	LSW106Z200D 3000029217
	Base Motor	LMD12517W1-5B-00000AS	LMD12517W1-5B-00000AS	Input: 29V Speed: 36mm/s Maxload: 1000N	L5871650





	Headrest Motor	LMD40420-3-00000C	LMD40420-3-00000C	Input: 29V Maxload: 3000 N	L5884150
	Lumbar Motor	LMD40420-3A-00000C	LMD40420-3A-00000C	Input: 29V Maxload: 3000 N	L5884750
	Base Mechanism	8046DH02-3	8046DH02-3	n/a	L0911550
	Headrest and Lumbar Mechanism	TZT012-450-0000	TZT012-450-0000	Input: 24V Max: 3.0A	L5941750
	LAF Steel Seat Frame	THZJ4100-13	THZJ4100-13	Length: 680mm Width: 675mm	L52013SF

	RAF Steel Seat Frame	THZJ4100-14	THZJ4100-14	Length: 680mm Width: 675mm	L52013RF
	Rail CLS with Console Floor	YHG-155-RX	YHG-155-RX	Length: 1443mm	L5879964
	Tapping Screw Plastic Glider	YH-803-03	YH-803-03	n/a	L5949050
	KD Connector between Back and Seat	362-5-1000A	362-5-1000A	Material: Steel	L9044055
	Middle Seat Back Connector	YHG-004	YHG-004	n/a	L52040CS
	KD Wing	S1058-AE-0101	S1058-AE-0101	Length: 110mm Width: 35mm	L6044055

	KD Wing	S1058-AE-0102	S1058-AE-0102	Length: 120mm Width: 43mm	L6044055
	Spring	MW102	MW102	Length: 560mm Width: 330mm	M W102
	Spring	25073	25073	Length: 80mm	25073
	Metal Cupholder	MCH02	MCH02	Diam: 95mm	L5945864
	Wireless Charger with Plastic Tray	WG03-6-1	WG03-6-1	Length: 270mm, Width: 155mm	L5874464 3000029232

	USB and Outlet	WGCZ02-1	WGCZ02-1	Input: 120V, 12.5A Max: 1260W Output: 120-12A, Max: 1200W USB Output: 5V-2.1A Length: 3.0m	3000018762 / WGCZ02-1
	Console Insert	STB-002A	STB-002A	Length: 258mm Width: 160mm Height: 100mm	L5943264
	Hinge For Console Lid	HG-001	HG-001	n/a	L5943164
	Plastic Hinge For Console	QR0002	QR0002	Length: 105mm Width: 105mm	L5280050
	Plastic Hinge For Hidden Cup Holder	SC-006	SC-006	Length: 75mm Width: 85mm	L5870050

	Iron Sheet For Console	YHG-151-RX	YHG-151-RX	Length: 80mm Width: 70mm	L5202664
	Magnet For Console	MT-003	MT-003	Length: 55mm Width: 22mm	L5203364
 color reference	Wing/Back/Arm/Seat Cut&sew in 886-02	n/a	n/a	C&S In Capriccio Smoke Color	HHC&S
 color reference	Wing/Back/Arm/Seat Cut&sew in 886-72	n/a	n/a	C&S In Capriccio Cappuccino Color	HHC&S
 color reference	Wing/Back/Arm/Seat Cut&sew in 886-01	n/a	n/a	C&S In Capriccio Dove Color	HHC&S
	Complete LSF/RSF Wing in 886-02	n/a	n/a	Complete Wing In Capriccio Smoke Color	HHC&S

	Complete LSF/RSF Wing in 886-72	n/a	n/a	Complete Wing In Capriccio Cappuccino Color	HHC&S
	Complete LSF/RSF Wing in 886-01	n/a	n/a	Complete Wing In Capriccio Dove Color	HHC&S
	LAF Retractable Arm/Cupholder	n/a	n/a	LAF Retractable Arm/Cupholder	L587RA02 / 3000020221 L587RA72 / 3000020222
	RAF Retractable Arm/Cupholder	n/a	n/a	RAF Retractable Arm/Cupholder	L587RA02-COVER 886- 02 / L587RA72 COVER 886-72 /L587RA01 COVER 886-014