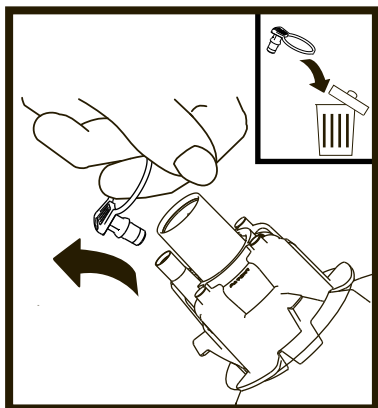


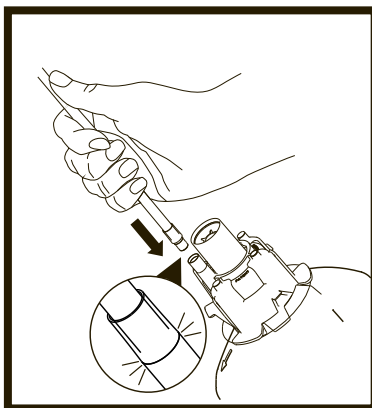
GOJO CX™, CXi™ and CXac™ & CXT™ REFILL LOADING INSTRUCTIONS

These instructions apply to GOJO® brand CX, CXi, CXac and CXT dispensers.

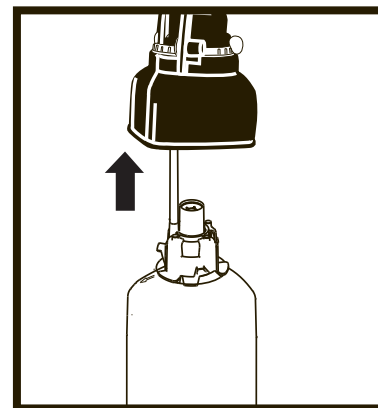
Please read all instructions carefully before loading the refill.



1. Remove red plug from refill.



2. Snap in tube.



3. Insert tube into dispenser.
Push to click.



GOJO Industries, Inc.
One GOJO Plaza, Suite 500
P.O. Box 991 • Akron, OH 44309-0991
Tel: 1-330-255-6000 • Toll-free: 1-800-321-9647
Fax: 1-800-FAX-GOJO

©2014. GOJO Industries, Inc. All rights reserved.