

Outside Measurement
26.5 in. (67,3 cm)

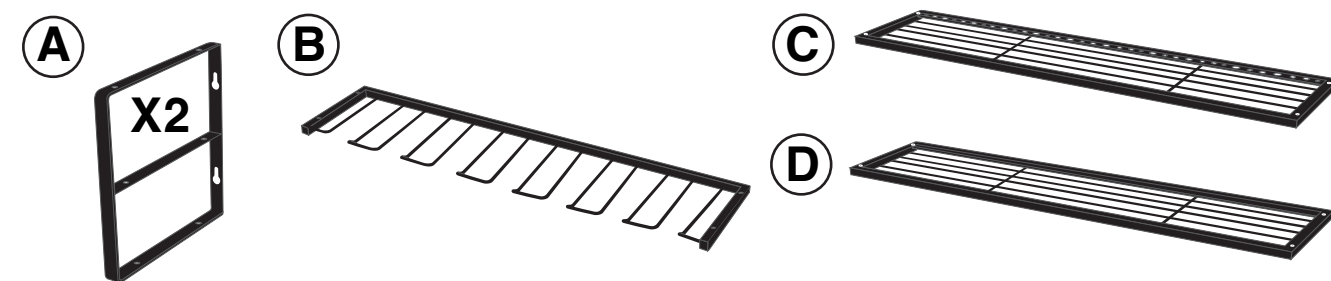
Mounting Hole Spacing
25.875 in. (65,6 cm)

W7703

26 IN. POWER TOOL STORAGE RACK MOUNTING TEMPLATE

ASSEMBLY INSTRUCTIONS

PARTS:

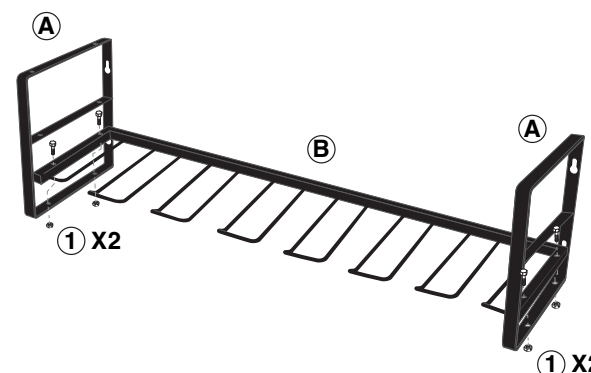


FASTENERS & TOOLS:



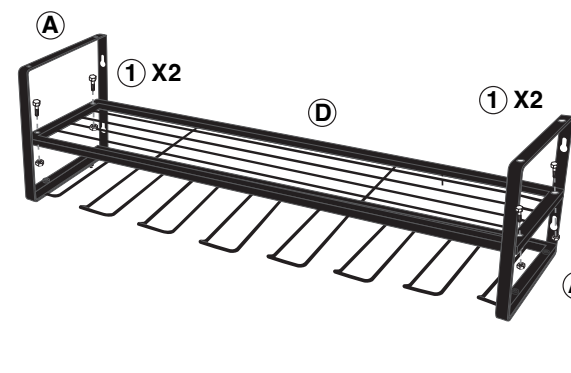
STEP 1.

Connect part B to parts A with fasteners 1.



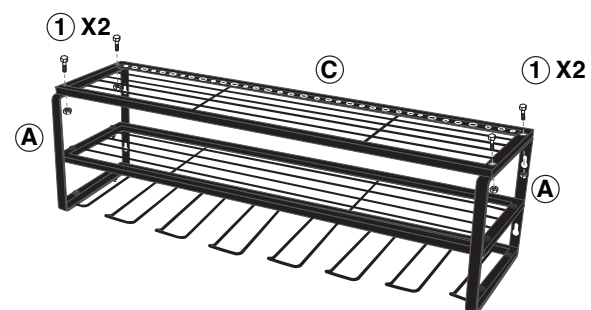
STEP 2.

Connect part D to parts A with fasteners 1.



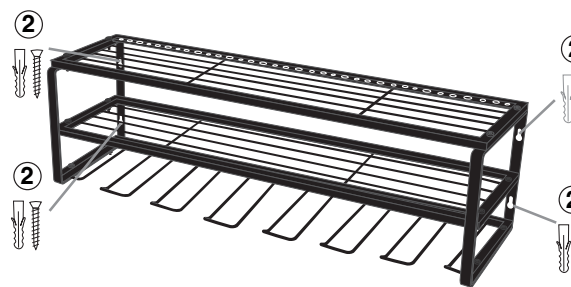
STEP 3.

Connect part C to parts A with fasteners 1. Position part C with the holes to the rear. Tighten all fasteners with tools 3 and 4.



STEP 4.

Use appropriate hardware to secure the rack to the wall, using all four mounting holes for maximum strength. Four sets of pan head screws and drywall anchors 2 have been included with the rack.



MOUNTING INSTRUCTIONS

Rack measures: 26.5 in. W x 7.3 in. D x 8.4 in. H (67.3 x 18.5 x 21.3 cm)
Mounting holes: 25.875 in. (65.6 cm) apart horizontally, 5.125 in. (13.1 cm) apart vertically
Total weight 5.4 lb. (2.45 kg)

STEP 1.

After completing assembly of your Power Tool Storage Rack, use this included Mounting Template to determine spacing and mounting hole locations.

STEP 2.

Use tape to attach template in the desired location and verify the rack will have enough clearance for hanging tools.

STEP 3.

Once position has been confirmed, use level to verify mounting hole locations will be level, once the hardware is installed.

STEP 4.

Use a pen or screw to penetrate template and mark all 4-hole locations on wall.

STEP 5.

Remove template from wall and, if not mounting directly to into wall studs, use the appropriate wall anchor mounting hardware, depending on the wall material.
(Basic 5/16 in. Sheet rock wall anchors and screws have been included.)

Thank you for purchasing the 26 in. Power Tool Storage Rack. If any parts are damaged or missing or if you have any questions, please call customer service at 1-800-497-0552 between 6 a.m. and 5 p.m. Pacific time.

Outside Measurement
8.125 in.
(20,6 cm)

Mounting Hole Spacing
5.125 in.
(13,1 cm)

PT
Performance Tool

P.O. Box 88259 • Tukwila, WA 98138 • 1-800-497-0552
Made in China • © Copyright 2024 • www.wilmarllc.com