

IMPORTANT SAFETY INSTRUCTIONS

LED FAIRY STRING LIGHTS



WARNING: To reduce the risk of injury, read and understand the owner's manual before using this product.

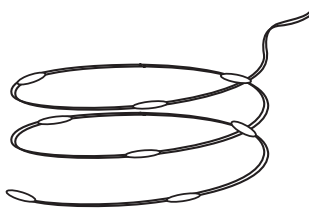


WARNING: Failure to observe the following safety rules may result in FIRE, ELECTRICAL SHOCK, OR INJURY.

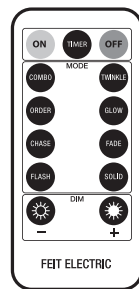
- Please retain manual and packaging for future reference as these contain important information.
- To avoid risk of fire, burns, personal injury, and electrical shock, product should not be placed in reach of small children.
- This product is for indoor use only.
- Do not operate in vicinity of gas, electric heaters, open fire, candles, or other heat sources.
- Check for damage prior to each use of the product.
- LEDs are not replaceable.
- Remove batteries from the battery compartment if the product will not be used for an extended period.
- This product contains a button battery. If swallowed, it could cause severe injury or death in just 2 hours. Seek medical attention immediately.

SAVE THESE INSTRUCTIONS


PARTS OF FAIRY STRING LIGHTS



(1) Fairy String Lights (30 ft.)



(1) Remote Control



(1) Battery Pack
(3 AA Batteries Not Included)



(1) USB with control button

Questions, problems, missing parts? Before returning to the store, call Feit Electric Customer Service 8 a.m. - 5 p.m., PST, Monday - Friday
1-866-326-BULB (2852)
FEIT.COM

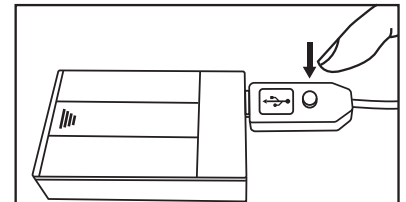
Supplier's Declaration of Conformity: 47 CFR § 2.1077 Compliance Information
Responsible Party: Feit Electric Company 4901 Gregg Road, Pico Rivera, CA 90660, USA 562-463-2852
Unique Identifier: FY30-100/USB/CPR

This device complies with part 15 of the FCC Rules. Operation is subject to the following two conditions: (1) This device may not cause harmful interference, and (2) this device must accept any interference received, including interference that may cause undesired operation. Note: This equipment has been tested and found to comply with the limits for a Class B digital device, pursuant to part 15 of the FCC Rules. These limits are designed to provide reasonable protection against harmful interference in a residential installation. This equipment generates, uses and can radiate radio frequency energy and, if not installed and used in accordance with the instructions, may cause harmful interference to radio communications. However, there is no guarantee that interference will not occur in a particular installation. If this equipment does cause harmful interference to radio or television reception, which can be determined by turning the equipment off and on, the user is encouraged to try to correct the interference by one or more of the following measures: Reorient or relocate the receiving antenna. Increase the separation between the equipment and receiver. Connect the equipment into an outlet on a circuit different from that to which the receiver is connected. Consult the dealer or an experienced radio/TV technician for help. Any changes or modifications not expressly approved by the manufacturer could void the user's authority to operate the equipment.

USB CONTROL INSTRUCTIONS

- Click the USB controller button to turn device ON.**
 - The unit will automatically enter the first function of the 8 modes.

1. Combo	2. Twinkle	3. Order	4. Glow
5. Chase	6. Fade	7. Flash	8. Solid
- Continue to click the USB controller button to cycle through each of the 8 modes.**
 - The unit will turn OFF after cycled through all modes.



REMOTE CONTROL INSTRUCTIONS

- On/Off buttons turn the lights on and off.**
- Press the TIMER button to set the unit to automatically stay 6 hours ON and 18 hours OFF.**
 This timer will repeat every 24 hours until the Off button is pressed.
- Press on the preferred mode to choose your light effect.**
- Dim the light up and down using the (+) and (-) buttons.**

