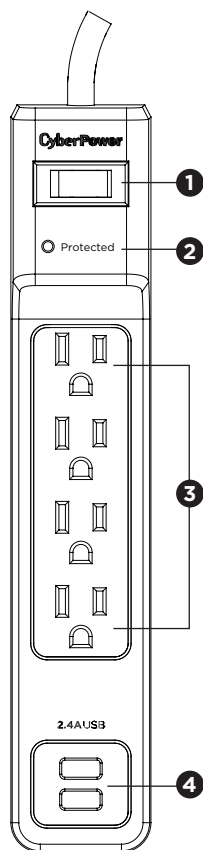


MP1020SEC
3-PACK: SURGE PROTECTOR + USB
4-OUTLET SURGE PROTECTOR + USB
(4 OUTLETS & 2 USB PORTS)

P403UBGY

USER MANUAL**FEATURES****1. ON / OFF Reset Control Switch and Circuit Breaker**

Controls power to all outlets. The switch is also a 15 A breaker. When an overload occurs, it will automatically switch off. To resume operation, ensure the overload condition is removed and reset the surge protector by switching the unit ON.

2. Protected LED Indicator

Illuminated when the surge protection feature is working properly.

3. Standard Grounded Outlets (4)**4. USB Charging Ports* (2)**

Connect and charge up to two (2) USB devices using the surge protected USB charging ports.

*USB outlets cannot be used as a USB hub. This device does not transfer data.

SPECIFICATIONS

Model Number:	P403UBGY
Outlets:	Standard Grounded Outlets (4), USB Charging Ports (2)
Power Cord Length:	3 ft
Plug Type:	Low Profile
Surge Protection:	500 Joules
Electrical Rating:	125 V / 15 A / 1875 W
USB Charging Rating:	5 V / 2.4 A Total
UL Clamping Voltage:	UL 1449 4th 800 V (L-N)
Maximum Peak Current:	15,000 A
1 AC Line Protected:	L-N: 15,000 A (The maximum surge possible on household wiring is 6,000 volts)
Response Time:	Less than 1 nanosecond
Circuit Breaker:	Resettable 15 Amp

⚠WARNING: This product can expose you to chemicals including bisphenol A (BPA) and styrene (ABS), which is known to the State of California to cause reproductive harm and cancer. For more information, go to www.P65Warnings.ca.gov.

CAUTION**TO REDUCE THE RISK OF ELECTRIC SHOCK:**

Use only in dry locations and only indoors.

DO NOT plug into another relocatable power tap.

DO NOT "daisy chain" surge protectors.

DO NOT use with any aquarium equipment.

DO NOT use if properly grounded outlets are not available.

DO NOT install this device if there is less than 10 meters (30 feet) of wire between the electrical outlet and electrical service panel.

DO NOT use for medical or life support equipment. This device features an internal protection that will disconnect the surge protective component at the end of its useful life, but it will maintain unprotected power to the load.

FOR MORE INFORMATION

Visit CyberPowerSystems.com for more information regarding:

- Product information and certifications
- Product warranty
- Connected equipment guarantee

TROUBLESHOOTING

If the grounded indicator does not light when you plug in the surge protector, move the surge protector to a different grounded three-prong AC outlet. If it still does not light, return the product to the retailer for assistance. If the surge protector appears to be working properly, your outlets may not be properly grounded and need to be repaired by a professional electrician. If the grounded indicator turns off after a period of use, the surge protection has been depleted. Replace your surge protector.

If the protected indicator does not light, the surge protector's AC lines are no longer protected from surge. The surge protector may have received a power surge or spike beyond its specified limits that overloaded the protection circuitry and rendered it inactive. The surge protector has protected your connected equipment as designed, but it will not protect against future surges and spikes. It should be replaced.

TECHNICAL SUPPORT

Visit: CyberPowerSystems.com/support

Toll-Free: 1-877-297-6937

Hours of Operation: Monday - Friday: 7:00am - 6:00pm CST

© 2022 Cyber Power Systems (USA), Inc. All rights reserved.
 All other trademarks are the property of their respective owners.

**CONFORMANCE APPROVALS**

This device complies with Part 15 of the FCC Rules. Operation is subject to the following two conditions: (1) this device may not cause harmful interference, and (2) this device must accept any interference received, including interference that may cause undesired operation. This equipment has been tested and found to comply with the limits for a Class B digital device, pursuant to Part 15 of the FCC Rules. These limits are designed to provide reasonable protection against

harmful interference in a residential installation. This equipment generates, uses, and can radiate radio frequency energy and, if not installed and used in accordance with the instructions, may cause harmful interference to radio communications. However, there is no guarantee that interference will not occur in a particular installation. If this equipment does cause harmful interference to radio or television reception, which can be determined by turning the equipment off and on, the user is encouraged to try to correct the interference by one or more of the following measures:

- Reorient or relocate the receiving antenna.
- Increase the separation between the equipment and receiver.
- Connect the equipment into an outlet on a circuit different from that to which the receiver is connected.
- Consult the dealer or an experienced radio/TV technician for help.

WARNING: Changes or modifications not expressly approved by the party responsible for compliance could void the user's authority to operate the equipment.

Cyber Power Systems (USA), Inc.

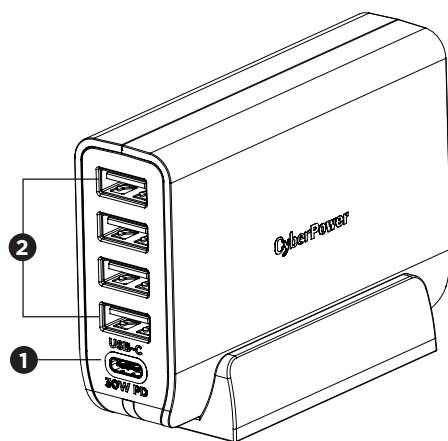
4241 12th Avenue East, Suite 400 | Shakopee, MN 55379

CyberPowerSystems.com

5-PORT USB CHARGING STATION

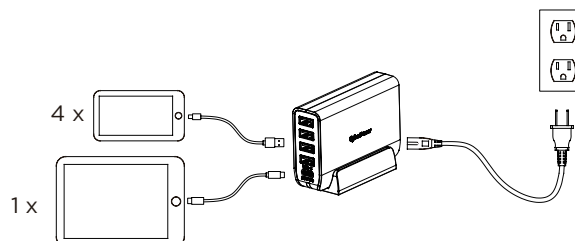
TR15UC30

USER MANUAL



FEATURES

- 1 USB-C charging port (30W PD)
- 4 USB-A charging ports (4.2A shared)
- 5-ft Power Cord
- Vertical Stand
- LED Power Indicator



SPECIFICATIONS

Model Number:	TR15UC30
USB-C Charging Ports:	1
USB-A Charging Ports:	4
USB-C Output:	30W Power Delivery 5 V / 3 A, 9 V / 3 A, 15 V / 2 A, 20 V / 1.5 A)
USB-A Output:	5 V / 4.2 A
Power Cord Length:	5 ft
Plug Type:	Detachable
Input:	100-240 VAC

⚠WARNING: This product can expose you to chemicals including bisphenol A (BPA) and styrene (ABS), which is known to the State of California to cause reproductive harm and cancer. For more information, go to www.P65Warnings.ca.gov.

CAUTION

TO REDUCE THE RISK OF ELECTRIC SHOCK:

Use only in dry locations and only indoors.

DO NOT plug into another relocatable power tap.

DO NOT "daisy chain" surge protectors.

DO NOT use with any aquarium equipment.

DO NOT use if properly grounded outlets are not available.

DO NOT install this device if there is less than 10 meters (30 feet) of wire between the electrical outlet and electrical service panel.

DO NOT use for medical or life support equipment. This device features an internal protection that will disconnect the surge protective component at the end of its useful life, but it will maintain unprotected power to the load.

FOR MORE INFORMATION

Visit CyberPowerSystems.com for more information regarding:

- Product information and certifications
- Product warranty
- Connected equipment guarantee

TECHNICAL SUPPORT

Visit: CyberPowerSystems.com/support

Toll-Free: 1-877-297-6937

Hours of Operation: Monday - Friday: 7:00am - 6:00pm CST

© 2022 Cyber Power Systems (USA), Inc. All rights reserved.
All other trademarks are the property of their respective owners.



CONFORMANCE APPROVALS

This device complies with Part 15 of the FCC Rules. Operation is subject to the following two conditions: (1) this device may not cause harmful interference, and (2) this device must accept any interference received, including interference that may cause undesired operation. This equipment has been tested and found to comply with the limits for a Class B digital device, pursuant to Part 15 of the FCC Rules. These limits are designed to provide reasonable protection against

harmful interference in a residential installation. This equipment generates, uses, and can radiate radio frequency energy and, if not installed and used in accordance with the instructions, may cause harmful interference to radio communications. However, there is no guarantee that interference will not occur in a particular installation. If this equipment does cause harmful interference to radio or television reception, which can be determined by turning the equipment off and on, the user is encouraged to try to correct the interference by one or more of the following measures:

- Reorient or relocate the receiving antenna.
- Increase the separation between the equipment and receiver.
- Connect the equipment into an outlet on a circuit different from that to which the receiver is connected.
- Consult the dealer or an experienced radio/TV technician for help.

WARNING: Changes or modifications not expressly approved by the party responsible for compliance could void the user's authority to operate the equipment.

Cyber Power Systems (USA), Inc.

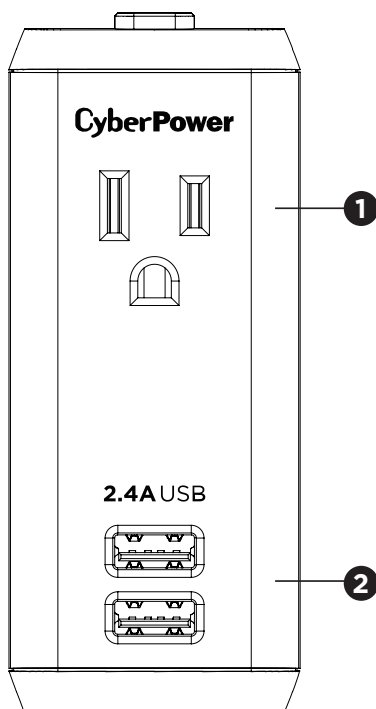
4241 12th Avenue East, Suite 400 | Shakopee, MN 55379

CyberPowerSystems.com

1-OUTLET USB CHARGING CORD (1 OUTLET & 2 USB PORTS)

GC106U

USER MANUAL



FEATURES

1. Standard Grounded Outlet

2. USB Charging Ports* (2)

Connect and charge up to two (2) USB devices using the surge protected USB charging ports.

*USB outlets cannot be used as a USB hub. This device does not transfer data.

INSTRUCTIONS

1. Plug the device into a standard grounding wall receptacle by fully inserting the plug and ensure that there are no exposed conductors.
2. Make sure the electronic equipment is turned off before plugging into the device's outlet. Do not use extension cords to connect equipment to the device.
3. Connected equipment can now be turned on.

SPECIFICATIONS

Model Number:	GC106U
Outlets:	Standard Grounded Outlet (1), USB Charging Ports (2)
Power Cord Length:	6 ft
Plug Type:	Low Profile
Electrical Rating:	125 V / 10 A / 1250 W
USB Charging Rating:	5 V / 2.4A Total

⚠WARNING: This product can expose you to chemicals including bisphenol A (BPA) and styrene (ABS), which is known to the State of California to cause reproductive harm and cancer. For more information, go to www.P65Warnings.ca.gov.

CAUTION

TO REDUCE THE RISK OF ELECTRIC SHOCK:

Use only in dry locations and only indoors.

DO NOT plug into another relocatable power tap.

DO NOT "daisy chain" surge protectors.

DO NOT use with any aquarium equipment.

DO NOT use if properly grounded outlets are not available.

DO NOT install this device if there is less than 10 meters (30 feet) of wire between the electrical outlet and electrical service panel.

DO NOT use for medical or life support equipment. This device features an internal protection that will disconnect the surge protective component at the end of its useful life, but it will maintain unprotected power to the load.

FOR MORE INFORMATION

Visit CyberPowerSystems.com for more information regarding:

- Product information and certifications
- Product warranty
- Connected equipment guarantee

TROUBLESHOOTING

If the grounded indicator does not light when you plug in the surge protector, move the surge protector to a different grounded three-prong AC outlet. If it still does not light, return the product to the retailer for assistance. If the surge protector appears to be working properly, your outlets may not be properly grounded and need to be repaired by a professional electrician. If the grounded indicator turns off after a period of use, the surge protection has been depleted. Replace your surge protector.

If the protected indicator does not light, the surge protector's AC lines are no longer protected from surge. The surge protector may have received a power surge or spike beyond its specified limits that overloaded the protection circuitry and rendered it inactive. The surge protector has protected your connected equipment as designed, but it will not protect against future surges and spikes. It should be replaced.

TECHNICAL SUPPORT

Visit: CyberPowerSystems.com/support

Toll-Free: 1-877-297-6937

Hours of Operation: Monday - Friday: 7:00am - 6:00pm CST

© 2022 Cyber Power Systems (USA), Inc. All rights reserved.
All other trademarks are the property of their respective owners.



CONFORMANCE APPROVALS

This device complies with Part 15 of the FCC Rules. Operation is subject to the following two conditions: (1) this device may not cause harmful interference, and (2) this device must accept any interference received, including interference that may cause undesired operation.

This equipment has been tested and found to comply with the limits for a Class B digital device, pursuant to Part 15 of the FCC Rules. These limits are designed to provide reasonable protection against

harmful interference in a residential installation. This equipment generates, uses, and can radiate radio frequency energy and, if not installed and used in accordance with the instructions, may cause harmful interference to radio communications. However, there is no guarantee that interference will not occur in a particular installation. If this equipment does cause harmful interference to radio or television reception, which can be determined by turning the equipment off and on, the user is encouraged to try to correct the interference by one or more of the following measures:

- Reorient or relocate the receiving antenna.
- Increase the separation between the equipment and receiver.
- Connect the equipment into an outlet on a circuit different from that to which the receiver is connected.
- Consult the dealer or an experienced radio/TV technician for help.

WARNING: Changes or modifications not expressly approved by the party responsible for compliance could void the user's authority to operate the equipment.

Cyber Power Systems (USA), Inc.

4241 12th Avenue East, Suite 400 | Shakopee, MN 55379

CyberPowerSystems.com