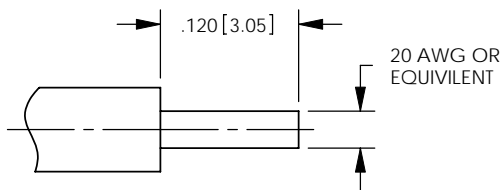
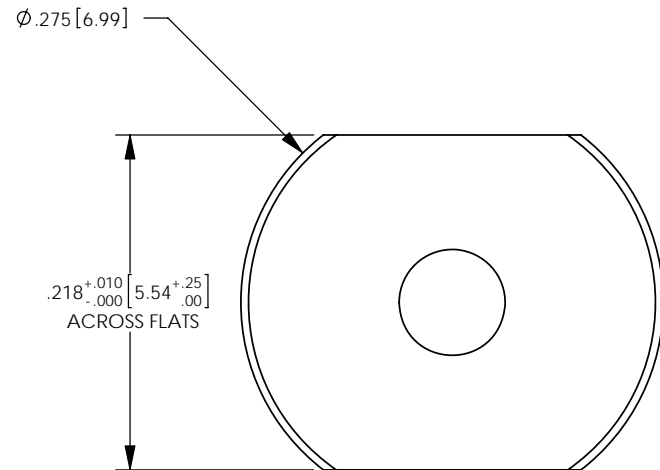
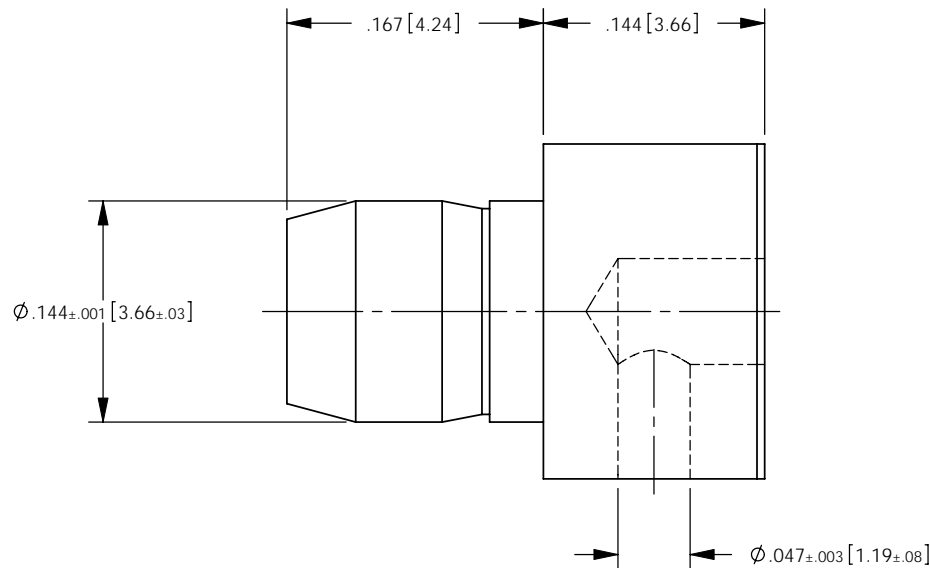


NOTES: UNLESS OTHERWISE SPECIFIED

1. FOR GENERAL SERIES SPECIFICATIONS, SEE SD74-0000.
2. MATERIAL SPECIFICATIONS: BRASS PER ASTM B16.
3. FINISH SPECIFICATIONS:
.000030 MIN. GOLD PER ASTM B488 OVER .000050 MIN. NICKEL PER AMS QQ-N-290.
4. ELECTRICAL SPECIFICATIONS:
CURRENT RATING: 8 AMPS
5. FOR USE WITH 20 GA WIRE OR EQUIVALENT.
6. REFER TO CAP10-01 FOR CABLE ASSEMBLY PROCEDURE.

REV	DESCRIPTION	BY DATE	APPD
B	REVISED PER ER7306	CMB 04/11/08	CMB



RECOMMENDED CABLE TRIM DIMENSION
SCALE: 6:1

CATALOG P/N: 01447G

PER ASME Y14.5M-1994 UNLESS OTHERWISE SPECIFIED: DIMENSIONS ARE IN INCHES [MM] TOLERANCES: DECIMAL: XX ± .01 [0.3] XXX ± .005 [0.13] XXXX ± .XXXX ANGLES: ± 2° SCALE: 8:1				 Winchester Electronics Corporation 62 Barnes Industrial Road North Wallingford, Connecticut 06492	
CUSTOMER DRAWING			 POWERSNAP, RIGHT ANGLE SOLDER MOUNT 20 AW, 8 AMP		
DRAWN PSM	DATE 06/18/07	APPROVED WPM	DATE 06/18/07	A	SD01447G
APPROVED XXX	DATE XX/XX/XX	APPROVED JC	DATE 06/18/07		