


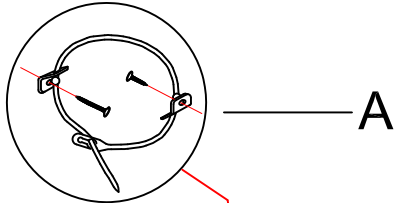
ASSEMBLY INSTRUCTION

ITEM: 6750-75902-85 Two Door-Six Drawer Buffet

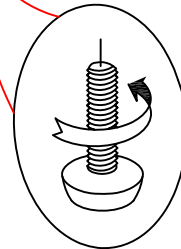
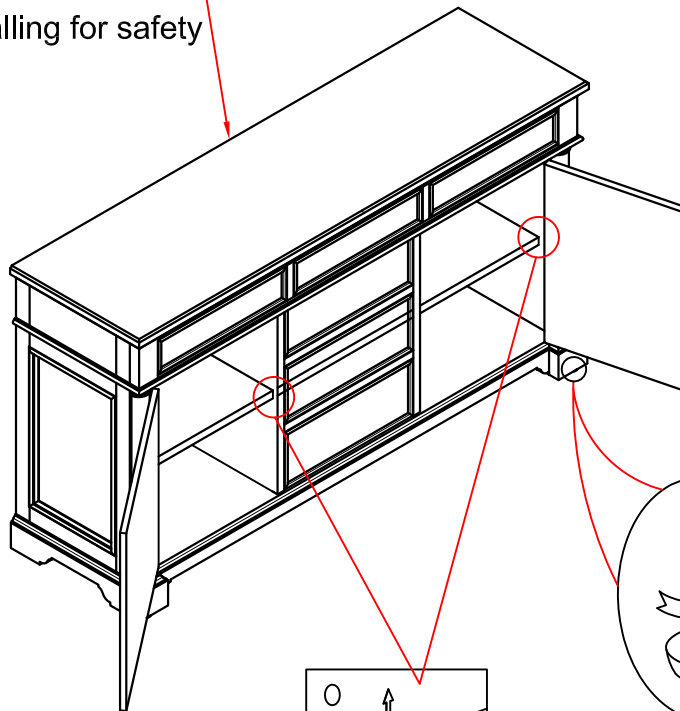
Thank you for purchasing this quality product. Be sure to unpack carefully looking for small parts which may have come loose during shipment. Read all instruction and study the drawing carefully before starting the assembly process.

HARDWARE LIST				
NO.	DRAWING	DESCRIPTION	SIZE	Q'TY
A		Anti - Tip Kit		1PC

Tipping Restraint

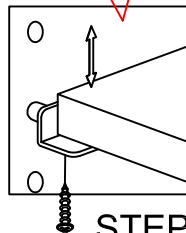


Anti-tip kit is included for use. We recommend installing for safety reason



STEP 2

To adjust the shelf height, remove screws then place shelf pins in the desired level.



STEP 1

Adjust Leveler if needed to level buffet on uneven floor.