



ANGLE

STRAIGHT

SUPPLY STOP (SWT X COMP)

- cUPC listed
- Lead Free

Listings & Certifications

Products are in compliance with the following code(s):

- Uniform Plumbing Code (UPC®)
- National Plumbing Code of Canada

Products are in compliance with the following standard(s):

- ASME A112.18.1-2012/CSA B125.1-12
- NSF61-9

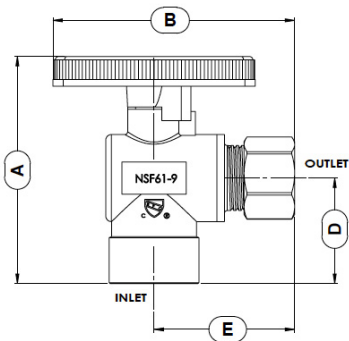


MULTI-TURN

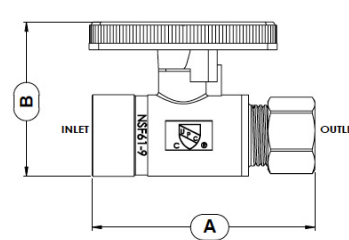
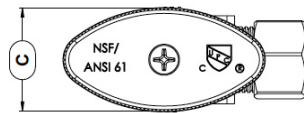
| PART NO. | FINISH | TYPE | INLET SIZE | OUTLET SIZE | A | B | C | D | E |
|----------|-------------|----------|------------|-------------|----------|--------|--------|------|--------|
| S10325 | Chrome | ANGLE | 1/2" | 3/8" | 2" | 2" | 15/16" | 3/4" | 1-1/8" |
| S10326 | Chrome | STRAIGHT | 1/2" | 3/8" | 2" | 2" | 15/16" | | |
| S10419 | Rough Brass | ANGLE | 1/2" | 3/8" | 2" | 2" | 15/16" | 1" | 3/4" |
| S10422 | Rough Brass | STRAIGHT | 1/2" | 3/8" | 1-15/16" | 1-7/8" | 15/16" | | |

QUARTER TURN

| PART NO. | FINISH | TYPE | INLET SIZE | OUTLET SIZE | A | B | C | D | E |
|----------|--------|----------|------------|-------------|----|----------|--------|--------|--------|
| S10331 | Chrome | ANGLE | 1/2" | 3/8" | 2" | 2" | 15/16" | 1" | 1-1/8" |
| S10332 | Chrome | STRAIGHT | 1/2" | 3/8" | 2" | 1-1/2" | 15/16" | | |
| S10418 | Chrome | ANGLE | 1/2" | 1/4" | 2" | 1-15/16" | 15/16" | 15/16" | 1-1/8" |



ANGLE



STRAIGHT

