
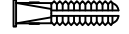



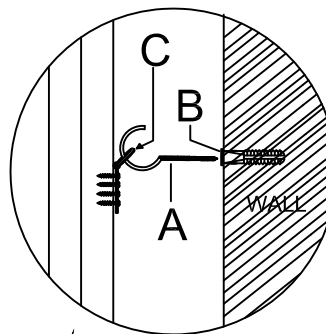
Thank you for purchasing this quality product. Be sure to unpack carefully looking for small parts which may have come loose during shipment.

Read all instruction and study the drawing carefully before starting the assembly process .

## HARDWARE PACK

NO.	DRAWING	DESCRIPTION	SIZE	Q'TY
A		Hook	4*53mm	2PCS
B		Plastic Anchor	∅ 9*30mm	2PCS

### STEP 1



When using mirror only,  
hang the metal ring (C)  
onto the hook (A)