

FEATURES & SPECIFICATIONS

INTENDED USE — Quick Ship orders ship in 17 days, to meet a maximum 21 day delivery time.

Square Straight Steel is a general purpose light pole for up to 25-foot mounting heights. This pole provides a robust yet cost effective option for mounting area lights and floodlights.

CONSTRUCTION —

Pole Shaft: The pole shaft is of uniform dimension and wall thickness and is made of a weldable-grade, hot-rolled, commercial-quality steel tubing with a minimum yield of 55 KSI (11-gauge, .12"), or 50 KSI (7-gauge, .18"). Shaft is one-piece with a full-length longitudinal high-frequency electric resistance weld. Uniformly square in cross-section with flat sides, small corner radii and excellent torsional qualities. Available shaft widths are 4" and 5".

Pole Top: Options include tenon top, drilled for side mount fixture, tenon with drilling (includes extra handhole) and open top. Side drilled and open top poles include a removable top cap.

Handhole: A reinforced handhole with grounding provision is provided at 18" from the base on side A. Every handhole includes a cover and cover attachment hardware. The handhole has a nominal dimension of 2.5" x 5".

Base Cover: A color matched durable ABS plastic two-piece full base cover, is provided with each pole assembly.

Anchor Base/Bolts: Anchor base is fabricated from steel that meets ASTM A36 standards. Anchor bolts are manufactured to ASTM F1554 Standards grade 55, (55 KSI minimum yield strength and tensile strength of 75-95 KSI). Top threaded portion (nominal 12") is hot-dipped galvanized per ASTM A-153.

HARDWARE — All structural fasteners are high-strength galvanized carbon steel. All non-structural fasteners are galvanized or zinc-plated carbon steel or stainless steel.

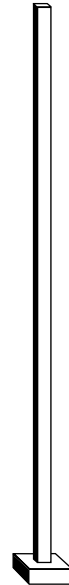
FINISH — Exterior parts are protected by a TGIC or Urethane polyester powder coat finish that provides superior resistance to corrosion and weathering. A tightly controlled multi-stage process ensures superior adhesion as well as a minimum finish thickness of 3 mils. Extra durable standard powder-coat finishes include Dark Bronze, Black and Natural Aluminum colors.

INSTALLATION — Do not erect poles without having fixtures installed. Factory-supplied templates must be used when setting anchor bolts. Lithonia Lighting will not accept claim for incorrect anchorage placement due to failure to use Lithonia Lighting factory templates. If poles are stored outside, all protective wrapping must be removed immediately upon delivery to prevent finish damage. Lithonia Lighting is not responsible for the foundation design.

WARRANTY — 1-year limited warranty. This is the only warranty provided and no other statements in this specification sheet create any warranty of any kind. All other express and implied warranties are disclaimed. Complete warranty terms located at: www.acuitybrands.com/support/warranty/terms-and-conditions

NOTE: Actual performance may differ as a result of end-user environment and application. Specifications subject to change without notice.

Catalog Number
Notes
Type



SSS QS

SQUARE STRAIGHT STEEL – QUICK SHIP

ORDERING INFORMATION

Example: SSS QS 20 4C DM19AS DDBXD

SSS	QS	Pole Length (FT)		Nominal shaft size/wall thickness ¹	Mounting ²	Finish	Options
Series	Quick Ship						
SSS	QS	10	10'	4C 4" 11g (0.120")	<u>Tenon mounting</u>	DDBXD Dark bronze	L/AB Less anchor bolts (Include when anchor bolts are not needed) VM/original order# Match pole to prior order or project ⁴
		12	12'	4G 4" 7g (0.179")	PT Open top (includes top cap)	DBLXD Black	
		14	14'	5C 5" 11g (0.120")	T20 2-3/8" O.D. (2" NPS)	DNAXD Natural aluminum	
		16	16'	5G 5" 7g (0.179")			
		18	18'	(See technical information table for complete ordering information.)	<u>DSX/RSX Drill mounting³</u>		
		20	20'		DM19AS 1 at 90°		
		25	25'		DM28AS 2 at 180°		
					DM29AS 2 at 90°		
					DM39AS 3 at 90°		
					DM49AS 4 at 90°		
				<u>ESX Drill mounting³</u>			
				DM19ESX 1 at 90°			
				DM28ESX 2 at 180°			
				DM29ESX 2 at 90°			
				DM39ESX 3 at 90°			
				DM49ESX 4 at 90°			

Accessories: Order as separate catalog number.	
PL DT20	Plugs for ESX drillings
PL DT8	Plugs for DSX/RSX drillings
FVD xxFT	Field installed vibration damper (snake style)

PROGRAM RULES:

- Only options listed in the ordering tree are valid for the Quick Ship program.
- Nomenclature must include "QS" after "SSS" to be qualified for Quick Ship.
Example: SSS QS 20 4C DM19AS DDBXD
- Total order quantity cannot exceed 10 poles.
- Anchor bolts will be shipped separately.
- Quick Ship orders cannot have "Not Before Date" or "Ship Date".
- Quick ship orders cannot have standard pole lines.
- All pole orders must include "Call Before Number" to avoid delays.
- Only customers in USA are eligible.

NOTES:

- Wall thickness will be signified with a "C" (11 Gauge) or a "G" (7-Gauge) in nomenclature. "C" - 0.12" | "G" - 0.18".
- PT open top poles include top cap. When ordering tenon mounting and drill mounting for the same pole, specify as drilling option/tenon option. The combination includes a required extra handhole.
Example: DM28/T20.
- Refer to the luminaire spec sheet for the correct drilling template pattern and orientation compatibility.
- Must add original order number. Not for replacement parts or post sales issues, contact tech support or post sales teams. VM is used to ensure poles match in appearance exactly from order to order, on a single project site. A common use case would be a multi-phase project with multiple orders.
Example: VM/010-36784

Square Straight Steel Poles – QUICK SHIP

TECHNICAL INFORMATION — EPA (ft ²) with 1.3 gust											
Catalog Number	Nominal Shaft Length (ft.)	Pole Shaft Size (Base in. x Top in. x ft.)	Wall thick (in)	Gauge	EPA (ft ²) with 1.3 gust						Approximate ship weight (lbs.)
					80 MPH	Max. weight	90 MPH	Max. weight	100 MPH	Max. weight	
SSS QS 10 4C	10	4.0 x 10.0	0.1196	11	30.6	765	23.8	595	18.9	473	75
SSS QS 12 4C	12	4.0 x 12.0	0.1196	11	24.4	610	18.8	470	14.8	370	90
SSS QS 14 4C	14	4.0 x 14.0	0.1196	11	19.9	498	15.1	378	11.7	293	100
SSS QS 16 4C	16	4.0 x 16.0	0.1196	11	15.9	398	11.8	295	8.9	223	115
SSS QS 18 4C	18	4.0 x 18.0	0.1196	11	12.6	315	9.2	230	6.7	168	125
SSS QS 20 4C	20	4.0 x 20.0	0.1196	11	9.6	240	6.7	167	4.5	150	140
SSS QS 20 4G	20	4.0 x 20.0	0.1793	7	14	350	11	275	8	200	198
SSS QS 20 5C	20	5.0 x 20.0	0.1196	11	17.7	443	12.7	343	9.4	235	185
SSS QS 20 5G	20	5.0 x 20.0	0.1793	7	28.1	703	21.4	535	16.2	405	265
SSS QS 25 4C	25	4.0 x 25.0	0.1196	11	4.8	150	2.6	100	1	50	170
SSS QS 25 4G	25	4.0 x 25.0	0.1793	7	10.8	270	7.7	188	5.4	135	245
SSS QS 25 5C	25	5.0 x 25.0	0.1196	11	9.8	245	6.3	157	3.7	150	225
SSS QS 25 5G	25	5.0 x 25.0	0.1793	7	18.5	463	13.3	333	9.5	238	360

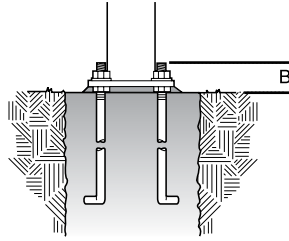
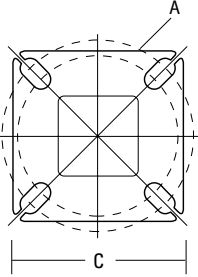
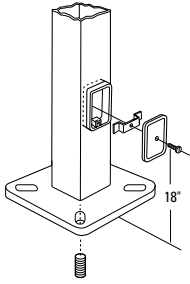
NOTE: EPA values are based ASCE 7-93 wind map.

TECHNICAL INFORMATION — EPA (ft ²) WITH 3-SECOND GUST PER AASHTO 2013																	
Series	Mounting Height (ft)*	Shaft Base Size	90 MPH	Max. weight	100 MPH	Max. weight	110 MPH	Max. weight	120 MPH	Max. weight	130 MPH	Max. weight	140 MPH	Max. weight	150 MPH	Max. weight	Approximate ship weight (lbs.)
SSS	10	4C	20	500	16	400	13	325	10.5	263	8.5	213	7	175	6	150	75
SSS	12	4C	16	400	13	325	10	250	8	200	6.5	163	5	125	4	100	90
SSS	14	4C	13.5	338	10	250	7.5	188	6	150	4.5	113	3.5	88	2.5	63	100
SSS	16	4C	10.5	263	7.5	188	5.5	138	4	100	3	75	1.5	38	1	25	115
SSS	18	4C	8	200	5.5	138	4	100	2.5	63	1.5	38	0.5	13	-	-	125
SSS	18	4G	13	325	9.5	238	7	175	5	125	3.5	88	2.5	63	1.5	38	185
SSS	18	5C	13	325	9.5	238	6.5	163	4.5	113	3	75	1.5	38	.5	13	170
SSS	20	4C	6	150	4	100	2.5	63	1	25	-	-	-	-	-	-	140
SSS	20	4G	10.5	263	7.5	188	5.5	138	3.5	88	2	50	1	25	-	-	205
SSS	20	5C	10	250	7	175	4.5	113	2.5	63	1	25	-	-	-	-	185
SSS	20	5G	20	500	15	375	11.5	288	8.5	213	6	150	4.5	113	3	75	265
SSS	25	4C	2	50	0.5	13	-	-	-	-	-	-	-	-	-	-	170
SSS	25	4G	5.5	138	3	75	1.5	38	-	-	-	-	-	-	-	-	245
SSS	25	5C	4.5	113	2	50	-	-	-	-	-	-	-	-	-	-	225
SSS	25	5G	12	300	8.5	213	5.5	138	3	75	1.5	38	-	-	-	-	360
SSS	25	6G	19	475	13.5	338	9	225	5.5	138	3	75	1	25	-	-	445
SSS	30	4G	1.5	38	-	-	-	-	-	-	-	-	-	-	-	-	291
SSS	30	5C	-	-	-	-	-	-	-	-	-	-	-	-	-	-	265
SSS	30	5G	6.5	163	3.5	88	1	25	-	-	-	-	-	-	-	-	380
SSS	30	6G	11	275	6	150	2.5	63	-	-	-	-	-	-	-	-	520
SSS	35	5G	2	50	-	-	-	-	-	-	-	-	-	-	-	-	440
SSS	35	6G	4	100	-	-	-	-	-	-	-	-	-	-	-	-	540
SSS	39	6G	-	-	-	-	-	-	-	-	-	-	-	-	-	-	605

NOTE: AASHTO 2013 criteria is the most conservative existing EPA calculation. For poles not showing EPA values under AASHTO 2013, EPA values may exist under commercial criteria (see table above).

Square Straight Steel Poles – QUICK SHIP

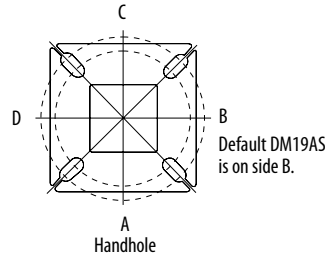
BASE DETAIL



ANCHORAGE AND TEMPLATE INFORMATION

Shaft base size	Bolt circle A	Bolt projection B	Base diameter C	Base plate thickness	Template description	Anchor bolt description	Bolt size (in. x in. x in.)	Anchor bolt and template description
4"C	8" – 9"	3.25" - 3.75"	8" - 8.25"	0.75"	ABTEMPLATE PJ50004	AB18-0	3/4 x 18 x 3	ABSSS-4C
4"G	8" – 9"	3.38" - 3.75"	8" - 8.25"	0.875"	ABTEMPLATE PJ50004	AB30-0	3/4 x 30 x 3	ABSSS-4G
5"	10" – 12"	3.5" - 4"	11"	1"	ABTEMPLATE PJ50010	AB36-0	1 x 36 x 4	ABSSS-5

HANDHOLE ORIENTATION



IMPORTANT INSTALLATION NOTES:

- **Do not** erect poles without having fixtures installed.
- Factory-supplied templates must be used when setting anchor bolts. Lithonia Lighting will not accept claim for incorrect anchorage placement due to failure to use Lithonia Lighting factory templates.
- If poles are stored outside, all protective wrapping must be removed immediately upon delivery to prevent finish damage.
- Lithonia Lighting is not responsible for the foundation design.
- Bolt circles have +/- 1/2" tolerance.

CAUTION: These specifications are intended for general purposes only. Lithonia Lighting reserves the right to change material or design, without prior notice, in a continuing effort to upgrade its products.