



world of
**ERIC
CARLE**


the very hungry
caterpillar™



3+

Sticker Suncatchers

WHAT'S INCLUDED




For more than 50 years, children and their families have enjoyed reading "The Very Hungry Caterpillar."

Playing and Learning

Practicing Fine Motor Skills

Color, Shape and Size Recognition



Work with clean hands on a clean work surface. Eric Carle, the author of The Very Hungry Caterpillar, created his famous illustrations by layering different colors and shapes. Use the stickers and suncatcher shapes to create your own Eric Carle inspired artwork.

#6377000
The Very Hungry Caterpillar
Sticker Suncatchers
© Faber-Castell USA, Inc.
Cleveland, Ohio 44125
www.fabercastell.com
Designed in USA
Made in China
Safe for children

Need Help?
800-311-8684
consumer@fabercastell.com
Chat or view FAQs & INFO online:
www.creativityforkids.com
www.CreativityforKids.com



**CHOOSE YOUR SUNCATCHER DESIGN,
THEN START LAYERING THE
TRANSLUCENT STICKERS AS SHOWN.**

PEEL




While your child crafts,
encourage them to
identify the different
shapes and colors.

STICK



Keep stickers inside
suncatcher edges.

**TRY LAYERING SHAPES TO
MAKE DIFFERENT COLORS**



Can you name the
new colors you
have created?



**SHOW OFF YOUR CREATIONS
IN A SUNNY WINDOW**

Make sure the window is clean. Wet the
back of the suction cup to help hold it in
place, then hang your suncatchers.



**DECORATE WITH
PUFFY STICKERS**

Use the puffy stickers to decorate your
suncatchers as shown. The caterpillar
stickers can be placed on his favorite foods.



CREATE A PLAYSCAPE

Use the window clings to create a
playscape for your suncatchers.
For best results clean your window
with a damp paper towel. While the
window is still damp, arrange your
clings and press them into place.