


# DOUBLE-SIDED MAGNETIC A-FRAME CHALKBOARD

Review all information before using this product. Save this manual for future reference.



Inspect packaging to ensure all parts are accounted for before disposing of packing materials.  
 Save the packing slip.

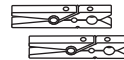
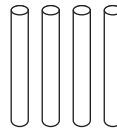
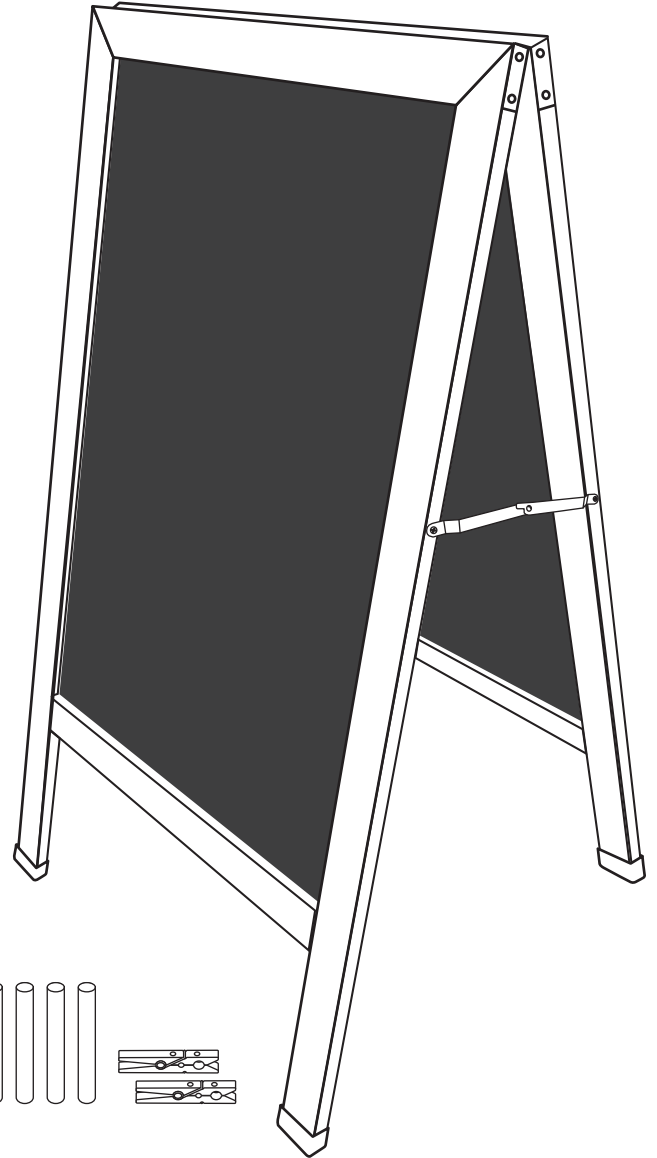
PARTS	QTY.
Chalkboard (style may vary)	1
Chalk	1PK
Clip Magnet	2
Eraser	1

## WARNING

**CHOKING HAZARD** — This item contains small parts that can be swallowed. Keep away from children and pets.

## Features

Wooden A-Frame	<ul style="list-style-type: none"> <li>Easy to Fold</li> <li>Indoor/Outdoor Use</li> <li>Sturdy Construction</li> </ul>
Magnetic Boards	<ul style="list-style-type: none"> <li>Double-Sided</li> <li>Ample Writing Space</li> <li>Conveniently Holds Eraser</li> </ul>



## WARNING:

Manufacturer and seller expressly disclaim any and all liability from personal injury, property damage or loss, whether direct or indirect, or incidental, resulting from the incorrect attachment, improper use, inadequate maintenance, or neglect of this product.

# Care & Maintenance

**SAFE USE:** Only use on a flat, level surface. Position away from areas where the sign could become a tripping hazard. Ensure the side hinge is fully engaged when in use.

**CARE:** We recommend using traditional chalk on the chalkboard surface. When using alternative chalk products, such as liquid chalk, read and follow all instructions as well as care procedures before using them on the writing surface.

**CLEANING:** Use the eraser to clean the writing surface. To wash, use a damp fabric cloth and gently wipe the surface. Do not use abrasive cleaning agents or materials. For stubborn stains, mix a small amount of vinegar with warm water and gently wipe with a clean fabric towel. Do not use paper towels or tissues to clean.

For the frame, follow the woodgrain with a soft cloth to remove dust, dirt, and debris. Do not use chemicals or abrasive materials as they will damage the wood and/or finish.

**STORAGE:** Maintain the appearance and prevent damage by emptying and storing this item indoors during inclement weather as well as when it is not in use.

Wood expands when wet and contracts as it dries. Repeated and excessive exposure to moisture, rain or snow can cause permanent damage to the product including, but is not limited to, assembly points becoming loose, wood cracking, mold and mildew growth, and hardware rust.

Manufacturer is not liable for damages resulting from exposure to outdoor elements.

**WARNING: THE ONE-YEAR WARRANTY DOES NOT COVER DAMAGES OR DEFECTS CAUSED BY THE APPLICATION OF CHEMICAL TREATMENTS, PROTECTIVE COATINGS, OR CLEANING PRODUCTS.**

## SAFETY STATEMENTS & WARNINGS

- This product is not intended for use by children.
- Ensure fittings are tight before use. Periodically check fitting to ensure they are tight.
- Avoid long-term exposure to sunlight.
- Avoid placing near heating or cooling vents as forced air is be very drying and could damage the wood.
- Keep this unit a safe distance from outdoor heat sources such as, but not limited to patio heaters, and grills.
- Never use chemical cleaning products or polishes as they may damage the finish.
- Do not soak the board as doing so may result in permanent damage.

**Any modification to the product or failure to follow recommended care will void the product warranty.**

*If you experience issues or the product was damaged during shipping,  
please contact our customer service team through one of the methods mentioned at the top of page 1.  
Please have the item number and order information ready to expedite response time.*

## WARNING:

**Manufacturer and seller expressly disclaim any and all liability from personal injury, property damage or loss, whether direct or indirect, or incidental, resulting from the incorrect attachment, improper use, inadequate maintenance, or neglect of this product.**