

# LinkPower™ LPS840-T1

## Outdoor Gigabit PoE Switch Series



### APPLICATIONS

- IP Video Surveillances
- Campus Networks
- Fixed Wireless Networks
- Border Security Surveillance
- Municipal Networks
- Hospitality Networks
- Hotel Resort Networks
- Hotspot Integrations
- VOIP Services
- Traffic Monitoring

The LinkPower™ LPS840-T1 Outdoor PoE Switch Series offers from 6-Port Gigabit Unmanaged IEEE802.3af and IEEE802.3at PoE (Power over Ethernet) Network Switch with 2 RJ45 Gigabit Uplink Ports and is the industry first outdoor weatherproof industrial gigabit Ethernet switch that delivers data and power over one single network cable protected with an IP67 compliant weatherproof enclosure. The LPS840-T1 Gigabit PoE Series has the following four sub-models:

Product Line	Product Model	PoE Output	Model Description
LPS840-T1 Outdoor Gigabit PoE Switch	LPS840AF-T1	30W per Port / 62W Total	Outdoor 10/100/1000Mbps 6-Port 802.3af/at PoE Switch with 2 RJ45 Gigabit Uplink, Up to 30W and an Average of 15.4W per PoE Port, Not to Exceed 62W for a Total of 4 PoE Port
	LPS840AT-T1	30W per Port / 120W Total	Outdoor 10/100/1000Mbps 6-Port 802.3af/at PoE Switch with 2 RJ45 Gigabit Uplink Ports, Up to 30W per PoE Port

The LPS840-T1 Gigabit PoE Series is designed for security and commercial applications, e.g., video surveillance, remote security, wireless mesh, outdoor wifi installations, and etc. The terminal equipment, i.e., powered devices, such as weather-proof IP camera, high performance wireless AP and industrial IP telephony. The systems is also offer with powerful anti-electromagnetic interference feature. Additionally, the LPS840-T1 Gigabit PoE Series is designed for harsh outdoor environments with features such as a wide working temperature range from -30°C to +70°C and 3KV Ethernet port surge protection that can ensure the reliability of the uninterrupted PoE operations. The PoE technology conveniently eliminates the need to install networked devices, such as Inscape Data's IP cameras and SB300/BR300, and SB3000/BR3000 wireless products, thereby reducing equipment and installation costs. The LPS800-T1 Gigabit PoE Series offers the following key features:

### KEY PRODUCT FEATURES

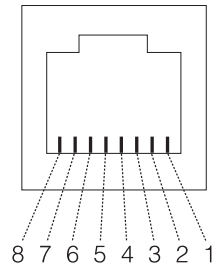
- IP66 if top cover closed by latch or IP68 if top cover closed by screws
- MTBF:190,000 hours (about 21 years)
- Integrated Industrial 3KV Ethernet surge protection
- IEEE 802.3af/at Power over Ethernet (PoE) standard
- 10/100/1000Mbps Auto-Negotiation and Auto-MDIX Gigabit Power over Ethernet RJ45 ports
- Supports 802.3af PoE Power maximum 15.4 watts and 802.3at PoE Plus maximum 30Watts and 48V DC for each PoE port
- Full wire-speed non-blocking reception and transmission
- 1MBit frame buffer memory and 8K entries MAC address table
- IEEE802.3x flow control for full-duplex mode; back pressure flow control for half-duplex mode
- Supports integrated address look-up engine, automatic address learning and address aging
- Supports Link Aggregation IEEE 802.3ad and fail over
- Supports Jumbo Frame in all speeds (up to 10K bytes packet frame size)
- Operating Temperature:-22°F to +158°F (-30°C to +70°C) C

\*\*\* LinkPower LPS Outdoor PoE Series Products are protected under several of Inscape Data's U.S. Patents. \*\*\*

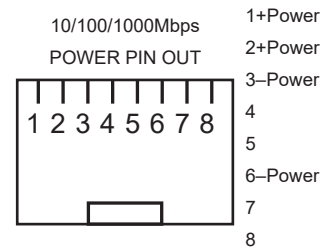
## TECHNICAL SPECIFICATIONS

## ELECTRICAL PIN OUT DIAGRAM

<b>Product Model</b>	LPS840AF-T1	LPS840AT-T1
<b>Product Name</b>	Outdoor Gigabit 6-Port 802.3af/at PoE Switch with 2 RJ45 Uplink Ports	Outdoor Gigabit 6-Port 802.3af/at+ PoE Switch with 2 RJ45 Uplink Ports
<b>Connector</b>	PoE Port: 4x10/100/1000BaseT(X) self-detect	
	RJ45 Uplink Port: 2x10/100/1000BaseT(X) self-detect Uplink port	
<b>Forwarding Mode</b>	Store-and-forward architecture, 192K forwarding memory	
<b>Network Medium</b>	10BASE-T: Cat3/ 4/ 5 UTP (≤100m)	
	100BASE-TX: Cat5 or more UTP (≤100m)	
	1000BASE-TX: Cat5 or more UTP (≤100m)	
<b>Performance Specifications</b>	Bandwidth: 8.8Gbps (non-blocking)	
	Network Latency (100 to 100M bps): Maximum delay less than 20μs	
	Packet Buffer Memory: 96KB	
	Integrated Industrial 4KV Ethernet surge protection	
	MTBF (Mean time between failures): 190,000 hours (about 21 years)	
	Address Database Size: 1,000	
<b>Protocols and Standards</b>	IEEE 802.3; IEEE 802.3u; IEEE 802.3ab;	
	IEEE 802.3x Flow Control;	
	IEEE 802.1af DTE Power via MDI	
	IEEE 802.3af/ IEEE 802.3at	
<b>LEDs Status</b>	System: Power Every Port: connection status, PoE working status	
<b>Power Supply</b>	Input voltage: 120V ~ 240V AC	
	Output voltage: 48V DC	
	IEEE802.3af standard, each port power is 15.4W, total power is 65W for 4 ports	
	IEEE802.3at PoE+ standard, each port power is 30W, total power is 120W for 4 ports	
	Support OCP ( Over-Current Protection ) and electronic protection	
Connection: 3-pin pluggable connecting terminal block		
<b>Dimensions/ Weight</b>	<b>Enclosure: IP66 by Latch &amp; IP68 by screws on top cover, shell Dimension (LxWxH):</b> 10x8x2 inch, 254.0 x 203.2 x 50.8mm	
	<b>Weight:</b> 5LB, 3.0KG	
	<b>Installation Method:</b> Wall mount / Mast mount	
<b>Working Environment</b>	Operating Temperature: -30°C ~ 70°C	
	Storage Temperature: -20°C ~ 75°C	
<b>Radiation</b>	FCC Part 15 Class B	
	CE Mark, Commercial	
	VCCI Class B	
	EN 55022 (CISPR 22), Class B	
<b>Industrial Standard &amp; Safety</b>	CE Mark ,commercial CE/LVD EN60950, RoHS, UL60591-1	
<b>Warranty</b>	3 years	



PD and PSE Eight-Pin RJ45 Modular Jack



**SYSTEM CONFIGURATION**



**STANDARD ACCESSORIES**

**PFCK0001-3**  
Power & Fiber Connector Kit



**ECK0001-4**  
Ethernet Connector Kit



**WMK0001**  
Wall Mounting Kit




**APCK0001**  
AC Power Cable Kit

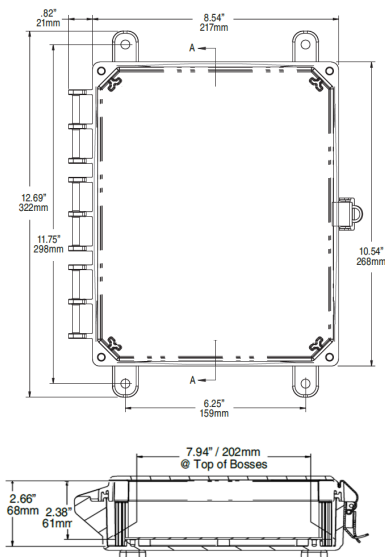


**OPTIONAL ACCESSORIES**

**MMK0001-S**  
Mast Mounting Kit  
(For Pole Diameter from 2" to 4.5")

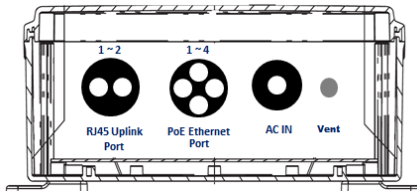


**ENCLOSURE DRAWINGS & INTERFACES**



**Interfaces**

1. Weatherproof AC Power Connector, Hole Diameter: 20mm
2. Weatherproof PoE & Uplink Connector, Hole Diameter: 25mm
3. Vent Plug



To Use Conduit Connectors, Please Refer the Hole Diameter Information Above.

**PACKAGE CONTENTS**

1. LPS840-T1 (1)
2. WM0001 Wall Mount Kit (1)
3. MMK0001 Pole Mount Kit (1) (Optional)
4. AC Power Cable with one 3-PIN AC Power Connector (1)
5. User Manual (1)
6. Warranty Sheet (1)



**Internal (Hotel) Space:**  
8"x3.125"x2" (WxLxH) for Wiring Storage



THE LEADING  
OUTDOOR NETWORK  
APPLIANCE COMPANY

Product Information Online: <http://www.inscapedata.com/lps800.htm>

Corporate Headquarters  
1620 Oakland Road, Suite D101, San Jose, CA 95131, U.S.A.  
PHONE +1.408.392.9800 FAX +1.408.392.9812  
EMAIL sales@inscapedata.com

Total Turnkey Solutions for Outdoor PoE, Wired/Wireless, and IP Video Applications