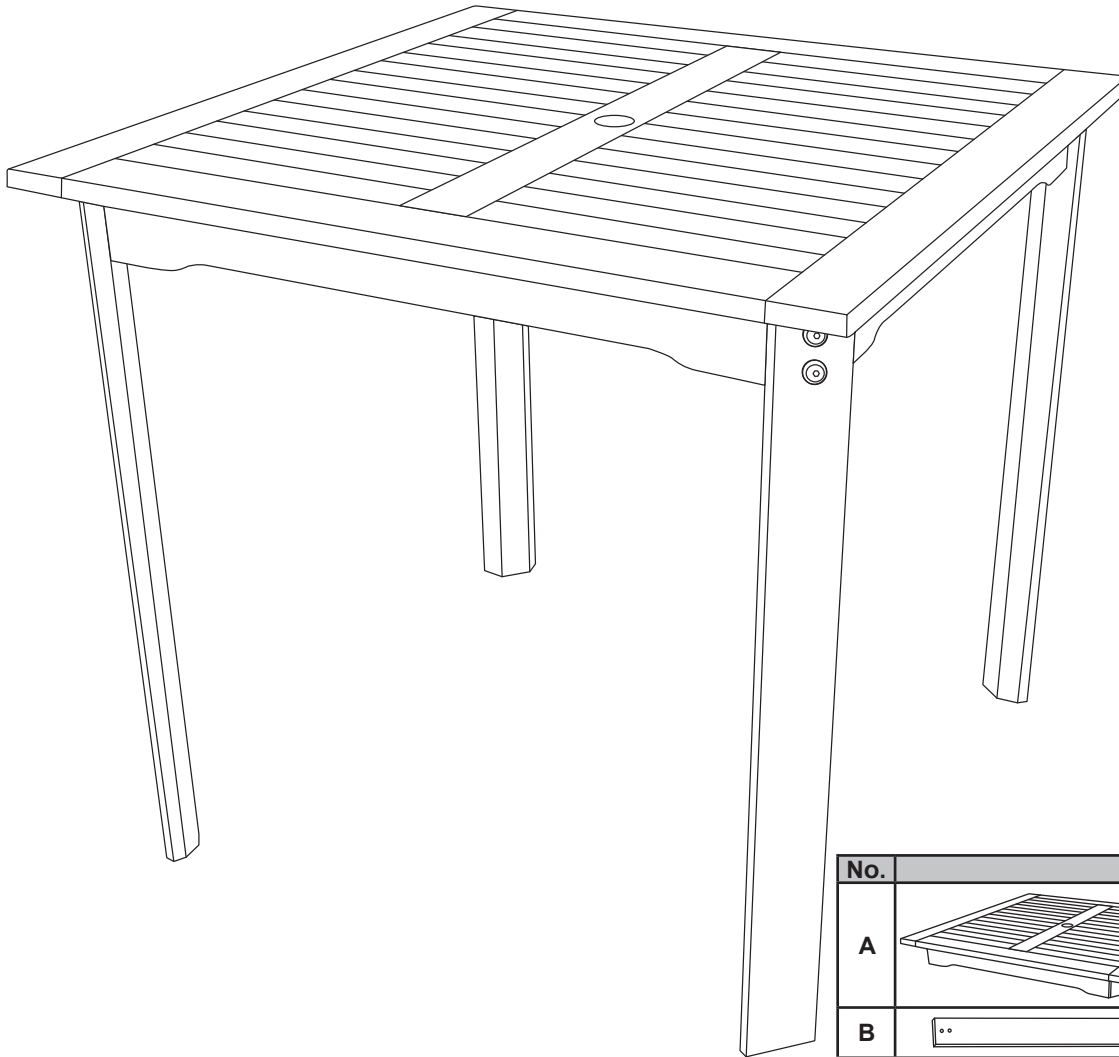



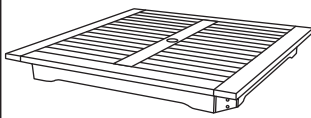

Thank you for choosing Sunnydaze Decor. We stand behind our brand and the quality of the items we sell. Replacement parts or products will be sent at our discretion within the 1-year warranty period. Proof of purchase, with the date of purchase as well as photos of the merchandise defect, must be provided. Photos are used to determine the cause of defects and for future quality control. Register your warranty at <https://tiny.cc/SunnydazeWarranty>. If you have any questions, comments or concerns, feel free to contact us by phone at 833-982-1977, by email: [customerservice@sunnydazedecor.com](mailto:customerservice@sunnydazedecor.com), or via our contact us page at <https://tiny.cc/SunnydazeContact>




# MERANTI WOOD SQUARE TABLE STR-497

Read all assembly and care instructions carefully before using this product. Save this manual for future reference.  
**Assemble components on a soft, clean surface to avoid scratching or damaging the finish.**



 Inspect packaging to ensure all parts are accounted for before disposing of packing materials.

No.	PARTS	QTY.
A	 Table Top	1
B	 Table Leg	4

No.	HARDWARE	QTY.
1	 JCBC M6 x 60mm Bolt	8
2	 Washer	8
3	 Hex Key	1

**NOTE:** Save the hex key to use in the event hardware becomes loose and needs to be tightened.

**⚠ WARNING ⚠**  
**CHOKING HAZARD** — This item contains small parts that can be swallowed by children. Keep children away during assembly.

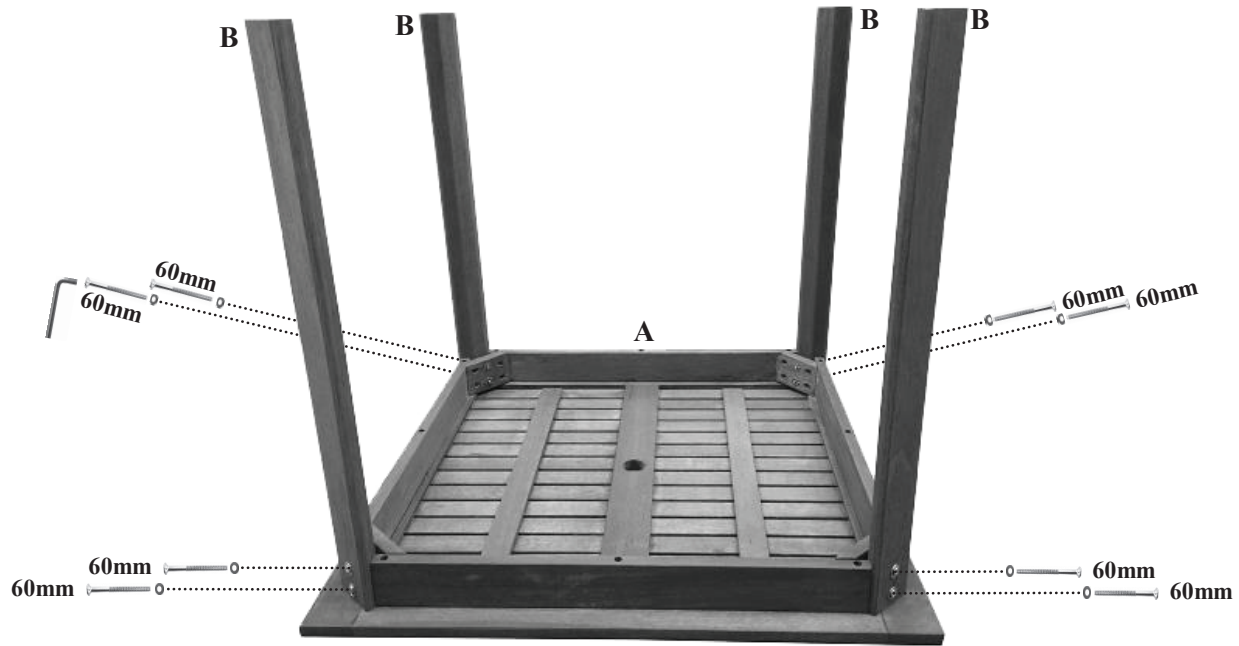
## ⚠ HELPFUL HINT

Do not fully tighten hardware until all components are assembled. If hardware is tightened too soon, mounting holes may not align, and parts may not easily fit together.

# ASSEMBLY

*Read carefully and understand assembly before beginning.*

***Do not fully tighten hardware until all components have been loosely assembled.***



- Place Table Top (A) upside-down on a soft, clean surface.
- Place a washer over each JCBC M6 x 60mm Bolt.
- Secure each Table Leg (B) to Table Top (A) by hand-tightening the bolts.
- Tighten all hardware using Hex Key (3). Do not over-tighten, as doing so may damage the wood.

## General Use & Care

**SAFE USE:** For residential use only. Only use on a flat, level surface. Do not sit or stand on the table.

**MOVING:** Always lift furniture when moving it around, never drag it.

**INSPECT:** Periodically check bolts and tighten as necessary.

**EXPOSURE:** Over time, sunlight and weather elements may degrade and change the color of natural wood. Avoid leaving wooden furniture in the rain or high-humidity climates as wood expands and contracts with moisture and humidity changes. If this item is not used for extended periods, cover it with a breathable cover or store it indoors.

**WINTER CARE & STORAGE:** Protect this item from inclement weather, especially ice and snow. Move it to an indoor location that is cool and dry. Covering while in storage is recommended to help prevent dust build-up.

**CLEANING:** Identify the direction of the woodgrain and wipe dust and debris using a soft, dry cloth. Surface mildew can be washed away using a very mild solution of soap and water and a soft cloth; after drying, oil treatment is recommended.

**MAINTENANCE:** Left untreated, the wood will turn a silvery gray color. To maintain the appearance, apply a suitable penetrating Wood, Teak or Linseed Oil (not included) twice a year. Bring furniture indoors and allow it to dry for at least 12 days before applying oil. Only apply oil to wooden surfaces. Use a soft cloth or soft brush and carefully apply oil as directed by the wood oil manufacturer.

**WARNING:** THE ONE-YEAR WARRANTY DOES NOT COVER DAMAGES OR DEFECTS CAUSED BY THE APPLICATION OF CHEMICAL TREATMENTS OR PROTECTIVE COATINGS.

**Any modification to the product or failure to follow recommended care will void the product warranty.**

### **WARNING:**

Manufacturer and seller expressly disclaim any and all liability from personal injury, property damage or loss, whether direct or indirect, or incidental, resulting from the incorrect attachment, improper use, inadequate maintenance, or neglect of this product.