


# INSTRUCTION MANUAL



Outdoor Stacking Dining Side Chair

V1.0

## ! CARE & MAINTENANCE

- Clean the dust with lukewarm water, mild detergent & soft cloth.
- Do not use or store this item in the proximity of open flame or flammable/ combustible chemicals.
- Please do not exceed the weight limitations of this item.
- Do not stand on or use any part of this item as a step ladder.

## TOOLS REQUIRED



260 LBS  
CAPACITY




FULL  
ASSEMBLY

## PARTS

**A**

**BODY**



1 PC

**B**

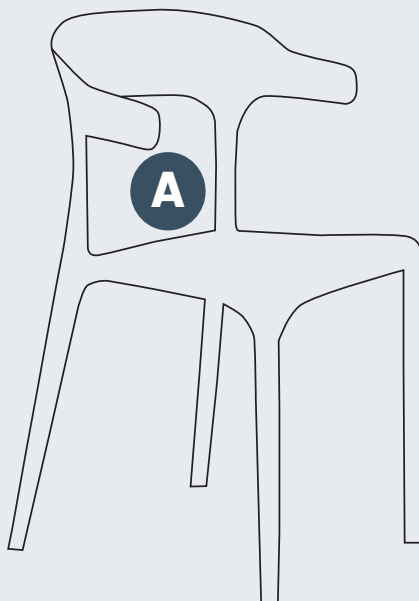
**FOOT NAILS**



4 PCS

## PRODUCT ASSEMBLY – OVERALL VIEW

Look at the overall view of this chair and learn the exact position of each part to be assembled.



4pcs foot nails are preinstalled on the feet

---

## CLEANING TIPS

**REGULAR CLEAN:** Use a mixture of warm water and mild soap. Gently scrub the surface with a soft bristle brush to remove any dirt or stains.

**QUICK CLEAN:** You can simply wipe down the furniture with a damp cloth.

Regular cleaning not only preserves the aesthetic appeal of your furniture, but also helps extend its lifespan.