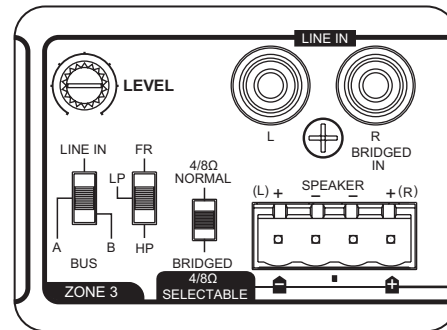


model # AMP 100/6  
model # AMP 50/12  
multi-zone amplifiers

# ELURA

## Low Impedance Design.

Each Elura amplifier channel is stable down to 4 ohms. This design allows for a pair of 8-ohm speakers to be connected to each channel. This feature is ideal for larger areas requiring more coverage.



## Specifications.

### AMP 100/6

**Output Power @4Ω:** 100 Watts/Ch

**Output Power Zone 3 Only Bridged @8Ω:**

200 Watts/Ch

**Output Power (Zone 3 Only) Bridged @4Ω:**

170 Watts

### AMP 50/12

**Output Power @4Ω:** 50 Watts/Ch

**THD+N:** @4Ω=0.9% / @8Ω=1.0%

**Input Sensitivity:** 600mV

**Frequency Response:** 10Hz - 20kHz

**High Pass Filter:** 85Hz - 20kHz /-3dB

**Low Pass Filter:** 10Hz - 150Hz / -3dB

**Signal to Noise Ratio:** -75dB

**Auto Turn ON:** 5mV

**Turn OFF Delay:** 8min

**Supply Voltage:** AC230V / 50Hz  
AC110V / 60Hz

## Warranty.

All Elura products come with a 2 year limited liability warranty. This warranty includes parts and labor repairs on all components found to be defective in material or workmanship under normal conditions of use. This warranty shall not apply to products which have been abused, modified or disassembled.

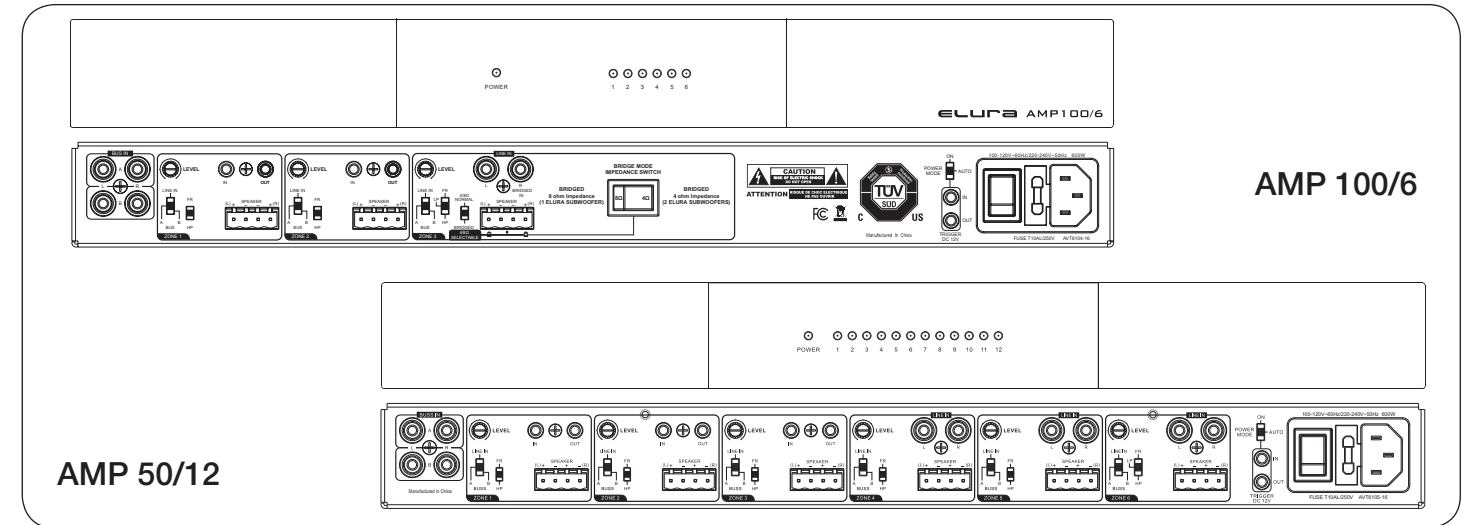
A product that fails under conditions other than those covered will be repaired at the current price of parts and labor in effect at the time of repair. Such repairs are warranted for 90 days from the day of reshipment to the BUYER. If the unit is delivered by mail, customers agree to insure the unit or assume the risk of loss or damage in transit. Under no circumstances will a unit be accepted without a return authorization number. The warranty is in lieu of all other warranties expressed or implied, including without limitations, any other implied warranty or fitness or merchantability for any particular purpose, all of which are expressly disclaimed. Proof of sale may be required in order to claim warranty.

MSTR

[www.elura.audio](http://www.elura.audio)

# ELURA

model # AMP 100/6  
model # AMP 50/12  
multi-zone amplifiers



## Overview.

Thank you for purchasing Elura Amplifier products. Elura is a high performance custom installed product engineered for movie and music enthusiasts. Each Elura product is manufactured to the highest quality standard using state of the art components and built for years of enjoyment.

## Features.

- Multi-channel / multi-zone
- Digital high power amplification
- Low impedance
- Bridgeable (100/6 Zone 3 only)
- Low Noise
- Small chassis
- Less Heat
- Efficient design
- Rack mountable
- Automation circuit

## Contents.

- Amplifier
- Rack mounting hardware
- Power cord
- 1/8" stereo to RCA cable
- Manual



## Warning.

To reduce the risk of electric shock, do not expose this product to rain or moisture. This product should not be exposed to dripping or splashing and avoid placing near any object filled with water, such as a vase or an aquarium.

## Important Symbols.

The lighting flash arrowhead triangular symbol is to alert the user to the presence of uninsulated 'dangerous voltage' within the product sufficient enough to constitute a risk of electric shock.

The arrowhead symbol with an exclamation point is to alert the user to the presence of an important operational or maintenance instruction.

## Safety Instructions.

1. Read the instructions.
2. Keep the instructions.
3. Heed all warnings.
4. Follow the instructions.
5. Do not use near water.
6. Clean with a dry cloth.
7. Do not block ventilation slots.
8. Install in accordance to the instructions.
9. Do not install near a heat source or combustible source.
10. Do not defeat the polarized or grounding plug.
11. Protect the power cord from being crimped, cut or pinched.
12. Only attached accessories specified within the instructions.
13. Use only on lower shelves with a stand, cart or rack product capable of holding the weight to avoid injury from furniture tipping over.

# ELURA

model # AMP 100/6  
model # AMP 50/12  
multi-zone amplifiers

## Placement / Installation.

Rack-mount ears and hardware are included with every Elura amplifier. This allows for table-top or 2U AV rack-mount installation.

## Connections.

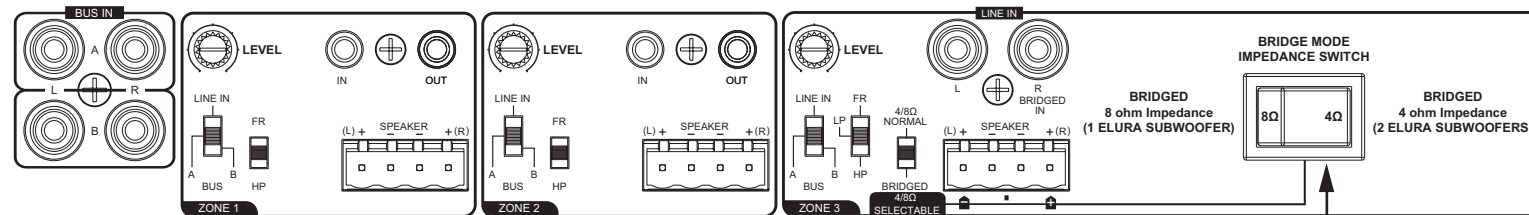
All RCA audio connections on the amplifiers are gold-plated, for superior, non-corrosive, and long-lasting performance. The removable speaker connectors offer easier wiring, faster installation, and troubleshooting. Speaker wire up to 14 AWG work best with these type of connectors. A detachable fused EIC grounded power cable defeats, noise, simplifies troubleshooting and adds protection needed.

Some stereo zones use 1/8" stereo jacks instead of RCA connections. The smaller space taken up by the stereo connection offers an in and out preamplifier connection for adding additional amplifiers, speakers or subwoofers in each zone.

## Input Options.

The amplifiers offer a bus input with a loop output as well as channel-specific inputs. Installers have the option to expand the zone amplifier beyond only two channels, taking one stereo input signal and distributing it to up to a max of 6 or 12 stereo zones of audio pending the model. They also have the option of using each amplifier channel independently for multi-zone / multi-source or home theater applications.

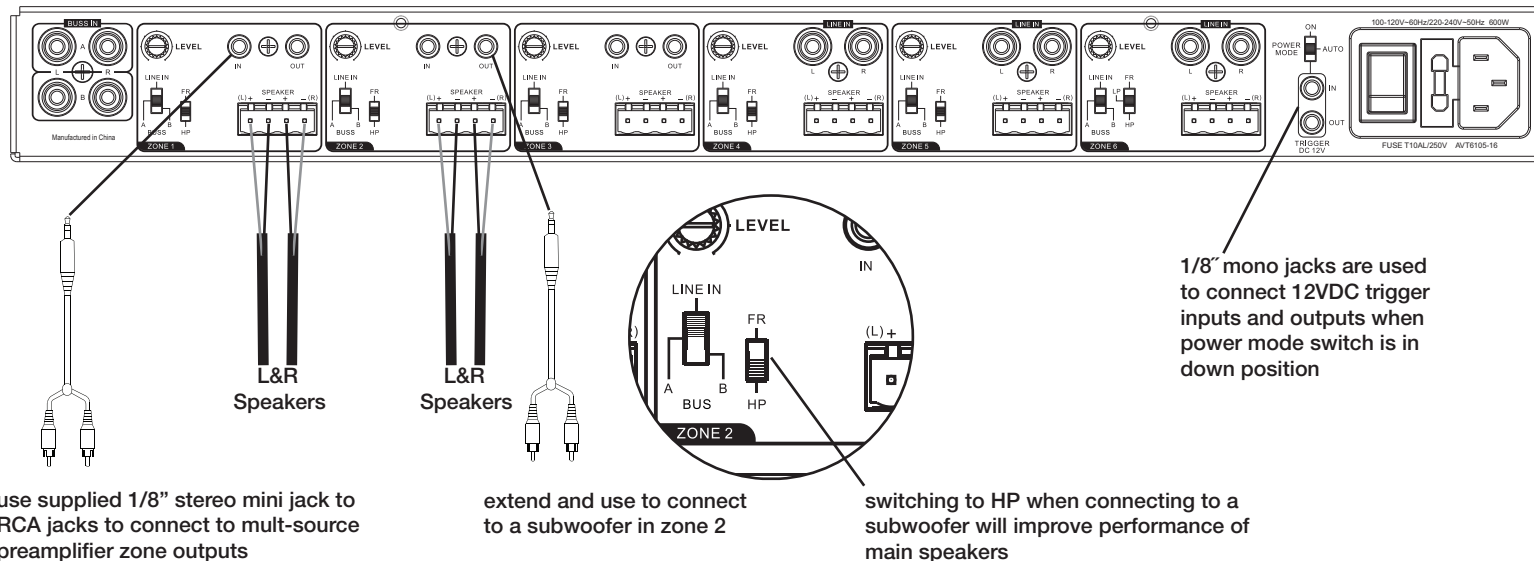
### AMP 100/6 Rear Panel Audio Connections



#### When Bridging Zone 3 Only

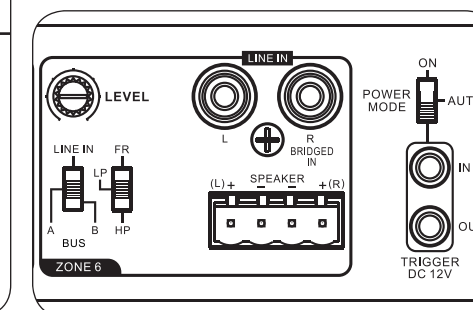
- 1) Set the 4/8Ω Nominal Switch to 4/8Ω Selectable
- 2) Set the Zone 3 Multi Sub Switch to either 8 ohm or 4 ohm.  
If you are using 1 Elura architectural sub, choose 8 ohm;  
if you are using 2 subs, choose 4 ohm.

### AMP 50/12 Rear Panel



## Automation.

Elura amplifiers have an in/out 12VDC trigger. The flexibility to turn on the entire amplifier or trigger other devices via an audio signal offers additional control and automation options. Easily configure the amplifiers to activate with a global 12v trigger or in Auto mode using a sensitive audio sensing circuit.



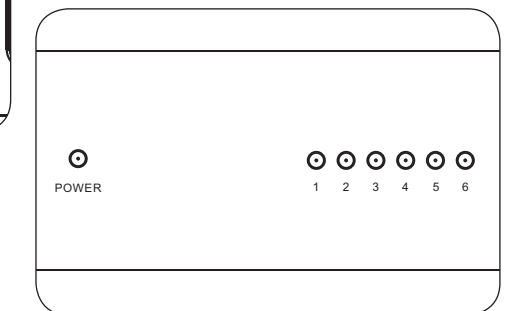
## Controls.

Each stereo zone of the amplifiers can be adjusted allowing fine tuning for the zone application. Each zone offers an EQ switch. The EQ switch changes the output to the speaker. FR = Full Range, HP = High Pass and LP = Low Pass. LP is only available on the 100/6 Zone 3 and 50/12 Zone 6 if RCA connections are used on that zone. Each amplifier zone with 1/8" stereo jacks in and out has FR and HP. Plan your connections by using the amplifier zone that best fits the room requirement.

Example: If you plan on connecting a Multisource preamplifier signal, speakers and a powered subwoofer, use a zone with 1/8" stereo jacks. Use the 1/8" stereo out to connect the subwoofer and select HP to send only mid and high frequencies to your speakers.

## Audio Modes (100/6 only).

The Elura 100/6 amplifier is organized into stereo pairs and Zone 3 has the option of being bridged into 1 higher wattage mono channel. Being able to bridge channels allows an installer to use more power in larger rooms or in outdoor spaces to provide the optimum sound levels and/or coverage. The 100/6 Zone 3 **ONLY** can be connected to an 8 ohm or a 4 ohm Load, **BUT** if a 4 ohm speaker is connected, the Zone 3 multi sub switch **MUST** be set to Bridged 4 ohm.



## Front Panel LEDs.

The Elura amplifiers have LEDs on the front panel to indicate the amplifier's power state and channel status. The Power LED indicates the amplifier is ON. There is a LED indicating the channel state. The LEDs can be used to identify and trouble shoot channels that are not working. If a channel is in fault mode, power down the amp, identify and fix the issue. When complete power up the amp to recheck it has been resolved.

Power ON = Blue  
Power OFF = Red  
Channel Normal = Blue  
Channel Fault = Red

Channel fault conditions are shortcircuit, thermal, or overload failures.