



Item No:TD-12719A

Fantasy Fields - Swan Lake Step Stool

WARNING

Small parts and sharp points may be present prior to assembly.

CARE INSTRUCTIONS

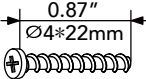
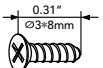
To clean your product, use mild soap and water on a damp cloth. Do not use window cleaners or cleaning abrasives as they will scratch the surface and could damage the protective coating.

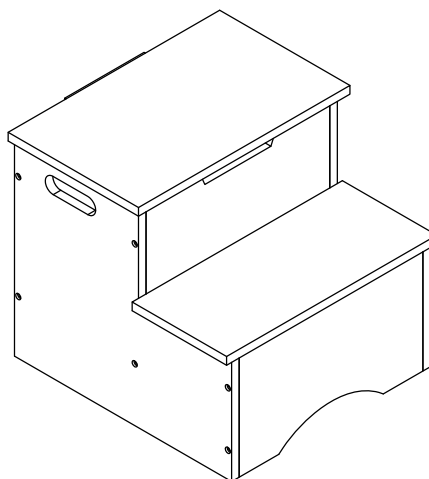
CUSTOMER SERVICE

For questions regarding this product, or to receive replacement or missing parts, please contact customer service based on your location. Please have ready the model number and part number(s) located in this assembly instruction sheet when you contact us.

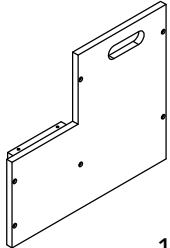
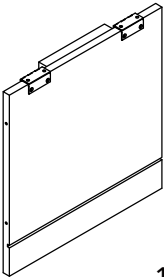
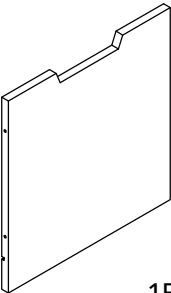
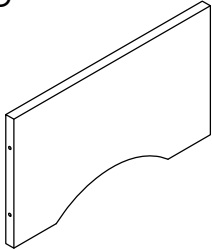
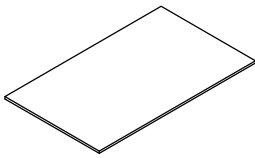
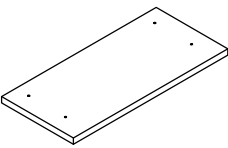
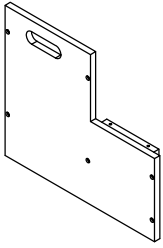
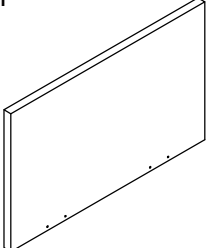
Made in China

HARDWARE

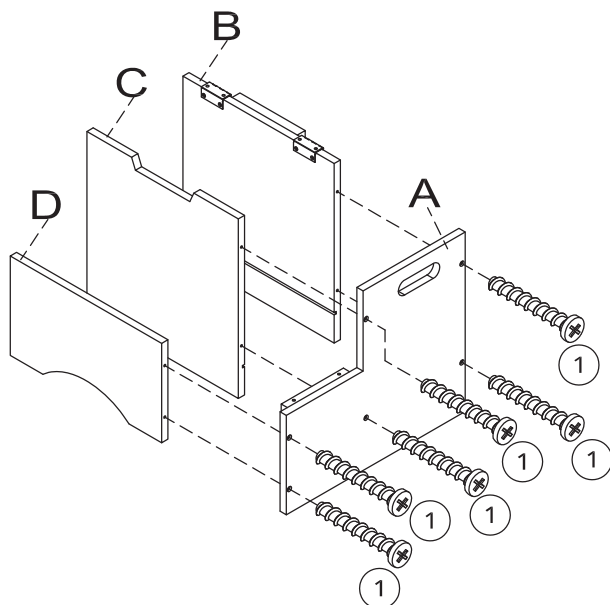
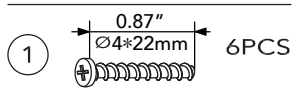
- ①  16 PCS
- ②  4 PCS



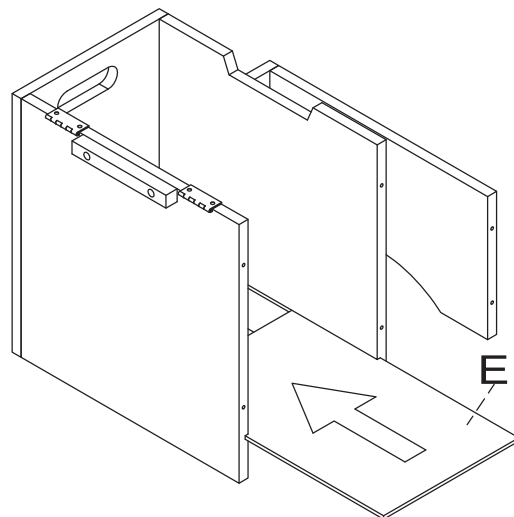
PRODUCT PARTS

<p>A</p>  <p>1PC</p>	<p>B</p>  <p>1PC</p>	<p>C</p>  <p>1PC</p>	<p>D</p>  <p>1PC</p>
<p>E</p>  <p>1PC</p>	<p>F</p>  <p>1PC</p>	<p>G</p>  <p>1PC</p>	<p>H</p>  <p>1PC</p>

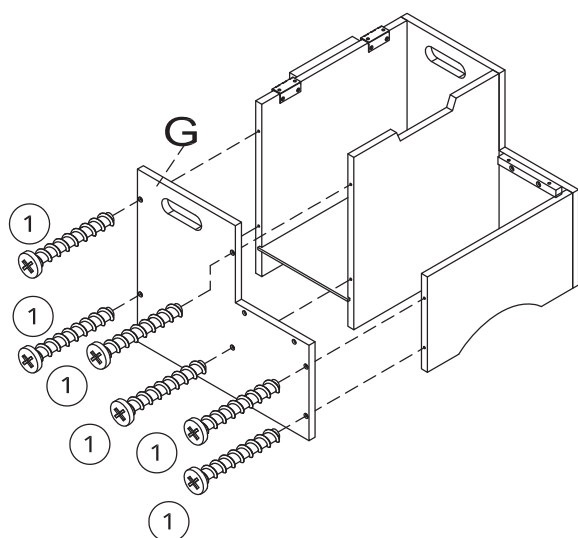
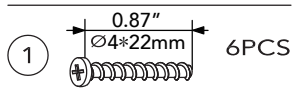
STEP 1



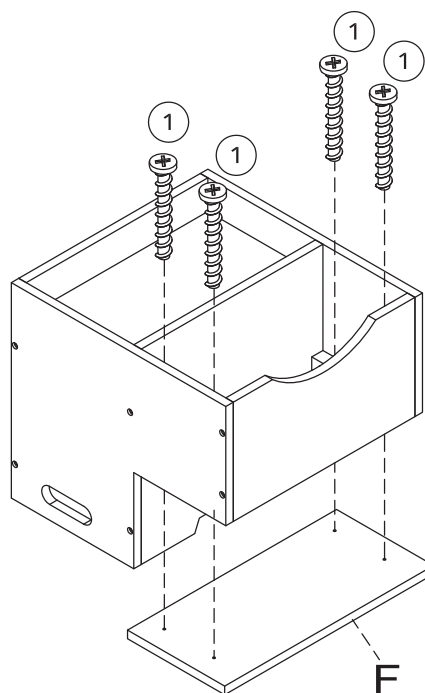
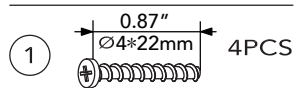
STEP 2



STEP 3

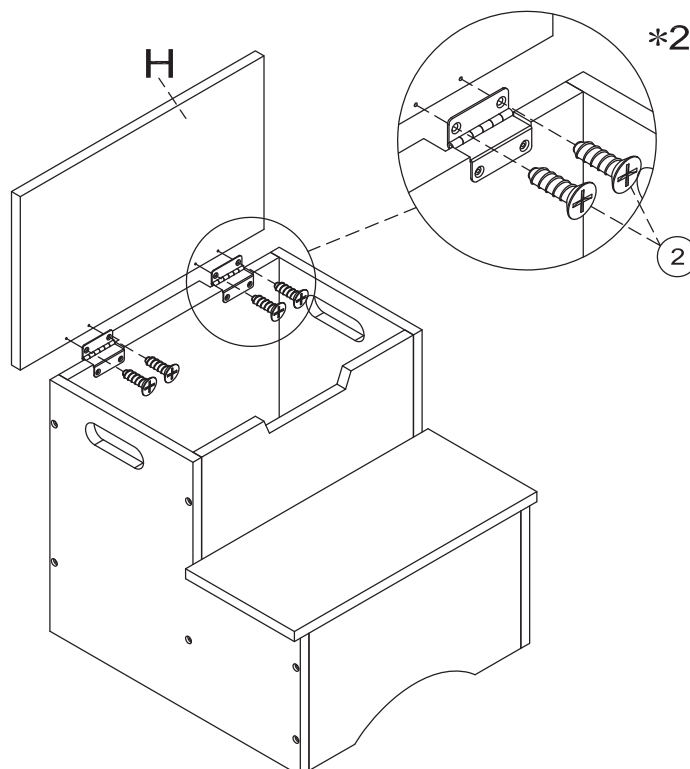


STEP 4



STEP 5

②  4PCS
Ø3*8mm



STEP 6

