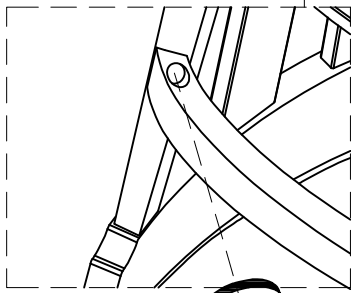
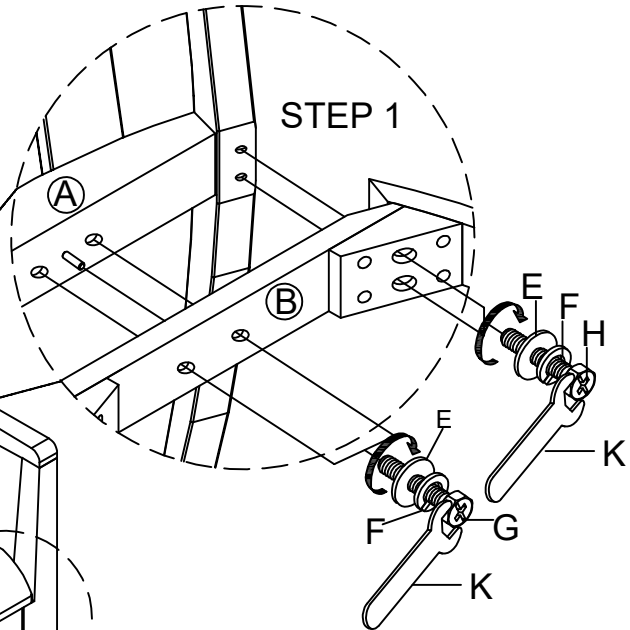
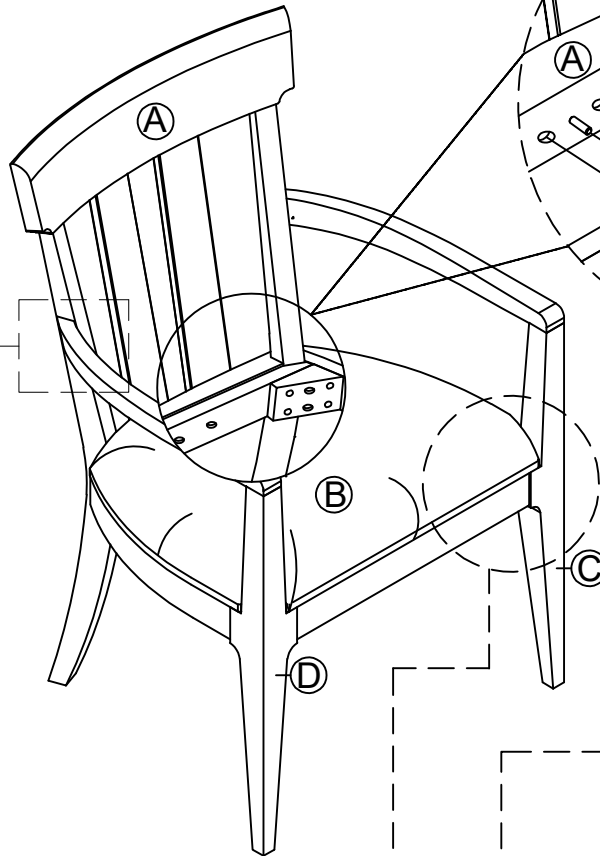

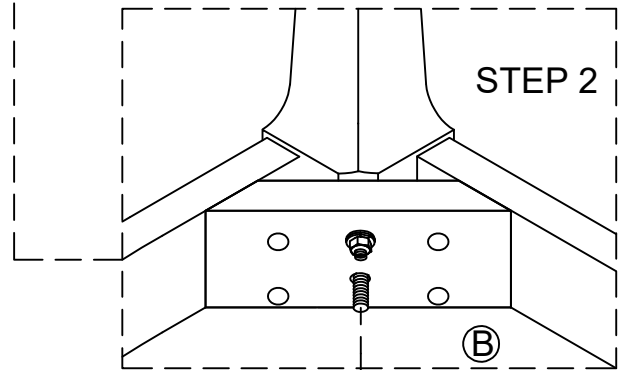
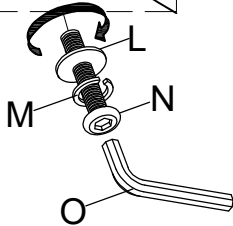


Thank you for purchasing this quality product from A.R.T. Furniture. Be sure to check all packing material for parts which may have come loose inside the carton during shipment. Identify and count all parts and compare with the parts list below.

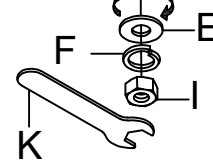
**Note:** Some furniture is heavy, it is recommended that two people assembly this item to avoid injury or damage.
















STEP 3



STEP 2



| No. | Hardware List   |  | Qt. |
|-----|---|--|-----|
| E   |  | $\frac{5}{16}$ " X 19mm Flat Washer      | 10  |
| F   |  | $\frac{5}{16}$ " Lock Washer             | 10  |
| G   |  | $\frac{5}{16}$ " X $1\frac{3}{4}$ " Bolt | 2   |
| H   |  | $\frac{5}{16}$ " X 3" Bolt               | 4   |
| I   |  | $\frac{5}{16}$ " Nut                     | 4   |
| K   |  | $\frac{5}{16}$ " Wrench                  | 1   |
| L   |  | $\frac{1}{4}$ " X 12mm Flat Washer       | 2   |
| M   |  | $\frac{1}{4}$ " Lock Washer              | 2   |
| N   |  | $\frac{1}{4}$ " X $1\frac{1}{4}$ " Bolt  | 2   |
| O   |  | 4mm Allen Wrench                         | 1   |

| Parts List |  |                 |   |
|------------|--|-----------------|---|
| A          |  | Chair Back      | 1 |
| B          |  | Cushion Seat    | 1 |
| C          |  | Front Leg Left  | 1 |
| D          |  | Front Leg Right | 1 |