

Avant Garde

21W CONIX® II LED

T263L G3

Project: \_\_\_\_\_

Fixture Type: \_\_\_\_\_

Location: \_\_\_\_\_

Contact/Phone: \_\_\_\_\_



## PRODUCT DESCRIPTION

The sleek sculpted aesthetic of the Conix II LED fixtures is unparalleled in the industry. Their elegance is carried through the entire design for a fresh, contemporary appeal. The 21W Conix II LED fixtures have integral reflectors which enable uniform spot, flood or narrow flood distributions to be achieved. These lampholders have an integral, bayonet-mounted accessory holder that accommodates up to two accessories if desired in place of the clear glass lens provided. The 21W Conix II LED can deliver up to 2000 lumens, utilizing less than 1/3 of the energy of halogen equivalents and having a rated life of 50,000 hours. Available in 2700K, 3000K, 3500K and 4000K color temperatures, the white-light 21W Conix II LED is compatible with all Juno line voltage trac and standard adapter accessories.



## PRODUCT SPECIFICATIONS

**Construction** All-metal housing and custom designed concealed heat sink provides outstanding thermal management, yielding 70% average lumen maintenance at 50,000 hours of operation • Passively-cooled design – no moving parts to break or wear-out • Extruded aluminum vertically mounted LED driver housing • Concealed fixture wiring for a clean aesthetic • Fashionable, elegant design complements any decor • Available in white, black and silver painted finishes.

**LED** High performance LED array provides outstanding reliability, performance and color quality/consistency • 2700K, 3000K, 3500K or 4000K white phosphor high performance LEDs • Chromaticity range within a 3-step MacAdam Ellipse • 80 CRI minimum on standard product • Optional high CRI versions offer 90 CRI or 97 CRI minimum.

**Driver** Assembled in a side-mount vertical housing to minimize overall fixture footprint • Insulating air gap between driver and LED light engine optimizes thermal operation • Provides quiet operation with or without dimming • 120V fixtures are dimmable using high quality reverse phase ELV dimmers approved by Juno – see [T263LG3-DIM](#) • Solid state electronic, Class 2 compliant • Integral overcurrent and short circuit protection • Class B FCC Part 15 rated.

**Reflector** Precision designed custom reflector provides either spot, narrow flood or flood beam distributions • Faceted/dimpled reflector ensures a properly color-mixed beam • Accessory reflectors available to convert from one beam distribution to another in the field.

**Juno Universal Trac Adapter** Universally compatible with both Trac-Master 1-circuit or 2-circuit trac, Trac-Lites trac, monopoints and special mountings • Also UL Recognized for use on ConTech® LT Series track • Copper alloy contacts provide precise spring action – no arcing and will not take a set • True, positive electrical ground • On /off switch included • Patented embossed polarity arrows on bottom of adapter • Spring-loaded positive latch with embossed polarity arrows secures trac light to trac • Two-position power contact provided for two-circuit application.

**Alternate TEK/HTEK Trac Adapter** Compatible with either Juno TEK or HTEK trac systems • System specific and assembled to trac fixture • Integrally polarized construction to prevent reverse installation – only allows insertion in proper orientation • Rotary circuit selector enables simple switching between circuits • Integral on/off switch enables individual fixtures to be switched for servicing.

**Alternate GTYPE Trac Adapter** Compatible with track systems based on GES type track, including Lithonia LT Commercial Track (not LTS type) • System specific and assembled to trac fixture • Consult factory for additional information.

**Alternate HTYPE Trac Adapter** Compatible with track systems which use a H-type track adapter, including Lithonia LTS Decorative Track (not LT type) • System specific and assembled to trac fixture • Two-position power contact provided for two-circuit application • Consult factory for additional information.

**Alternate LTYPE Trac Adapter** Compatible with track systems which use a L-type track adapter • System specific and assembled to trac fixture • Two-position power contact provided for two-circuit application • Consult factory for additional information.

**Accessory Holder** Integral to fixture design • Die cast aluminum construction • Precision bayonet mounting • Accommodates up to two accessories if desired.

**Aiming** 360° horizontal coverage • Greater than 90° vertical aiming capability.

**Labels** UL and cUL Listed • ENERGY STAR® certified • 90CRI and 97CRI versions can be used to comply with California Title 24, Part 6 high efficacy LED light source requirements • Union made • Assembled in U.S.A. • DesignLights Consortium® qualified where noted in Performance Data.

**Buy American Act** This product is assembled in the USA and meets the Buy America(n) government procurement requirements under FAR, DFARS and DOT regulations. Please refer to [www.acuitybrands.com/buy-american](http://www.acuitybrands.com/buy-american) for additional information.

**Warranty** 5-year limited warranty. This is the only warranty provided and no other statements in this specification sheet create any warranty of any kind. All other express and implied warranties are disclaimed. Complete warranty terms located at: [www.acuitybrands.com/support/warranty/terms-and-conditions](http://www.acuitybrands.com/support/warranty/terms-and-conditions)

**Note:** Actual performance may differ as a result of end-user environment and application. All values are design or typical values, measured under laboratory conditions at 25 °C. Specifications subject to change without notice.

ConTech is a registered trademark of ConTech Lighting.



One Lithonia Way • Conyers, GA 30012 • Phone 1-800-705-SERV (7378) • Visit us at [www.acuitybrands.com](http://www.acuitybrands.com)  
Printed in U.S.A. © 2017-2023 Acuity Brands Lighting, Inc. Rev. 09/19/23

# TRAC-MASTER®

Avant Garde

## 21W CONIX® II LED

### T263L G3

#### ORDERING INFORMATION

Ordering Examples: T263L G3 30K 80CRI PDIM SP WH, T263L TEK G3 30K 80CRI PDIM SP BL

Series	Mounting Adapter Type	Generation	Color Temperature	Color Rendering Index	Dimming Compatibility	Distribution	Finish
T263L 21W Conix II LED	(Blank) Universal 120V Trac Adapter	G3 Generation 3	27K 2700K	80CRI 80 CRI	OFF <sup>1</sup> On/Off (Non-Dimming) PDIM Phase Dimmable	SP Spot NFL Narrow Flood FL Flood	BL Black SL Silver WH White
	HTEK <sup>1</sup> HTEK 277V Trac Adapter		30K 3000K	90CRI 90 CRI			
	TEK TEK 120V Trac Adapter		35K 3500K	97CRI <sup>3</sup> 97 CRI			
	GTYPE G-Type Trac Adapter		40K 4000K				
	HTYPE H-Type Trac Adapter						
	LTYPE L-Type Trac Adapter						

Accessories			
HCLBL 375	Hexcell Louver - Black	DGF 375	Dichroic Glass Filter
CCLBL 375	Cube Cell Louver - Black	UVF 375	UV Filter
SNOOTBL 375	Snoot - Black	DIFF 375	Diffusion Glass Lens
EYEBROWBL 375	EyeBrow - Black	SOLITE 375	Uniformity Lens
TBDR BLCK 375	Barn Doors - Black	PRISM 375	Prismatic Spread Lens
CGF 375	Color Glass Filters	LSPREAD 375	Linear Spread Lens
T4ON <sup>2</sup>	Monopoint Canopy	TR3 SPT	Reflector – Spot
TR3 NFLD	Reflector – Narrow Flood	TR3 FLD	Reflector – Flood

See specification sheet [D1.2.2](#) for details.

Other accessories can be found on specification sheet [D1.2.0](#).

Notes:

- HTEK versions available with OFF option only, and OFF option available with HTEK version only. HTEK mounting not DesignLights Consortium® qualified.
- Add finish code to complete catalog number (Example: T4ON WH).
- 97CRI only available with 27K, 30K and 40K options.

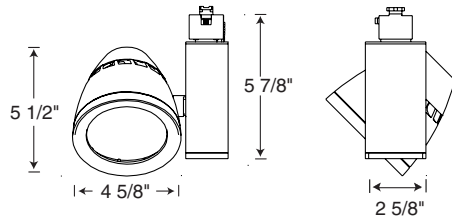
# TRAC-MASTER®

Avant Garde

## 21W CONIX® II LED

### T263L G3

#### DIMENSIONS



#### PERFORMANCE DATA<sup>1,2</sup>

Catalog Number	Input Voltage	Input Watts (Typical)	Lumens	Efficacy (LPW)	Rated Life (Hours)	DLC Listed
T263L G3 27K 80CRI SP	120V	21.5	1953	91	50,000	x
T263L G3 27K 80CRI NFL	120V	21.5	2046	95	50,000	x
T263L G3 27K 80CRI FL	120V	21.5	2076	97	50,000	x
T263L G3 27K 90CRI SP	120V	21.5	1607	75	50,000	
T263L G3 27K 90CRI NFL	120V	21.5	1683	78	50,000	
T263L G3 27K 90CRI FL	120V	21.5	1709	79	50,000	
T263L G3 27K 97CRI SP	120V	21.5	1464	68	50,000	
T263L G3 27K 97CRI NFL	120V	21.5	1534	71	50,000	
T263L G3 27K 97CRI FL	120V	21.5	1557	72	50,000	
T263L G3 30K 80CRI SP	120V	21.5	2034	95	50,000	x
T263L G3 30K 80CRI NFL	120V	21.5	2131	99	50,000	x
T263L G3 30K 80CRI FL	120V	21.5	2163	101	50,000	x
T263L G3 30K 90CRI SP	120V	21.5	1688	79	50,000	
T263L G3 30K 90CRI NFL	120V	21.5	1769	82	50,000	x
T263L G3 30K 90CRI FL	120V	21.5	1795	84	50,000	x
T263L G3 30K 97CRI SP	120V	21.5	1526	71	50,000	
T263L G3 30K 97CRI NFL	120V	21.5	1598	74	50,000	
T263L G3 30K 97CRI FL	120V	21.5	1622	75	50,000	
T263L G3 35K 80CRI SP	120V	21.5	2075	96	50,000	x
T263L G3 35K 80CRI NFL	120V	21.5	2174	101	50,000	x
T263L G3 35K 80CRI FL	120V	21.5	2206	103	50,000	x
T263L G3 35K 90CRI SP	120V	21.5	1709	79	50,000	
T263L G3 35K 90CRI NFL	120V	21.5	1790	83	50,000	x
T263L G3 35K 90CRI FL	120V	21.5	1817	85	50,000	x
T263L G3 40K 80CRI SP	120V	21.5	2095	97	50,000	x
T263L G3 40K 80CRI NFL	120V	21.5	2195	102	50,000	x
T263L G3 40K 80CRI FL	120V	21.5	2228	104	50,000	x
T263L G3 40K 90CRI SP	120V	21.5	1729	80	50,000	
T263L G3 40K 90CRI NFL	120V	21.5	1811	84	50,000	x
T263L G3 40K 90CRI FL	120V	21.5	1839	86	50,000	x
T263L G3 40K 97CRI SP	120V	21.5	1587	74	50,000	
T263L G3 40K 97CRI NFL	120V	21.5	1662	77	50,000	
T263L G3 40K 97CRI FL	120V	21.5	1687	78	50,000	

<sup>1</sup> Performance data, including Rated Life, is based on measurements of an individual fixture operating in a 25°C ambient.

<sup>2</sup> HTEK mounting not DLC qualified.

#### ELECTRICAL DATA

Input Voltage	120V
Input Current (max.)	0.20A
Power Factor	>0.90
T.H.D.	<20%

# TRAC-MASTER®

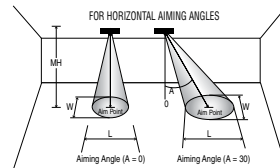
Avant Garde

## 21W CONIX® II LED

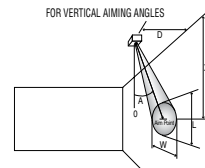
### T263L G3

**CBCP** • Centerbeam candlepower  
**FC** • Footcandles at beam center (aim point)

In vertical aiming applications, aim point (X) is determined by dividing distance from the wall (D) by the tangent of the desired aim angle (A) (0.5774 for 30°, 1.0 for 45°, 1.732 for 60°).



Horizontal Aiming



Vertical Aiming Angles

Lamp	Beam Type	Beam Spread	Rated Life	CBCP	0°				30°			30°				45°				60°					
					MH	FC	L	W	FC	L	W	D	FC	X	L	W	FC	X	L	W	D	FC	X	L	W
Conix II 21W LED 30K, 80CRI Spot	S	13°	50000	22527	12	156	2.8	2.8	102	3.7	3.2	4	176	6.9	3.8	1.8	498	4.0	1.9	1.3	10	146	5.8	3.1	2.7
					14	115	3.2	3.2	75	4.3	3.7	6	78	10.4	5.7	2.8	221	6.0	2.8	1.9	12	102	6.9	3.7	3.2
					16	88	3.7	3.7	57	4.9	4.2	8	44	13.9	7.7	3.7	124	8.0	3.7	2.6	14	75	8.1	4.3	3.7
					18	70	4.1	4.1	45	5.5	4.8	10	28	17.3	9.6	4.6	80	10.0	4.7	3.2	16	57	9.2	4.9	4.2
					20	56	4.6	4.6	37	6.2	5.3	12	20	20.8	11.5	5.5	55	12.0	5.6	3.9	18	45	10.4	5.5	4.8
Conix II 21W LED 30K, 80CRI Narrow Flood	N	24°	50000	10388	8	162	3.3	3.3	105	4.5	3.9	3	144	5.2	5.8	2.5	408	3.0	2.6	1.8	6	187	3.5	3.4	2.9
					10	104	4.2	4.2	67	5.7	4.8	4	81	6.9	7.7	3.3	230	4.0	3.5	2.4	8	105	4.6	4.5	3.9
					12	72	5.0	5.0	47	6.8	5.8	5	52	8.7	9.6	4.2	147	5.0	4.4	3.0	10	67	5.8	5.7	4.8
					14	53	5.8	5.8	34	7.9	6.8	6	36	10.4	11.5	5.0	102	6.0	5.2	3.5	12	47	6.9	6.8	5.8
					16	41	6.7	6.7	26	9.0	7.7	7	27	12.1	13.5	5.8	75	7.0	6.1	4.1	14	34	8.1	7.9	6.8
Conix II 21W LED 30K, 80CRI Flood	F	35°	50000	5491	5	220	3.2	3.2	143	4.4	3.7	2	172	3.5	7.4	2.6	485	2.0	2.8	1.8	5	143	2.9	4.4	3.7
					6	153	3.8	3.8	99	5.3	4.4	3	76	5.2	11.0	3.8	216	3.0	4.3	2.7	6	99	3.5	5.3	4.4
					7	112	4.5	4.5	73	6.2	5.2	4	43	6.9	14.7	5.1	121	4.0	5.7	3.6	7	73	4.0	6.2	5.2
					8	86	5.1	5.1	56	7.0	5.9	5	27	8.7	18.4	6.4	78	5.0	7.1	4.5	8	56	4.6	7.0	5.9
					9	68	5.7	5.7	44	7.9	6.6	6	19	10.4	22.1	7.7	54	6.0	8.5	5.4	9	44	5.2	7.9	6.6

For 27K 80CRI fixtures, use 0.96 multiplier; for 27K 90CRI fixtures, use 0.79 multiplier; for 27K 97CRI fixtures, use 0.72 multiplier; for 30K 90CRI fixtures, use 0.83 multiplier; for 30K 97CRI fixtures, use 0.75 multiplier; for 35K 80CRI fixtures, use 1.02 multiplier; for 35K 90CRI fixtures, use 0.84 multiplier; for 40K 80CRI fixtures, use 1.03 multiplier; for 40K 90CRI fixtures, use 0.85 multiplier; for 40K 97CRI fixtures, use 0.78 multiplier.