



**DoorBird**  
Technology meets Design.



**D2101V**

**IP VIDEO DOOR STATION**

Brushed Stainless Steel • 1 Call button

Designed,  
developed and  
made in Germany

## GENERAL

Front panel	Brushed stainless steel, 3 mm (0.12 in)
Mounting housing (backbox)	Stainless steel
Mounting type	Flush-mounted, surface-mounting housing sold separately
Call button	Plastic. Engraveable metal cover plate sold separately, see <a href="http://www.doorbird.com/buy">www.doorbird.com/buy</a>
Nameplate	Illuminated
Power supply	15 V DC or Power over Ethernet (PoE 802.3af Mode-A)
Weight	1577 g
Connectors	<ul style="list-style-type: none"> <li>• RJ45, for LAN/PoE</li> <li>• Bi-stable latching relay #1, max. 1-24 V DC/V AC, 1 Ampere, e.g. for electric door opener</li> <li>• Bi-stable latching relay #2, max. 1-24 V DC/V AC, 1 Ampere, e.g. for electric door opener</li> <li>• Switch relay, max. 1-24 V DC / V AC, 1 ampere, e.g. for conventional door chime</li> <li>• External input (potential-free), for external door opener button</li> <li>• 15 V DC input (+, -)</li> </ul>
Weather-proof	Yes, IP65
Approvals	CE, IC, FCC, RoHS, IP65
Dimensions	253 x 131 x 48.75 mm (H x W x D) 9.96 x 5.16 x 1.92 in (H x W x D)
Operating conditions	-25 to +55°C / -13 to 131°F Humidity 10 to 85 % RH (non condensing)
Scope of delivery	<ul style="list-style-type: none"> <li>1 x Main Electrical Unit</li> <li>1 x Front panel</li> <li>1 x Mounting housing (backbox)</li> <li>1 x Power supply unit (mains adaptor) with four country-specific adaptors (110 - 240 V AC to 15 V DC)</li> <li>1 x RFID key fob</li> <li>1 x RFID card</li> <li>1 x Small parts</li> <li>1 x Installation manual</li> </ul>
EAN	4260423860414
Warranty	see <a href="http://www.doorbird.com/warranty">www.doorbird.com/warranty</a>

## CURRENT SYSTEM REQUIREMENTS

System requirements	<p>Mobile device: Newest iOS on iPhone/iPad, newest Android on Smartphone/Tablet</p> <p>Internet: High-Speed Landline Broadband Internet connection, DSL, cable or fiber optic, no socks or proxy server</p> <p>Network: Ethernet Network, with DHCP</p>
Recommended installation height	Camera lens should be at a min. height of 125 cm (49 in)

## VIDEO

Camera	HDTV 720p, dynamic (VGA - HDTV)
Lens	High-end ultra wide-angle hemispheric lens 180° horizontal, 90° vertical, straightened, IR-capable
Night-vision	Yes, light sensor, automatic IR-cut filter, 12 IR-LEDs (850 nm)

## AUDIO

Audio components	Speaker and microphone, echo and noise cancellation (AEC, ANR)
Audio streaming	Two-way, full duplex

## NETWORK

Ethernet	RJ45 jack, PoE 802.3af Mode-A
----------	-------------------------------

## MOTION SENSOR

Type	Active
Detection angle	110°
Range	1 - 10 m (3.3 - 32.9 ft), depends on environment, configurable in 1 m (3.3 ft) steps.
Technology	4D. Based on multiple integrated sensors and algorithms, e.g. Radio Frequency Energy (RFE)
Configuration	<p>Via App, e.g.</p> <ul style="list-style-type: none"> <li>• Range (1.10 m / 3.3 - 32.9 ft)</li> <li>• Movement direction (coming, leaving, both)</li> <li>• Individual events (e.g. switch a relay, push notification, SIP call [audio/video], HTTP(s) notification)</li> <li>• Individual schedules</li> </ul>

## RFID

Type	Active Reader Passive Tag (ARPT) system
Standard	ISO/IEC 18000-2:2009 Part 2
Frequency	125 KHz
Range	0 - 3 cm, depends on environment
Antenna	Internal
Compatible Transponder	Sold separately, see <a href="http://www.doorbird.com/buy">www.doorbird.com/buy</a>
Configuration	<p>Via app, e.g.</p> <ul style="list-style-type: none"> <li>• Tag (add, delete)</li> <li>• Individual events (e.g. switch a relay, push notification, SIP call [audio/video], HTTP(s) notification)</li> <li>• Individual schedules</li> </ul>

## INTEGRATED WIRELESS MODULES

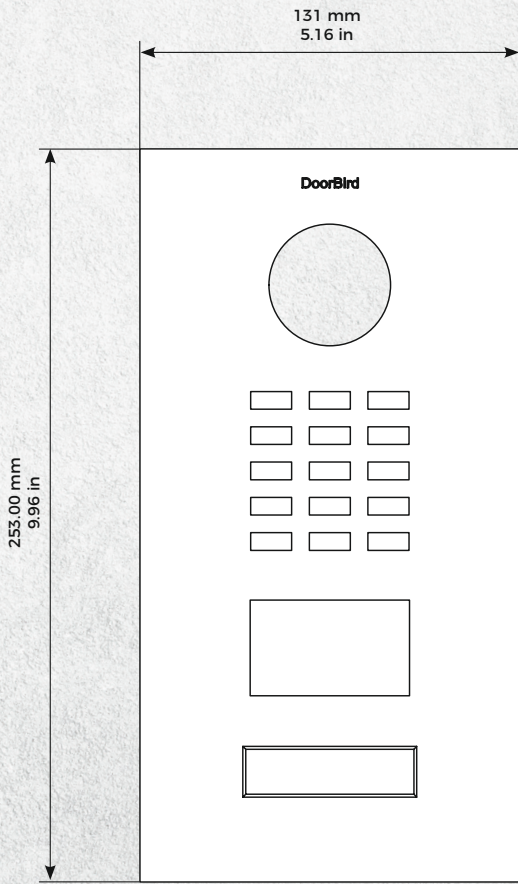
RFID	125 KHz
Sensor	24 GHz, can be disabled

## OPTIONAL ACCESSORIES

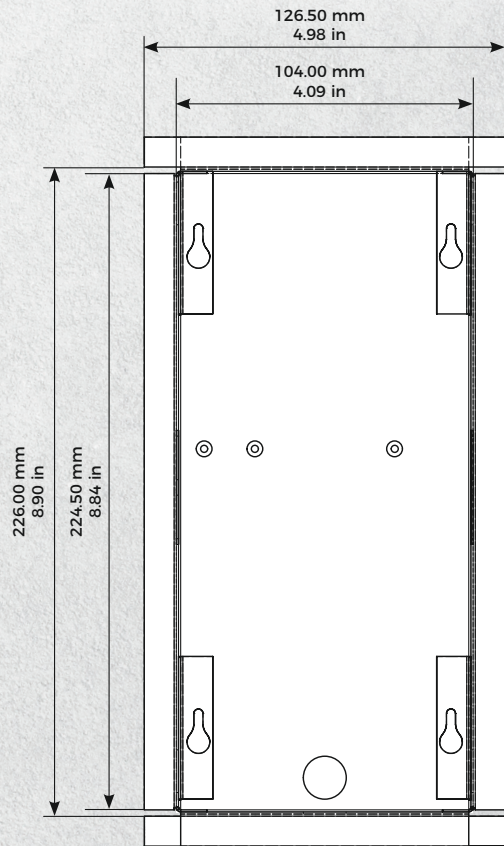
Sold separately	see <a href="http://www.doorbird.com/buy">www.doorbird.com/buy</a>
-----------------	--

Special remarks:  
Assembly requires professional skills or a technician.

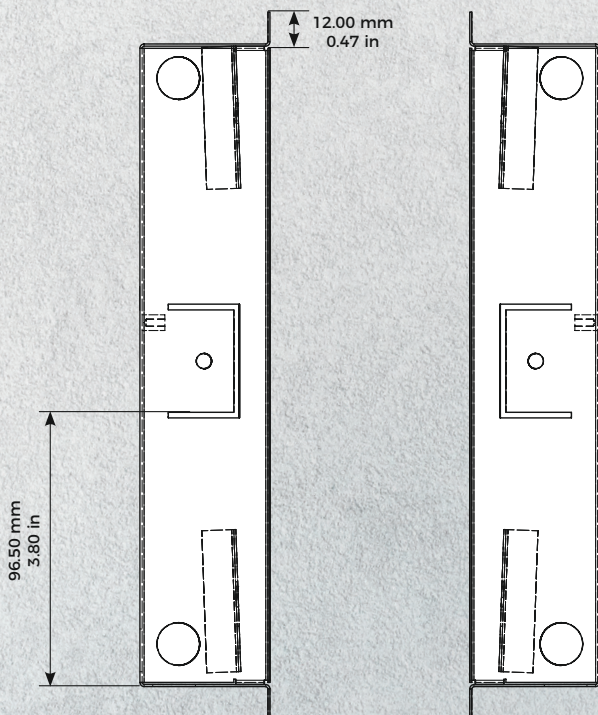
Front panel material thickness: 3.0 mm (0.12 in)



Front panel

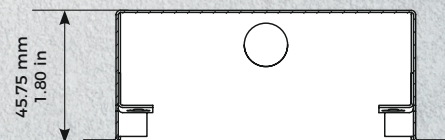


Mounting housing



Mounting housing

Mounting housing



Mounting housing