



ASSEMBLY INSTRUCTION

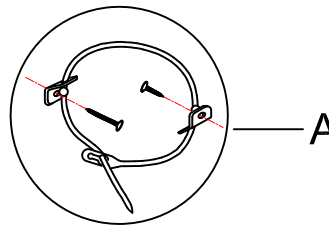
ITEM: 6015-75160-80 Bar Cabinet
6015-75160-89 Bar Cabinet

Thank you for purchasing this quality product. Be sure to unpack carefully looking for small parts which may have come loose during shipment.
Read all instruction and study the drawing carefully before starting the assembly process.

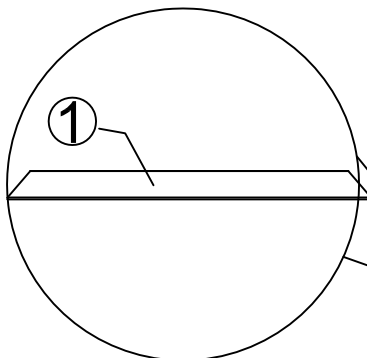
HARDWARE LIST					PARTS LIST			
NO.	DRAWING	DESCRIPTION	SIZE	Q'TY	NO.	DRAWING	DESCRIPTION	Q'TY
A		Anti - Tip Kit		1PC	1		Glass Shelf	1PC

Tipping Restraint

Anti-tip kit is included for use. We recommend installing for safety reason.

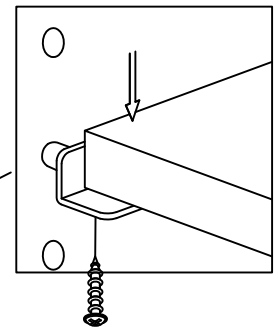


STEP 1

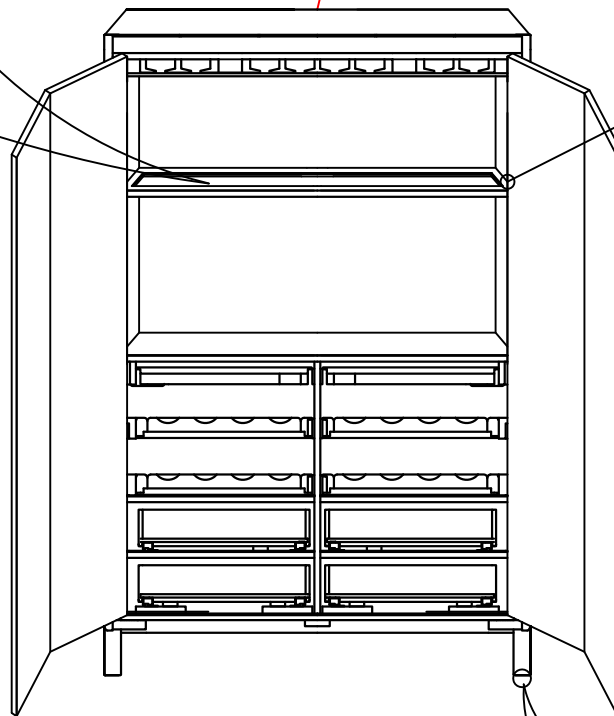


The glass shelf is packed in inner box to avoid damage during transit. Take out glass shelf from box and place it in wood shelf frame.

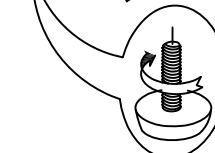
STEP 2



To adjust the shelf height, take out shelf pins then place shelf pins in the desired level.



STEP 3



Adjust Leveler if needed to level cabinet on uneven floor.