





ASSEMBLY INSTRUCTION

Item: 6900-80313-00 Rectangle Stone Top End Table



Thank you for purchasing this quality product. Be sure to unpack carefully looking for small parts which may have come loose during shipment.

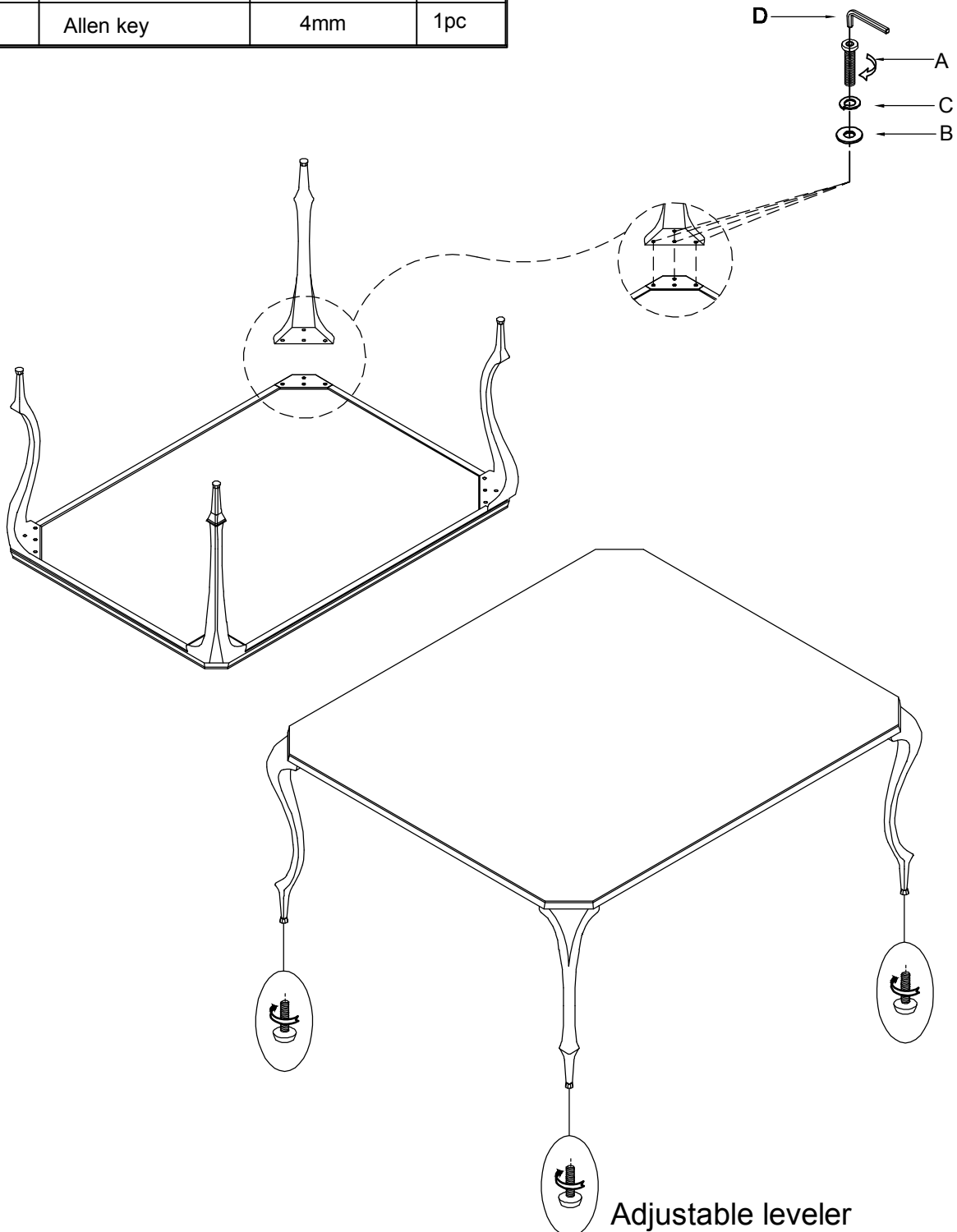
Read all instruction and study the drawing carefully before starting the assembly process.

HARDWARE PACK

NO.	DRAWING	DESCRIPTION	SIZE	QTY
A		Hexagonal Bolt	1/4"x5/8"	16pcs
B		Flat washer	1/4"x19x2	16pcs
C		Lock washer	1/4"x12x3	16pcs
D		Allen key	4mm	1pc

PART LIST

NO.	DRAWING	DESCRIPTION	QTY
①		Table	1pc
②		Leg	4pcs



Adjustable leveler

Adjust levelers if needed, to level case on uneven floor