






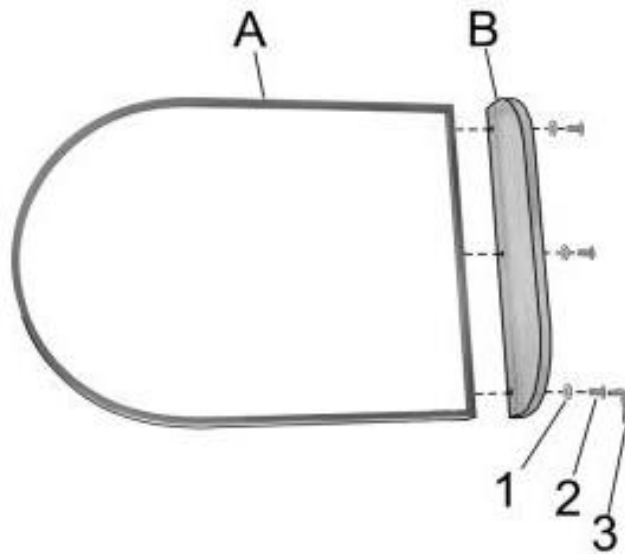
ASSEMBLY INSTRUCTIONS

Parts required

1		Flat washer	Φ5MM	3pcs
2		Bolt	Φ5×12MML	3pcs
3		Allen wrench		1pc

A		1pc
B		1pc

1.



2.

