



CREATIVITY counts

Creativity Can develop the skills
needed to achieve lifelong success.

Creativity develops children's problem
solving and critical thinking skills – it's the
catalyst for invention, innovation and
ideas that influence the future.



www.CreativityforKids.com

My First Fun Felt Shapes #1274000

© Faber-Castell USA, Inc. • Cleveland, Ohio 44125 • www.fabercastell.com
Designed in USA • Made in China • Safe for Children

#1274000

WARNING:
CHOKING HAZARD - Small parts.
Not for Children under 3 years.

FUN FELT SHAPES

With 100+ pieces of felt, a portable felt board and wiggly eyes, your preschooler will have fun creating felt pictures over and over again. The fun die-cut felt shapes will stick to the felt backer and each other. Mixed in with all the fun, your child will be learning basic colors, shapes, patterns, and size relationships – important building blocks for pre-reading and beginning math skills. Arranging the shapes will help foster fine motor skills and creative thinking.

Although the felt will stick to itself and to the board, it's best to work with it flat on the floor, a table or on your child's lap. Don't forget to add the wiggly eyes and pom-poms to give your characters personality.

No mess – All fun!

Simple shapes can become...

A House



An Ice Cream Cone




AGES
3+

DEVELOPS
fine motor skills


FOSTERS
imaginative play

TEACHES
shapes & colors

A Cat

A cartoon illustration of an orange cat with large, expressive eyes and a black nose, standing on a light blue background. The cat is positioned on the right side of the frame. To its left are several geometric shapes: a large orange circle, a small orange triangle, and a small orange square, all arranged in a way that suggests they are part of a larger composition or a game.

A Spaceship

A colorful illustration of a spaceship. The spaceship has a red body with white circles, two blue windows, and orange fins. It is flying over a green landscape. There is a large white cloud and a smaller orange cloud. The title 'A Spaceship' is written in black text at the top.

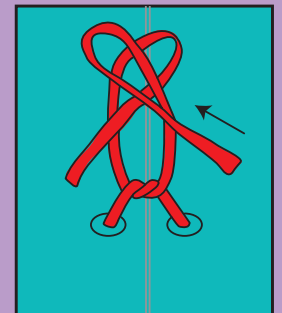

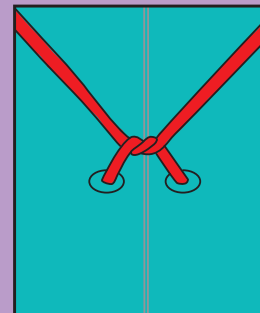
A Dog

A white dog cutout with large blue ears, a black nose, and a red bow tie with white polka dots. It has two green paws. To the left of the dog are several detached pieces: a blue semi-circle, a red bow tie, a blue semi-circle, a small blue circle, a small white circle, a large white circle, and two green paws.

A vibrant, abstract collage on a teal background. On the left, a blue bird with an orange beak and feet is perched. Below it is a red car with a white square on its side and purple wheels. A yellow figure with a red bow and a red ribbon is also visible. The central part of the collage is filled with various geometric shapes, patterns, and colors, including red, yellow, green, and blue. On the right side, there are four small white circles arranged in a square pattern. The overall style is playful and artistic.

Here are a few step-by-step instructions to help you teach your child. Since there are different ways to tie a bow, you can make up a little story to go along with the steps.

- ### 3. Cross the bunny ears.



5. And up pops two bunny ears!

