

Splash Zone Plus™ 12' & 16' Models Owner's Manual



WWW.RAVESPORTS.COM

Copyright ©

All rights reserved. No part of this publication may be reproduced or transmitted in any form or by any means, electronic or mechanical, including photocopy, recording, or any information storage and retrieval system, without permission in writing from the publisher. Requests should be mailed to RAVE Sports, 985 Aldrin Drive #301, Eagan, MN 55121.

Table of Contents

Introduction	2
Safety Rules and Information	3
Package Contents	6
Inflation	7
Product Assembly	10
Anchoring	11
Deflation	13
Maintenance	13
Cleaning.....	14
Storage	15
Repairs	15
Warranty.....	20

DO NOT RETURN YOUR PRODUCT TO THE RETAILER. CONTACT RAVE SPORTS FOR WARRANTY, REPAIR, AND RETURN INFORMATION.

- Inflation, set up and supervision must be done by a mature and knowledgeable adult!
- Inspect product for any unsafe conditions before use! Do not use if repair is needed!
- Instruct children on proper use of this product.
- Over inflation is the major cause of leaks. Do not inflate with an air compressor or other high pressure pump.
- Read the instructions and warnings printed in this manual for proper inflation and safe use.
- Keep away from fire and other heat sources. Keep out of direct sunlight when not in use.
- This unit is intended for domestic family use only and not for use in public areas or as a rental.

Introduction

Thank you for purchasing the Splash Zone Plus.

Water sports can be safe and fun for all levels of enthusiasts. This Owner's Manual is presented to enhance your enjoyment of the sport. It is intended to alert you to some of the potentially dangerous conditions that can arise in all water sports.

Please take a few minutes to read this manual before assembling and using the product. Although the product is simple to use, this manual contains important safety information that you and all users must understand to safely enjoy the Splash Zone Plus.

If you have any questions regarding this product, please call RAVE Sports at 1-800-659-0790. Please have your serial number available.

WARNING!

Read these materials prior to assembling and using your RAVE Product. Failure to follow these instructions could result in serious injury or death. RAVE inflatables are not life saving devices. Never leave children near water unattended and be sure they are supervised by a mature and knowledgeable adult. RAVE highly recommends the use of U.S. Coast Guard approved personal flotation devices (life jackets) by those near or in the water.

WARNING

UNSAFE USE OF THE SPLASH ZONE PLUS CAN RESULT IN PERSONAL INJURY OR DEATH.

To reduce the risk of injury, read and follow all instructions and warnings in this manual. Do not use this product unless you understand and accept the risk

Safety Rules and Information

- Read and understand all of the information contained in this owner's manual before assembling and using your product.
- Make sure that everyone who uses the product is provided with and understands these safety rules and information.
- The Splash Zone Plus is designed to be used only in large bodies of water with depths of at least 8 feet. Do not use or allow anyone else to use the product on land or any other hard surface, in swimming pools or shallow water.
- Consider the height and weight of the users of the Splash Zone Plus, as well as the activities performed on the product when you are selecting a safe location.
- Always maintain a safe distance between the Splash Zone Plus and any dock, platform, boat or pier.

- Choose a location for your product that is most protected from wind, of sufficient water depth, and free of obstructions above and below the water.
- Always anchor the Splash Zone Plus securely before it is used.
- Always wear a U.S. Coast Guard approved Type III (PFD) vest when using the product.
- Never use the product after sunset, before dawn, or any other time in poor lighting conditions.
- Never use the product in rough surface water conditions, during storms, or when there is lightning. If an unexpected storm arises while using the product, seek shelter on shore. Do not stay on the product.
- Never use the product under the influence of alcohol or drugs.
- Always stay under control while using the product. Jump or bounce in the center of the trampoline surface and away from edges.
- Never dive off of the Splash Zone Plus head first. If you jump off the product, always enter the water feet first.
- Never use the product while tired or fatigued. Use extreme caution while swimming between the shore and the product. Do not attempt to swim this distance if you are tired or fatigued.
- Never swim or play under or around the Splash Zone Plus.
- Always inspect the areas around and under the product before each use to ensure the water is deep enough and free of all rocks, logs, sand bars, and underwater obstructions and that the product is a safe distance from hard objects above water. Ask about local water conditions before using the product in unfamiliar water.

- When not in use, secure the product against unauthorized or unsupervised use.
- Never use the Splash Zone Plus unless the safety pad is in place and securely fastened.
- Inspect your product for any worn, defective, or missing parts.
- Do not attempt flips, somersaults or other acrobatic maneuvers on the product. Most debilitating spinal cord injuries that occur during trampoline use involve somersaults. Improper landing during a somersault produces serious risk of broken bones, cuts, nerve damage, spinal cord or brain injury, or death.
- Use only under mature, knowledgeable adult supervision.
- Not recommended for children under the age of six.
- DO NOT OVER-INFLATE. Over inflation can cause seam rupture.
- Keep objects that could interfere with jumping away from the jump surface.
- Stop your bounce by flexing your knees as your feet come in contact with the jump surface. Learn this skill before you attempt others.
- Learn fundamental bounces and body positions thoroughly before trying other jumps.
- Avoid bouncing too high. Stay low until you can control your bounce and repeatedly land in the center of the jumping surface.
- Focus your eyes on the jump surface to help control your bounce.
- Do not use the jump surface as a springboard on to other objects.

Liability

While every attempt is made to embody the highest degree of protection in all equipment, we cannot guarantee freedom from injury. The user assumes all risk of injury due to use. All merchandise is sold on this condition, which no representative of the company can waive or change.

Package Contents

- 1 – Water Bouncer
- 1 – Slide
- 1 – Log
- 1 – EZ-Up Platform
- 1 - Repair Kit consisting of: 2 oz. of glue & round repair patches
- 1- Owner's manual

12' Model

Recommended Maximum Weight

When Jumping: 250 lbs.

When Lounging: 600 lbs.

Recommended Number of People

2 Adults or 3 Children Lounging , 1 person jumping

16' Model

Recommended Maximum Weight

When Jumping: 300 lbs.

When Lounging: 750 lbs.

Recommended Number of People

2 Adults or 4 Children Lounging, 1 person jumping

All models

Recommended Water Depth & Clearance

8 Feet Minimum

There should also be a minimum of 16 feet clearance all around the unit.

Recommended Ages

6 +

INFLATION

SET UP AND SUPERVISION MUST BE DONE BY A MATURE AND KNOWLEDGEABLE ADULT!

RAVE recommends inflating your Splash Zone Plus with the High Speed Inflator/Deflator (Item #01083) for maximum performance. High Speed Inflator/Deflator is not included.

You can use the following devices to inflate the product:

- RAVE Sports High Speed Inflator/Deflator (Item #01083). Not included
- Inflator/Deflator that plugs into a DC outlet in your vehicle
- Any other inflator designed for inflatable boats, rafts, pool floats, air beds, camping mattresses, and other low pressure inflatables.
- Foot/hand pump – Some RAVE products are too large for Foot/hand pumps to inflate. We do recommend using them to “top off” the air in the Product.

- RAVE does not recommend inflating their products by mouth.

Please note: Size your inflation connection to the approximate size of the valve. Do not use bicycle connections or pumps.

CAUTION: *Use extreme care when using an electric inflator anywhere near water. Beware of the dangers of electrocution when using electric powered inflators. Precautions should be observed during use and handling to prevent shock.*

DO NOT inflate with an air compressor or other high pressure pump! This unit is designed to be inflated with a high volume of air but at a low pressure (2.5psi maximum). Use of an air compressor or other high pressure pump will void your warranty! Recommended pressure in bouncer is 1.5-2.0psi.

DO NOT allow children to play with the product until it is fully inflated!!

Insert the appropriate attachment of your inflation device and inflate until firm, but allow a small depression when pushed with our hand.

Inflate the main body of the inflatable first unless noted otherwise on Product Page.

Please Note: Keep in mind the temperature of the air going into the product and the outside air. If your inflator is hot and

sending warm air into the product, when it cools, it will seem like your product is losing air. This is normal. The product should be firm when completely inflated, but allow a small depression when pushed on with your hand while in use. This is a good evaluation of proper inflation.

Proper inflation should be checked often if the product is left inflated for consecutive days.

Be aware of your temperatures!

Heat causes air to expand while cold causes air to condense. Variations of temperatures can make inflatables seem to lose air. This is normal. When the sun comes out and the temperature rises the air will again expand in the unit. If you are experiencing a cool span you may want to add additional air. Be careful when the temperature rises that the unit does not become over-inflated. Damage due to over-inflation voids the warranty.

All inflatables are sensitive to cold, therefore never unfold or inflate in temperatures below 50° F.

Product Assembly

Attaching the Slide

Connect the Slide attachment to the bouncer by placing both units against each other and lining up the loops on each side. Unit must be on level ground to attach.

NOTE: It is easier to attach to bouncer *before* inflating.

Remove grey cap from PVC tube, run cap attachment cord below the loops. Apply a thin film of liquid dish soap to the plastic tube, and then feed through the loops. Place grey cap back onto open end of tube to secure it in place.




Attaching the Log

With Log still deflated, attach via the loops and PVC tube (same as slide procedure above). Inflate the Log, and then wrap the black straps around the main tube of the bouncer. If one strap is longer than the other, always wrap that one over the top of the trampoline and the shorter one under. They will meet on the inside of the trampoline and under the jump mat. Thread the straps through the buckle as shown below. Pull tight.

Anchoring

Due to extreme varieties of conditions, anchor line and anchors are not included with the product and must be purchased separately.

Attach the anchor line (not included) securely to the open loop of the anchor harness swivel.



Please Note: There are many ways to anchor your products. Before moving forward, it is best to consult your local regulations regarding what types of anchors can be used in your area. Every location has different conditions and demands, so you will have to determine what will work best for your situation. Here are a few anchoring tips to get you started.

- Choose a location that is most protected from the wind, of sufficient water depth (8 feet minimum) and free of obstructions a safe distance in all directions.
- A minimum of 150-200 lbs. of anchor weight is recommended for most applications; however larger bodies of water may require more.
- Bell anchors are not typically recommended since they are easily dragged, especially on flat, sandy bottoms. Screw-type or more permanent toggle-type anchors may be necessary in more extreme conditions.
- Attaching a heavy duty shock cord to the anchor line is recommended to help absorb vertical movements.
- Please consult with local authorities regarding any specific anchoring restrictions in your area.


- All Units: Adjust length of anchor line so that it is approximately 1-2' longer than the depth of the water. To help prevent flipping of your product in high wind conditions, do not exceed 3' of total slack in the anchor line.

NOTE: More slack will improve anchor holding performance, but too much slack may allow the product to stand on edge and flip over in strong winds. For best results, maximize your anchor holding power via more weight or a different type of anchor and minimize your anchor line length.


Types of Anchors



Tire Anchor



Bucket Anchor



Screw Anchor



Buoy Anchor Line

Deflation

Use one of the Inflator/Deflator devices recommended in the "Inflation" section for faster deflation.

Unscrew the cap by twisting counterclockwise to expose the air valve stem. Open the air valve by pushing in the stem and rotating counterclockwise. Allow air to escape. Pushing on the stem and rotating clockwise will seal the valve. Replace cap making sure it is tightened securely.

Completely Dry Unit. Wipe the product off with a terry cloth towel and allow to dry completely. Store for next use. See storage section for details.

Maintenance

Maintenance is essential to increase the life of your product. Please follow all maintenance and repairs according to this manual. If you are unsure please contact your local dealer, service center or RAVE Sports directly.

- Inspect product regularly for potentially unsafe conditions, particularly after storms, and suspected misuse of product.
- Do not use product if repair is needed!
- Clean product regularly per the Cleaning section of manual.
- Check storage area. Make sure it is rodent free and dry.
- Black rubber portion of Valves and Plugs should be lightly coated with a petroleum based product before storage to prevent drying and cracking.
- When disposing of product do so in such a manner that no hazardous conditions exist at the time the product is discarded.

- To extend the life of your product – keep out of sunlight when not in use. For additional protection, we recommend using UV protectant.

Cleaning

If your inflatable is used intensively, then it should be cleaned on a weekly basis. It is also important to clean and dry the product before it is packed away.

- When cleaning your product never use strong detergents or silicone-based products.
- NEVER use high pressure cleaning equipment such as a “pressure washer”. This will result in damage to your product, and void your warranty.
- Clean the outside surface only with mild soap and fresh water and check that the valves are clean and not damaged.
- U.V. protectant may be used to prolong the life of your inflatable.
- To remove algae and other hazards from the ocean, you can use a special cleaning agent from your local marina. Following the directions carefully.
- All hardware (O-rings, springs, and such) should be rinsed with fresh water weekly.
- Although normal wear and tear is unavoidable, this will increase the life of your product.

Storage

When storing your inflatable, keep it in a clean and dry place that is not affected by major variations in temperatures and other damaging factors. You can store your inflatable deflated and rolled up or lightly inflated. Be careful never to stack anything on top of inflatable. It is recommended that you allow the unit to completely dry before storage. It is recommended to lubricate the rubber on the valves with a petroleum based product to increase the life of the valve.

Please note: rodents, such as mice, chew on fabric, including inflatable material. As a precaution you can place moth balls or fabric softener sheets around the products during storage to deter them.

Repair

All of the inflatable products include a repair kit. You can easily repair minor punctures and cuts and even anchor plates or handles.

Conditions necessary for a successful repair are:

- Relative humidity less than 65%.
- Temperature Range between 62° - 77° F.
- Avoid performing repairs in direct sunlight or rain.

Step 1 - Locate the damaged area. The easiest way is to fully inflate the product and listen for the leak, or to spray with soapy water and look for bubbles. Mark the damaged area with a crayon or wax pencil and deflate the product.

Step 2 – Cut out a patch approximately 2 inches larger than the leak. Clean the damaged part of the product and patch and allow to dry thoroughly.

TIP – It is a good idea to always use a circle or rectangle patch with rounded corners. Pointed corners tend to pull off.

Step 3 – Next clean the area and patch with alcohol, grease remover, or fingernail polish remover and allow to dry thoroughly.

Step 4 - Apply glue in a very thin layer to the patch and then to the area of the leak. Let the glue stand until tacky, usually 30 seconds – 1 minute.

TIP – Place glue on the dull side of the patch and to the shiny side of the unit. Then when you apply the patch it will match.

TIP – Use a short brush (just cut the length off) as this digs into the material better to spread the glue. Also try to use a brush with real hair instead of synthetic.

Step 5 – Place the patch over the leak

Step 6 – Press out the air pockets which may have formed under the patch. You can use any round object, such as a spoon, starting in the center and then working outwards towards the edges. You can keep the repair “tight” by clamping together with spring pliers.

Step 7 – Allow repair to cure for 24 hours before re-inflating.

Step 8 – Inflate the repaired product.

TIP – It is a good idea to check again for leaks. If you have multiple leaks, the air will rush out of a larger hole before a smaller one.

CAUTION: When using glue, remove unused glue from threads of tube and cap and carefully replace the cap on the tube. If properly sealed it will keep perfectly.

Do not leave the tube in the sun or next to heat sources or direct flames.

- Check that the room is properly ventilated, avoid inhaling or ingesting the glue and avoid contact with skin.

**DO NOT RETURN YOUR PRODUCT TO THE RETAILER.
CONTACT RAVE SPORTS FOR WARRANTY, REPAIR, AND
RETURN INFORMATION.**

..... Important Information.....

Rodents, like muskrats, may be attracted to the PVC vinyl of your product. When your product is on the water, maintaining full air pressure during periods of non-use will discourage them from chewing the vinyl.

Another way to ease the problem of nuisance rodents is to remove the temptation by taking the product out of the water at night. You can also make the whole area unattractive to rodents by changing the environment, making the area less hospitable for rodents. Removing any food source from the shoreline can also be a good deterrent. Check with your local DNR for additional guidance or possible restrictions.

WARNINGS

- **THIS IS NOT A LIFESAVING DEVICE!**
- **ALWAYS USE A U.S. COAST GUARD APPROVED (PERSONAL FLOATATION DEVICE) VEST FOR CHILDREN AND ADULTS!**
- **DO NOT LEAVE CHILDREN UNATTENDED WHILE IN USE!**
- **THIS PRODUCT SHOULD ONLY BE USED UNDER MATURE AND KNOWLEDGEABLE ADULT SUPERVISION AT ALL TIMES!**
- **ALWAYS INSPECT PRODUCT AND AREA FOR ANY UNSAFE CONDITIONS BEFORE USE! DO NOT USE IF REPAIR IS NEEDED!**
- **ALWAYS INSTRUCT CHILDREN IN PROPER USE OF INFLATABLE!**
- **ALWAYS KEEP A MINIMUM OF 16 FEET DISTANCE FROM ALL OTHER OBJECTS INCLUDING DOCKS, PLATFORMS, BOATS AND PIER!**
- **ALWAYS KEEP A MINIMUM WATER DEPTH OF 8 FEET (244 CM) UNDER UNIT WHILE IN USE!**
- **ALWAYS ANCHOR SECURELY BEFORE USE!**
- **ALWAYS ENSURE CORRECT LANDING TO AVOID INJURIES TO YOUR ANKLES!**
- **ALWAYS JUMP IN THE CENTER OF THE TRAMPOLINE SURFACE AND DON'T ATTEMPT SOMERSAULTS!**
- **ALWAYS KEEP OBJECTS THAT COULD INTERFERE WITH JUMPING AWAY FROM THE JUMPING SURFACE!**
- **ALWAYS REMOVE ANY SHARP OBJECTS BEFORE USING!**
- **ALWAYS STAY IN CONTROL AND NO WILD PLAYING WHILE USING!**
- **DO NOT ATTEMPT TO ATTACH A MOTOR TO UNIT!**
- **DO NOT PUT HANDS, ARMS, LEGS OR FEET THROUGH THE GAPS BETWEEN INFLATED CHAMBERS!**
- **DO NOT USE AS SPRINGBOARD ONTO OTHER OBJECTS!**
- **DO NOT ALLOW MORE THAN 2 PERSONS JUMPING AT ONE TIME!**
- **DO NOT USE IN BAD WEATHER, STRONG CURRENTS, OR DARKNESS!**
- **DO NOT SWIM OR DIVE OFF OR UNDER TRAMPOLINE!**
- **DO NOT USE ON LAND!**
- **DO NOT USE WHILE UNDER THE INFLUENCE OF ALCOHOL OR DRUGS!**
- **AS WITH ANY SPORT, RECKLESS USE OF EQUIPMENT MAY RESULT IN SERIOUS INJURY OR DEATH. BE AWARE OF THE POSSIBILITIES OF INJURY!**
- **IT IS THE RESPONSIBILITY OF THE OWNER OF THE PRODUCT TO MAKE SURE SUBSEQUENT USERS ARE INSTRUCTED IN THE SAFE USE OF THIS PRODUCT!**
- **IMPORTANT: PLEASE READ OWNERS MANUAL COMPLETELY BEFORE USE. READ AND MAKE SURE YOU FOLLOW ALL WARNINGS BEFORE USE!**

RAVE Sports® Limited 3 Year Warranty

The Limited 3 Year Warranty set forth below is given by RAVE Sports®, A Revel Match, LLC company with respect to product(s) purchased and used in the United States and Canada.

RAVE Sports® product(s), when delivered to you in a new condition in original container, are warranted against defects in material or workmanship for a period of three (3) years from the date of original purchase when used in a non-commercial application. Product(s) used in a commercial application are warranted against defects or workmanship for a period of six (6) months from the date of original purchase. Defective product(s) returned to RAVE Sports® or an authorized service location and are proven to be defective upon inspection, will be repaired or exchanged for new product(s) or part(s) at a prorated value where applicable. The warranty period for any replacement product shall begin upon shipment of the same, but shall in no event exceed the warranty period of the defective product.

When returning any product under this Limited 3 Year Warranty, you must first contact RAVE Sports® to obtain a return authorization number. The product must be packaged in its original carton or comparable packaging with a copy of the bill of sale (or invoice of purchase), together with a complete explanation of the problem. Shipping charges, if any, must be prepaid. Products covered by this Limited 3 Year Warranty will be returned to you without charge by RAVE Sports®.

This Limited 3 Year Warranty covers all defects encountered in normal use of the product and **does NOT** apply in the following cases:

- a) Loss or damage due to abuse, mishandling, alteration, accident
- b) Failure to follow operating, maintenance, or storage instructions
- c) Service by a party other than RAVE Sports® authorized service personnel
- d) Any acts of God including storm and animal damage
- e) The product has had its serial number(s) or dating altered or removed
- f) Normal wear and tear which includes the sun damage and other normal weathering of the product

No implied warranty (or condition), including any implied warranty (or condition) of merchantability or fitness for a particular purpose, applies to the product after the applicable period of express warranty stated above, and no other express warranty or guaranty, except as mentioned above, given by any person, firm, or corporation with respect to the product shall bind RAVE Sports®. Some states or provinces do not allow limitations on how long an implied warranty lasts, so the above limitations may not apply to you.

RAVE SPORTS® SHALL NOT BE LIABLE FOR LOSS OF REVENUE OR PROFIT, FAILURE TO REALIZE SAVINGS OR OTHER BENEFITS, OR FOR ANY OTHER SPECIAL, INCIDENTAL OR CONSEQUENTIAL DAMAGES CAUSED BY THE USE, MISUSE OR INABILITY TO USE THE PRODUCT REGARDLESS OF THE LEGAL THEORY ON WHICH THE CLAIM IS BASED, AND EVEN IF RAVE SPORTS® HAS BEEN ADVISED OF THE POSSIBILITY OF SUCH DAMAGES. NOR SHALL RECOVER ANY KIND AGAINST RAVE SPORTS® BE GREATER IN AMOUNT THAN THE PURCHASE PRICE OF THE PRODUCT SOLD BY RAVE SPORTS® AND CAUSING THE ALLEGED DAMAGE.

WITHOUT LIMITING THE FOREGOING, YOU ASSUME ALL RISK AND LIABILITY FOR LOSS, DAMAGE OR INJURY TO YOU AND YOUR PROPERTY AND TO OTHERS AND THEIR PROPERTY ARISING OUT OF THE USE, MISUSE, OR INABILITY TO USE ANY PRODUCT SOLD BY RAVE SPORTS® NOT CAUSED DIRECTLY BY THE NEGLIGENCE OF RAVE SPORTS®. SOME STATES OR PROVINCES DO NOT ALLOW EXCLUSION OR LIMITATION OF INCIDENTAL OR CONSEQUENTIAL DAMAGES, SO THE ABOVE LIMITATION MAY NOT APPLY TO YOU. THIS LIMITED 3 YEAR WARRANTY SHALL NOT EXTEND TO ANYONE OTHER THAN THE ORIGINAL PURCHASER OF ANY PRODUCT, OR THE PERSON FOR WHOM IT WAS PURCHASED AS A GIFT.

This Limited 3 Year Warranty gives you specific legal rights. To the extent that such rights cannot be disclaimed under applicable law, this limited warranty does not affect such rights

Garantie limitée de trois ans de RAVE Sports®

La garantie limitée de trois ans énoncée ci-dessous vous est fournie par RAVE Sports®, une société au capital limité de A Revel Match, et ne couvre que le ou les produits achetés et utilisés aux États-Unis et au Canada.

Le ou les produits de RAVE Sports®, lorsqu'ils vous sont délivrés dans un état neuf et dans leur emballage d'origine, sont garantis contre les défauts de matériaux ou de fabrication pendant une période de trois (3) ans à compter de la date d'achat initial et lorsqu'ils sont utilisés à des fins non commerciales. Le ou les produits utilisés à des fins commerciales sont garantis contre tous défauts ou vices de fabrication pour une période de six (6) mois à compter de la date d'achat initial. Tout produit ou produits défectueux retournés à RAVE Sports® ou à tout centre de service autorisé et qui, suite à une inspection, s'avèreraient défectueux, seront réparés ou remplacés par un ou des nouveaux produits ou des pièces d'une valeur calculée au prorata le cas échéant. La période de garantie pour tout remplacement de produit devra commencer au moment de l'expédition du même produit mais ne pourra en aucun cas excéder la période de garantie du produit défectueux.

Lorsque vous retournez un produit en vertu de la présente garantie limitée de trois ans, vous devez d'abord contacter RAVE Sports® afin d'obtenir un numéro d'autorisation de retour. Le produit devra être retourné, emballé dans son carton d'origine ou dans un emballage similaire accompagné d'une copie du contrat de vente (ou la facture d'achat) et d'une note d'explication décrivant le problème en détail. Les frais d'expédition, le cas échéant, devront être payés à l'avance. Les produits couverts par la présente garantie limitée de trois ans vous seront renvoyés sans frais par RAVE Sports®.

La présente garantie limitée de trois ans ne couvre que les défauts rencontrés lors d'une utilisation normale du produit et **ne s'applique PAS** dans les cas suivants :

- a) Les pertes ou dommages dus à des abus, à une mauvaise manipulation, à une modification ou à un accident
- b) Le fait de ne pas respecter les instructions de fonctionnement, d'entretien ou de stockage
- c) Les réparations effectuées par une personne autre que le personnel d'entretien autorisé par RAVE Sports®
- d) Tous actes de Dieu y compris les tempêtes et les dégâts causés par des animaux
- e) Toute altération ou suppression des numéros de série ou des dates du produit
- f) L'usure normale, y compris les dommages causés par le soleil ou tout autre facteur causant une usure normale du produit

Aucune garantie (ou condition) implicite, y compris toute garantie (ou condition) implicite de qualité marchande ou d'adéquation à un usage particulier, ne saurait s'appliquer au produit après la fin de la période applicable de garantie expresse indiqué ci-dessus et, sauf dans les cas mentionnés ci-dessus, aucune autre garantie expresse accordée par une quelconque personne, entreprise ou société à l'égard du produit ne saurait engager la responsabilité de RAVE Sports®. Certains états ou provinces n'autorisent pas les limitations relatives à la durée d'une garantie implicite, ainsi les limitations ci-dessus pourraient ne pas s'appliquer à vous.

RAVE SPORTS® NE SAURAIT ÊTRE TENUE RESPONSABLE DE LA PERTE DE REVENUS OU DE PROFITS, DU MANQUE À RÉALISER DES ÉCONOMIES OU D'OBTENIR TOUS AUTRES AVANTAGES OU DE TOUT AUTRE DOMMAGE PARTICULIER, INDIRECT OU CONSÉCUTIF RÉSULTANT DE L'UTILISATION, DE LA MAUVAISE UTILISATION OU DE L'IMPOSSIBILITÉ D'UTILISER LE PRODUIT, QUELLE QUE SOIT LA THÉORIE JURIDIQUE SUR LAQUELLE LA PLAINTÉ EST BASÉE, ET CE MÊME SI RAVE SPORTS® AURAIT ÉTÉ AVISÉE DE LA POSSIBILITÉ DE TELS DOMMAGES. EN OUTRE, AUCUNE DEMANDE DE DOMMAGE ET INTÉRÊT CONTRE RAVE SPORTS® NE SAURAIT DÉPASSER LE MONTANT DU PRIX D'ACHAT DU PRODUIT VENDU PAR RAVE SPORTS® QUI SERAIT À L'ORIGINE DU PRÉTENDU DOMMAGE.

SANS RESTREINDRE LA PORTÉE DE CE QUI PRÉCÈDE, VOUS ASSUMEZ TOUS LES RISQUES ET LES RESPONSABILITÉS À L'ÉGARD DES PERTES, DES DOMMAGES OU DES BLESSURES QUE VOUS, VOS BIENS ET QUE TOUTES AUTRES PERSONNES ET LEURS BIENS AURAIENT SUBI EN RAISON DE L'UTILISATION, DE LA MAUVAISE UTILISATION OU DE L'IMPOSSIBILITÉ D'UTILISER TOUT PRODUIT VENDU PAR RAVE SPORTS® ET NE RÉSULTANT PAS DIRECTEMENT DE LA NÉGLIGENCE DE RAVE SPORTS®. CERTAINS ÉTATS OU PROVINCES N'AUTORISENT PAS L'EXCLUSION OU LA LIMITATION DES DOMMAGES ACCESSOIRES OU CONSÉCUTIFS, AINSI LES LIMITATIONS CI-DESSUS POURRAIENT NE PAS S'APPLIQUER À VOUS. LA PRÉSENTE GARANTIE LIMITÉE DE TROIS ANS NE S'ÉTEND À AUCUNE AUTRE PERSONNE QUE L'ACHETEUR ORIGINAL DE TOUT PRODUIT OU À LA PERSONNE POUR LAQUELLE IL A ÉTÉ ACHETÉ COMME CADEAU.

La présente garantie limitée de trois ans vous octroie des droits juridiques spécifiques. Dans la mesure où de tels droits ne pourraient pas être exclus en vertu de la loi applicable, la présente garantie limitée ne saurait affecter ces droits.

Garantía limitada por de tres años de RAVE Sports®

La garantía limitada por de tres años que se establece a continuación es otorgada por RAVE Sports®, una sociedad de Revel Match, LLC, con respecto del o los productos adquiridos y utilizados en los Estados Unidos y Canadá.

El o los productos de RAVE Sports®, siempre que se le entreguen nuevos en su envase original, están garantizados contra defectos en los materiales o la mano de obra por un período de tres (3) años a partir de la fecha de la compra original si se los utiliza para fines no comerciales. El o los productos utilizados para fines comerciales están garantizados contra defectos en los materiales o la mano de obra por un período de seis (6) meses a partir de la fecha de la compra original. El o los productos defectuosos devueltos a RAVE Sports® o a un centro de servicio técnico autorizado de los que se comprueba que son defectuosos luego de una inspección serán reparados o cambiados por productos o piezas nuevos a un valor prorrateado, de corresponder. El período de garantía para cualquier producto de reemplazo comenzará al momento de su envío, pero en ningún caso excederá el período de garantía de producto defectuoso.

Cuando devuelve un producto alcanzado por la presente garantía limitada por tres años, primero debe contactarse con RAVE Sports® para obtener un número de autorización de devolución. El producto debe embalarse en su caja original o en un embalaje similar con una copia del acuerdo de venta (o de la factura de compra), junto con una explicación detallada del problema. Los gastos de envío, en caso de que haya alguno, deben pagarse por adelantado. RAVE Sports® le devolverá sin cargo los productos alcanzados por esta garantía limitada por tres años.

La garantía limitada por tres años cubre cualquier defecto que aparezca en el uso normal del producto y **NO** se aplica en los siguientes casos:

- a) Pérdida o daño a causa de abuso, mala manipulación, alteración o accidente.
- b) Incumplimiento de las instrucciones de operación, mantenimiento o guardado.
- c) Servicio técnico por una parte que no sea el personal de servicio autorizado de RAVE Sports®.
- d) Cualquier causa de fuerza mayor, como tormenta o daños causados por animales.
- e) Remoción o alteración del número de serie o la fecha del producto.
- f) Desgaste normal, que incluye el deterioro ocasionado por el sol y cualquier otro deterioro normal del producto.

No se aplica al producto ninguna garantía (o condición), lo que incluye cualquier garantía implícita (o condición) de capacidad de comercialización o idoneidad para un uso en particular, después del período de garantía expresa indicado anteriormente, y ninguna garantía expresa, excepto por la mencionada anteriormente, otorgada con respecto del producto por cualquier persona, firma o sociedad será vinculante para RAVE Sports®. Algunos estados o provincias no admiten limitaciones sobre la duración de una garantía implícita, por lo que es posible que las limitaciones anteriores no se apliquen en su caso.

RAVE SPORTS® NO TENDRÁ RESPONSABILIDAD ALGUNA POR CUALQUIER PÉRDIDA DE INGRESOS O GANANCIAS, LA IMPOSIBILIDAD DE MATERIALIZAR AHORROS U OTROS BENEFICIOS, NI NINGÚN OTRO DAÑO ESPECIAL, INCIDENTAL O CONSECUENTE OCASIONADO POR EL USO, EL MAL USO O LA IMPOSIBILIDAD DE UTILIZAR EL PRODUCTO, INDEPENDIEMENTE DE LA TEORÍA LEGAL EN LA QUE SE BASA SU RECLAMO, E INCLUSO SI SE INFORMARA A RAVE SPORTS® ACERCA DE LA POSIBILIDAD DE DICHOS DAÑOS. TAMPOCO NINGUNA REPARACIÓN EN DETRIMENTO DE RAVE SPORTS® SUPERARÁ EN MONTO AL PRECIO DE COMPRA DEL PRODUCTO VENDIDO POR RAVE SPORTS® Y QUE HAYA CAUSADO EL PRESUNTO DAÑO.

SIN PERJUICIO DE LO ANTERIOR, USTED ASUME PLENAMENTE EL RIESGO Y LA RESPONSABILIDAD POR LAS PÉRDIDAS, LOS DAÑOS Y LOS PERJUICIOS OCASIONADOS A USTED O A SU PROPIEDAD Y A TERCEROS Y A LA PROPIEDAD DE TERCEROS QUE SURJAN DEL USO, EL MAL USO O LA IMPOSIBILIDAD DE USAR CUALQUIER PRODUCTO VENDIDO POR RAVE SPORTS® QUE NO ESTÉN CAUSADOS DIRECTAMENTE POR NEGLIGENCIA DE RAVE SPORTS®. ALGUNOS ESTADOS O PROVINCIAS NO ADMITEN LA EXCLUSIÓN O LIMITACIÓN DE LOS DAÑOS INCIDENTALES O CONSECUENTES, POR LO QUE ES POSIBLE QUE LAS LIMITACIONES ANTERIORES NO SE APLIQUEN EN SU CASO. ESTA GARANTÍA LIMITADA POR TRES AÑOS NO SE EXTENDERÁ A NADIE MÁS QUE AL COMPRADOR ORIGINAL DEL PRODUCTO, O A LA PERSONA PARA LA CUAL SE COMPRÓ EL PRODUCTO COMO UN OBSEQUIO.

Esta garantía limitada por tres años le otorga derechos legales específicos. En la medida en que dichos derechos no puedan negarse según las leyes de aplicación, esta garantía limitada no afectará tales derechos.



WWW.RAVESPORTS.COM

RAVE SPORTS
A Revel Match, LLC Company
985 Aldrin Drive #301,
Eagan, MN 55121
800.659.0790

July 2017