


Shower Base

INSTALLATION INSTRUCTIONS





PRIOR TO INSTALLATION:

- Inspect wall niche to ensure no damages have occurred while in shipping.
- Observe all plumbing and building codes in accordance with your state and local requirements.
- All dimensions are nominal! Be sure to measure your shower base prior to installation.
- The step-by-step guidelines in the installation instructions are a general reference. Should there be any discrepancies, Carlton Plumbing cannot be held liable. It is recommended to install all Carlton Plumbing products by hiring a licensed professional.
- Read installation and maintenance instructions thoroughly before installing. Be sure to use proper tools and always wear proper personal safety accessories for your protection.
- Two people are recommended to handle and install this product.
- Make sure all wood studs and supports are properly installed.
- Verify all the necessary plumbing is installed by a certified plumber.
- Floor drain and trap are not included.
- Do not use drywall screws to secure flanges to wall studs. Product damage will occur and will void the warranty. Entire bottom support must be in contact with a flat, level surface.

If you have any questions or concerns please contact us:
1-434-623-4766

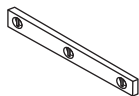
SUGGESTED TOOLS & MATERIALS:



Safety Glasses



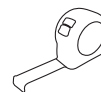
Plastic Film



Level



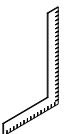
Screwdrivers



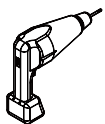
Tape Measure




Shims



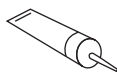
Set Square



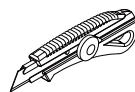
Drill



Caulk Gun



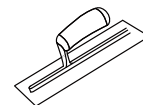
Silicone
(1 tube)



Precision
Knife



Pencil



Trowel



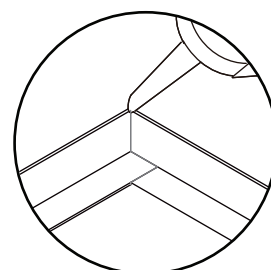
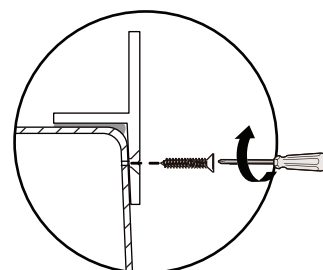
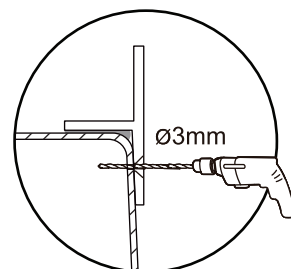
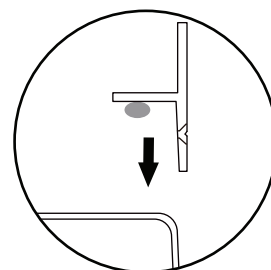
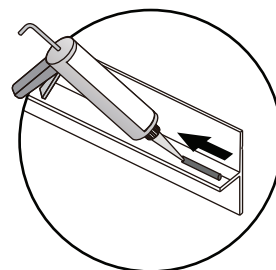
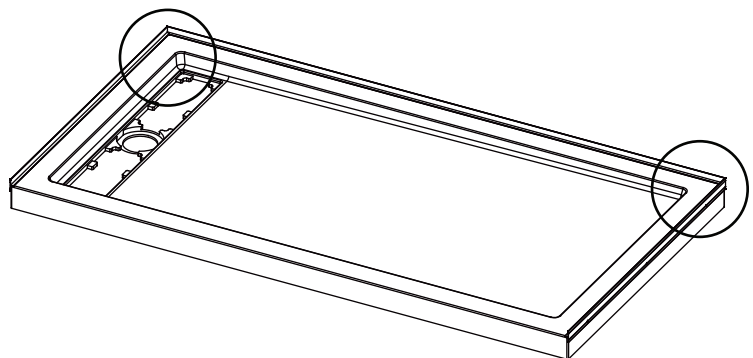
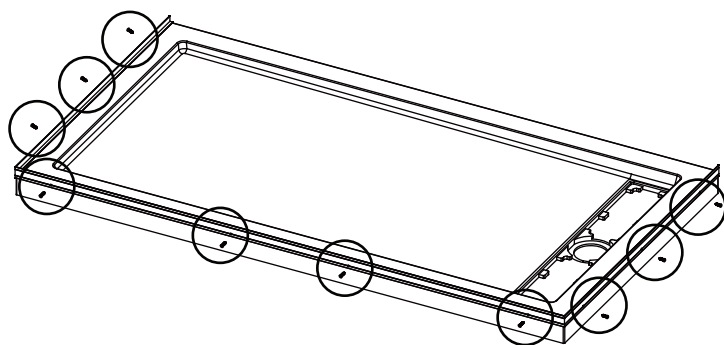
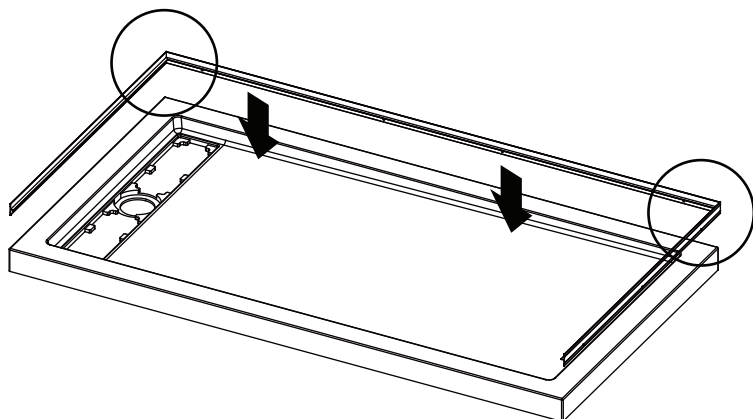
Mortar



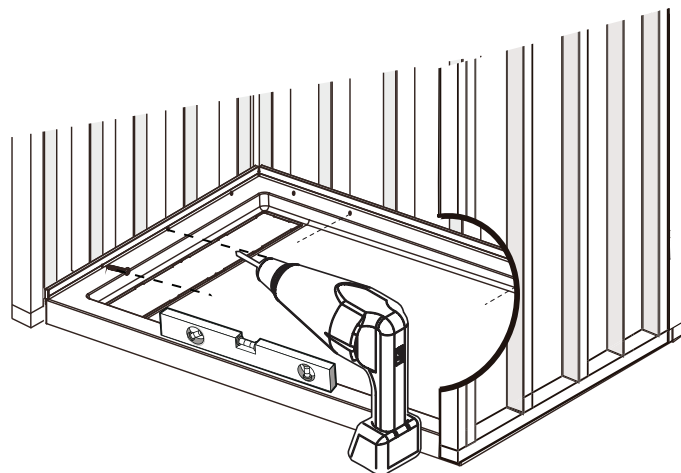
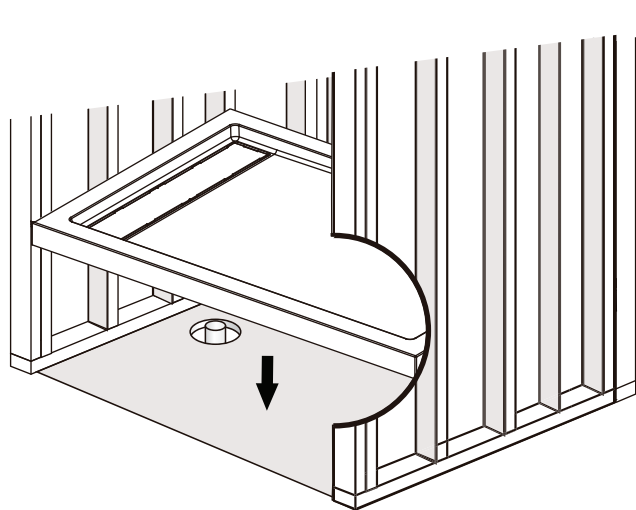
Mallet

INSTALLATION:

1

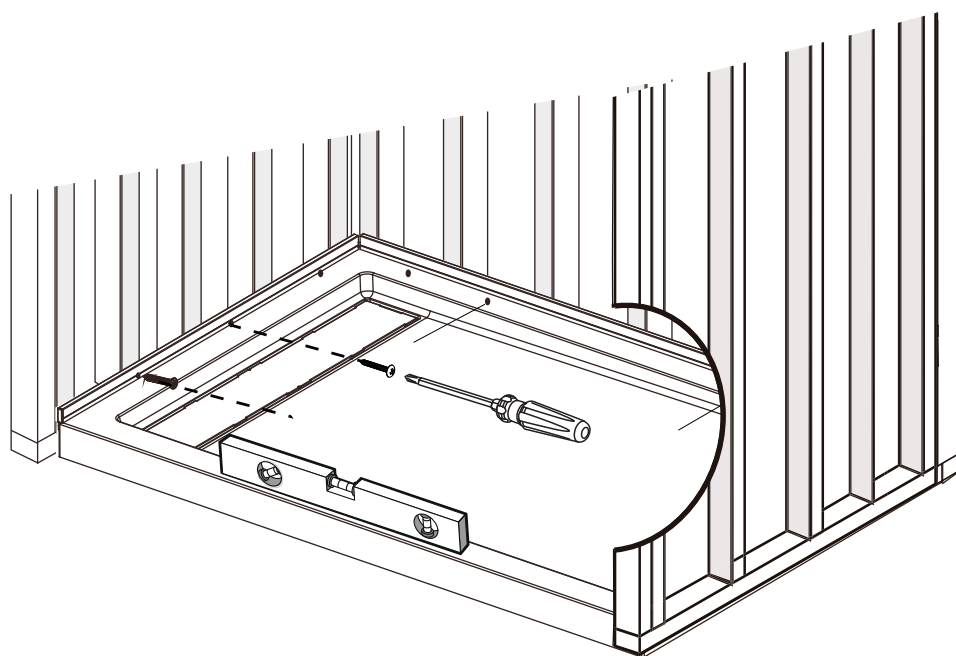


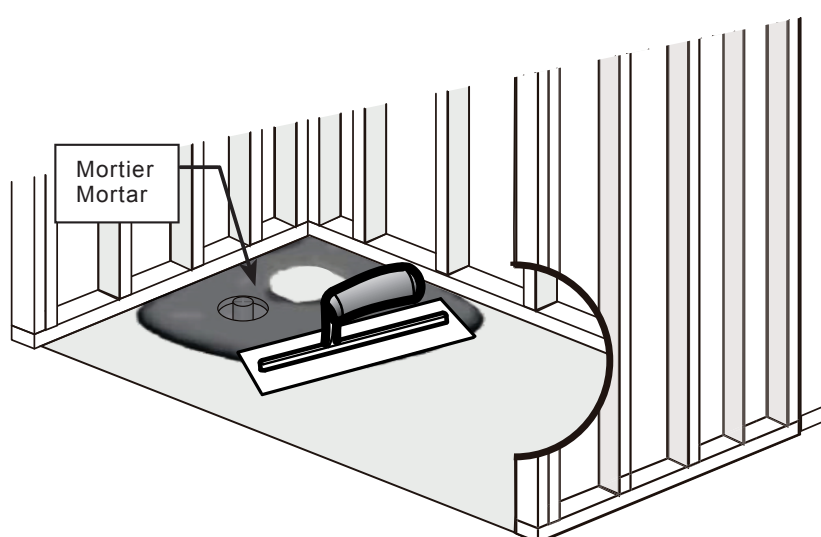
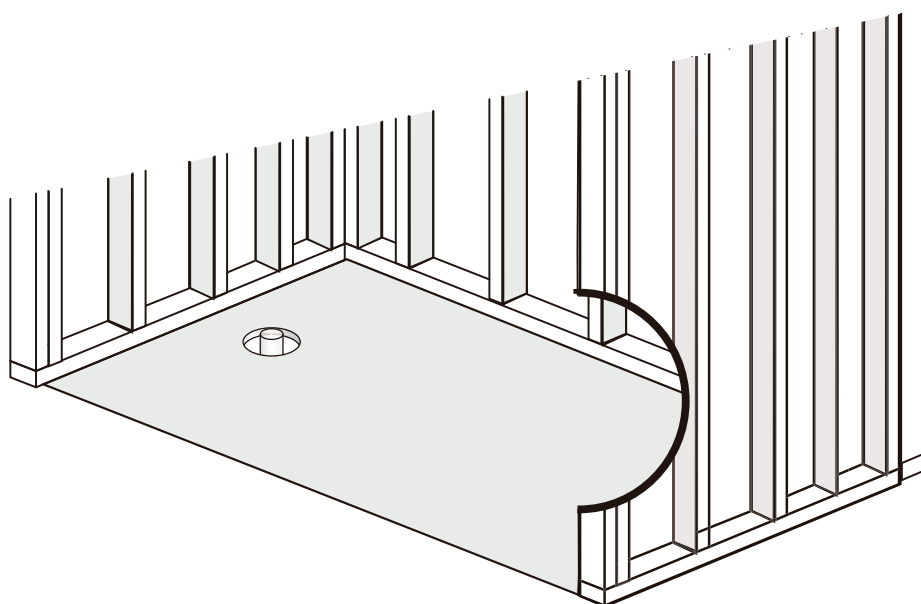
2



1/8 Drill Bit

3





ATTENTION !

Votre baignoire ou base de douche
doit être installée dans le
MORTIER LÉGER(ciment sable).
À défaut de le faire.
VOTRE GARANTIE SERA NULLE.

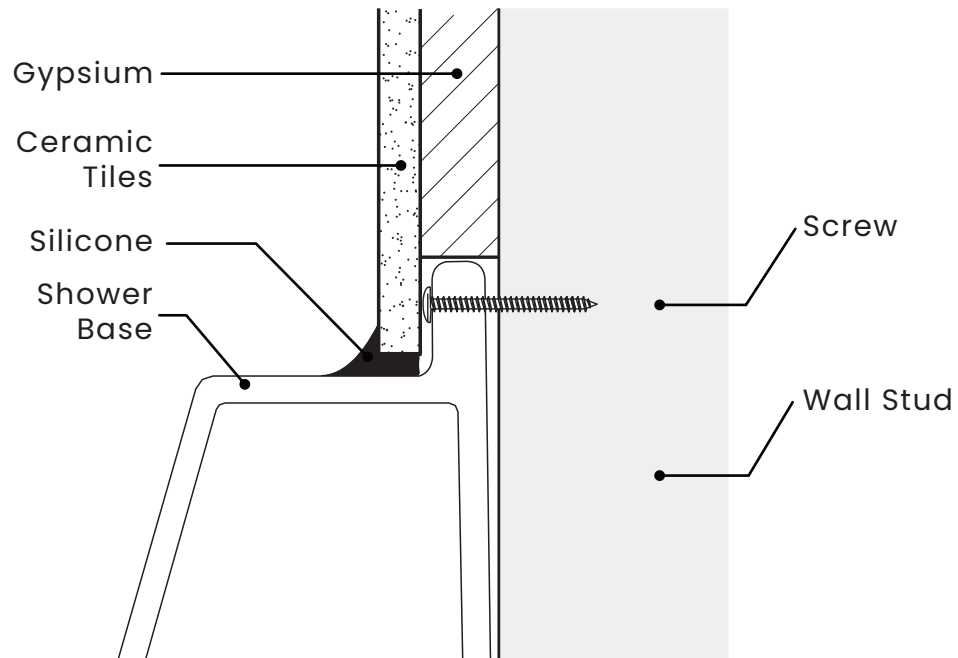
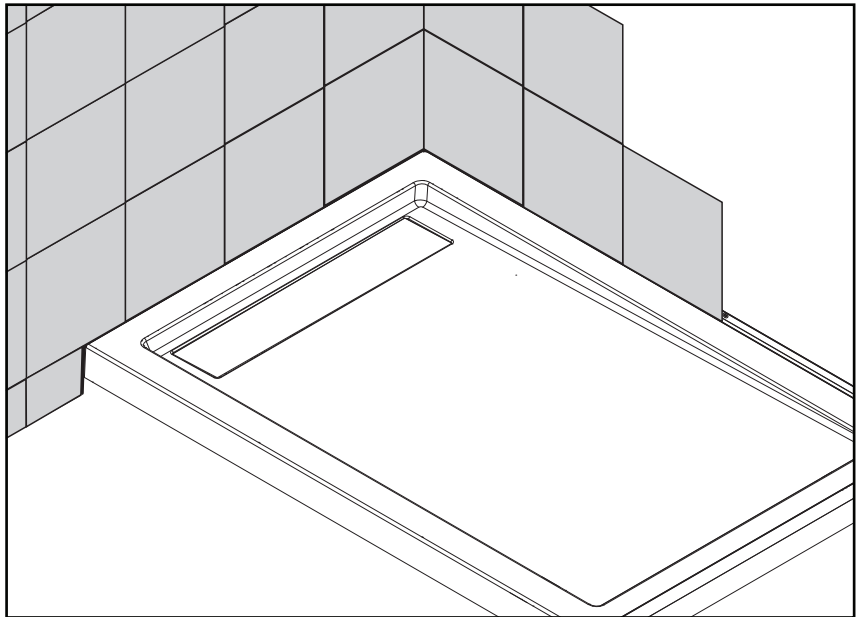
Your bathtub or shower base
must be installed in
LIGHT MORTAR (sand mix).
If it is not, YOUR
WARRANTY WILL BE NULL.

**WARNING !**

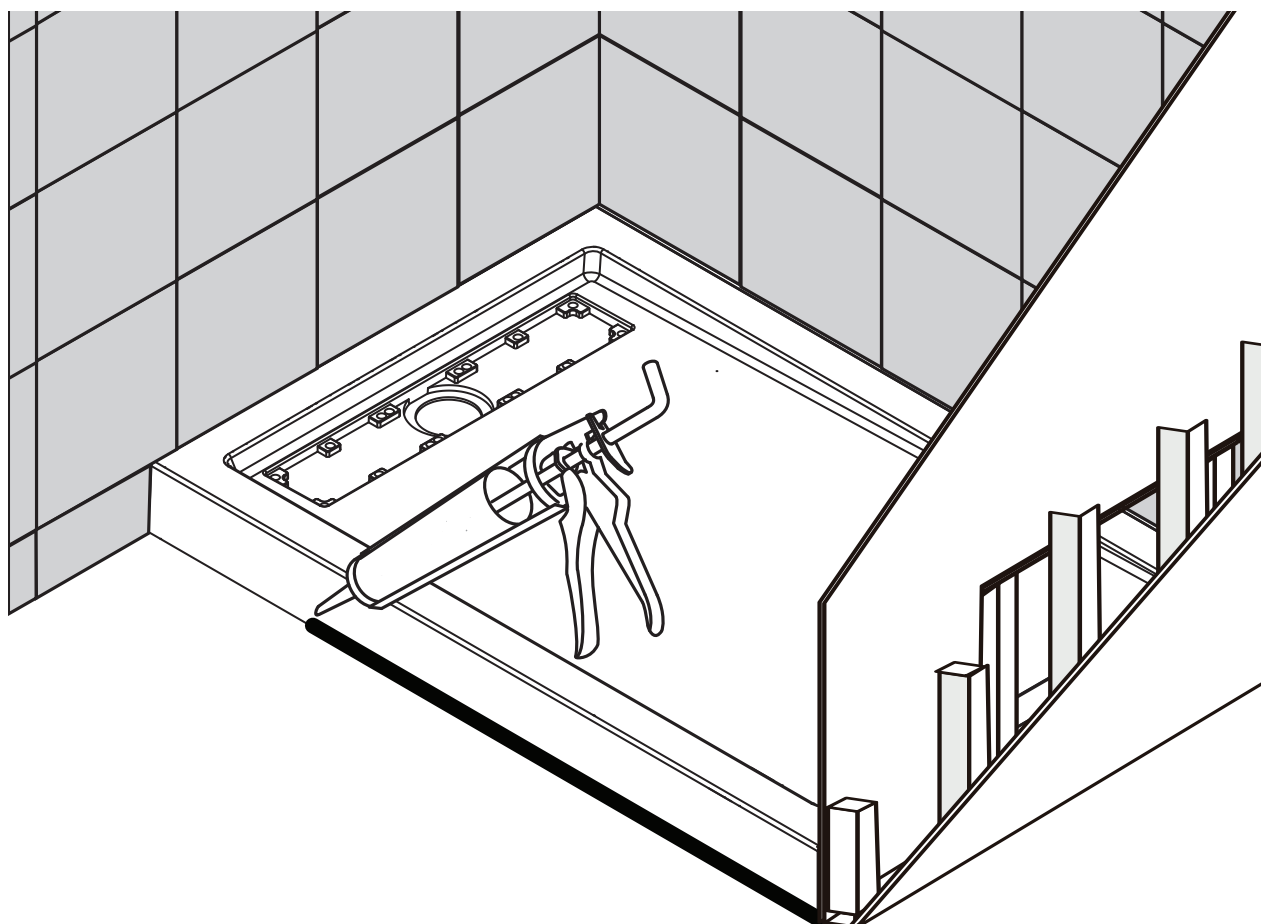
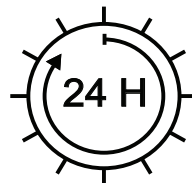
Wait 24h before proceeding with the installation of the shower door. This will ensure that the finish and mortar is dry.

ATTENTION !

Attendre 24h avant d'installer votre porte de douche, afin de permettre au mortier et à la finition de sécher complètement.



SIDE SECTION VIEW



ONE YEAR LIMITED WARRANTY

Carlton Plumbing® products are made with quality materials and excellent craftsmanship to provide our customers with beautiful, durable, long-lasting products. Should there be any defects in materials or craftsmanship under regular use that are discovered within the first year of installation, Carlton Plumbing® will provide replacement parts at no charge, or at its discretion, replace any product or part of the product that is deemed defective, under normal installation, use, service or maintenance. This warranty applies only to the original purchaser. Proof of purchase will be required in the instance of a claim.

Carlton Plumbing® recommends all installations of Carlton Plumbing® products to be conducted by a licensed, professional plumber or contractor. Carlton Plumbing® will not be held responsible for any damage or product failure due to improper installation, misuse, or failure to utilize a licensed professional for installation. Carlton Plumbing® is not responsible for any installation or removal costs.

This One Year Limited Warranty Will Be Voided If:

- The installation recommendations were not followed by the installer
- The product has been moved from its initial place of installation
- The product has in any way been modified from its packaged state
- The product has been subjected to improper maintenance, abuse, misuse, excessive use of chemicals, accidents, or other damages, etc.

Carlton Plumbing® makes no implication that its products comply with any local building or plumbing codes. It is the consumer's responsibility and obligation to determine local code compliance prior to and during installation. This warranty extends only to the original purchaser and first consumer.

Carlton Plumbing® is not responsible for any special, incidental or consequential damages associated with the installation, replacement, return or use of the original purchaser's product. This includes, but is not limited to: freight costs, labor, travel time, lost profit, home damages and other contingent liabilities and costs (including, without limitation, costs associated with 'professionals' or 'experts', investigations, audits, analyses, attorneys and any other professional/hired services).

The Carlton Plumbing® warranty is a comprehensive and explicit limit of liability. All items not disclosed within the warranty are not addressable within the responsibility of Carlton Plumbing®. Certain states have variances regarding implied warranties; in those situations, we remain fully compliant.

**If you have any questions or concerns, please contact us directly at
1-434-623-4766**

WARNING: Contents of your order may contain sharp and possibly other harmful pieces and may cause hazard to children and adults. Carlton Plumbing® is not responsible in any way for personal damages.