


Thank you for purchasing this quality product. Be sure to unpack carefully looking for small parts which may have come loose during shipment.

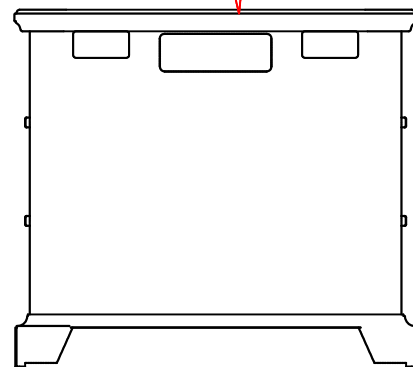

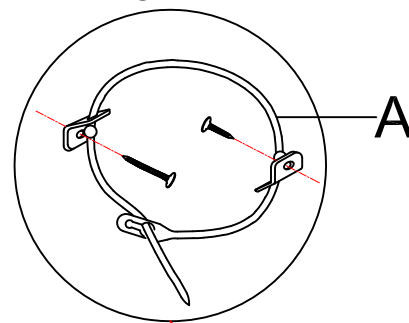
Read all instruction and study the drawing carefully before starting the assembly process.

## HARDWARE PACK

NO.	DRAWING	DESCRIPTION	SIZE	Q'TY
A		Anti - Tip Kit		1PC

### Tipping Restraint

Anti-tip kit is included for use. We recommend installing for safety reason.



### Step 1

Adjust Leveler if needed to level nightstand on uneven floor.

