







WUXGA Professional Installation Laser Projector

ZU606T-B

Optoma

Bright, compact and virtually maintenance-free



-  Bright 6,000 ANSI lumens and WUXGA resolution
-  4K UHD HDR input with HDMI 2.0 (HDCP 2.2)
-  DuraCore maintenance-free laser light source up to 30,000 hours of life
-  Vertical lens shift, 1.6x zoom and four corner correction
-  Integrated HDBaseT and variety of digital and analog I/O
-  360° and portrait mode operation

PRO|SCENE



WUXGA

WIDESCREEN
16:10
ENHANCED

Full 3D



Project beautiful WUXGA visuals that engage audiences with the 6,000 lumen Optoma ProScene ZU606T. A laser light source eliminates lamp and filter replacements for up to 30,000 hours of low-cost and virtually maintenance-free operation.

The compact size, low weight and quiet operation make it perfect for boardrooms, higher education, houses of worship and entertainment venues. Vertical lens shift, four corner correction, 360° and portrait mode operation enable flexible installations.

A variety of inputs, including HDMI and VGA, provide connectivity to high-quality 4K HDR digital video or legacy analog video sources while LAN and RS-232 enable control via Crestron, Extron, AMX, Telnet. Stereo speakers with 10W per channel provide rich audio for all-in-one applications, a 12V trigger output ensures compatibility with motorized screens.

CONNECTIVITY (May require optional accessories)



Computers



Smart Phones



Tablets



3D Blu-ray/DVD Players



Camcorders



Apple TV®



Chromecast™

WUXGA Professional Installation Laser Projector - ZU606T-B

OPTICAL/TECHNICAL SPECIFICATIONS

Display Technology	Texas Instruments™ 0.67" WUXGA DMD
Color Wheel	4 segment RGBY
Native Resolution	WUXGA
Maximum Resolution	HDMI 2.0: 4K UHD (3840 x 2160 @ 60Hz) 4K (4096 x 2160, 60Hz) HDMI 1.4: WUXGA (1920 x 1200)
Brightness	6,000 ANSI lumens
Contrast Ratio	300,000:1 (Extreme Black enabled) 2,000:1 full on/full off
Displayable Colors	1.07 billion
Lamp Life and Type*	Up to 30,000 hrs (Eco), 20,000 hrs (Normal)
Light Source Type*	Laser phosphor
Projection Method	360°, front, rear, ceiling mount, table top 360°: auto dims to 60%±5% in 195° - 345° orientation Portrait: auto dims to 90%±5%
Keystone Correction	±30° horizontal and vertical
Geometry	Four corner adjustment
Lens Shift	20% vertical
Uniformity	85%
Offset	100%
Aspect Ratio	16:10 (native), 16:9, 4:3 (compatible)
Throw Ratio	1.2-1.9:1
Projection Distance	4.3' - 32.8'
Image Size	32" - 302"
Projection Lens	F=2.3-3.0, f=18-28mm
Optical Zoom	1.6x
Digital Zoom	0.8 - 2.0x
Audio	2 x 10W (stereo)
Noise Level	32db
Remote Control	Full size remote with laser pointer
360° and Portrait mode operation†	Yes
Operating Temperature	41-104°F (5-40°C), 85% max humidity
Power Supply	AC input 100-240V, 50-60Hz, auto-switching
Power Consumption	Bright: 406W (typical), 467W (max) Eco: 188W (typical), 216W (max)
High Altitude	Operating temperature at sea level up to 10,000 feet = 104° F (max); Must manually switch to high altitude mode from 5,000 feet and above (using OSD menu) to maintain optimal functionality.

COMPATIBILITY SPECIFICATIONS

Computer Compatibility	VGA, SVGA, HDTV(720P), WXGA, WXGA+, SXGA, SXGA+, UXGA, HDTV(1080p), WUXGA, 4K UHD (24/30/50/60Hz), 4K (DCI) (24/30Hz)
Video Input Compatibility	PAL, SECAM, 576i/p, NTSC, 480i/p, HDTV 720p/1080i/1080p, 4K UHD 2160p (24/50/60 Hz)
3D Compatibility†	Supports all HDMI 1.4a mandatory 3D formats (Frame pack, side-by-side, top-bottom) and up converts frame rate from 60Hz to 120Hz or 24Hz to 144Hz (i.e. 60 or 72 frames per eye). 3D glasses are needed and sold separately. Refer to user manual for details.
Vertical Scan Rate	24 ~ 85 Hz (120Hz for 3D feature projector)
Horizontal Scan Rate	15.375 ~ 91.146 KHz
User Controls	Graphic user interface and on-screen menu in 27 languages
I/O Connection Ports	1x HDMI 2.0 (HDCP 2.2, MHL), 1x HDMI 1.4, 1x HDBaseT, 1x composite, 2x VGA, 1x S-video, 1x audio in, 1x mic/audio in, 1x USB-A (power), 1x VGA out (support VGA loop through to monitor) (monitor out), 1x audio out, 1x 12v trigger
Control	1x RJ-45, 1x RS-232C


PHYSICAL SPECIFICATIONS

Security	Kensington® lock port, password (OSD)
Weight	12.3 lbs
Dimensions (W x H x D)	14.7" x 4.6" x 11.9" (with feet)

*Light source life is dependent on brightness mode, display mode, usage, environmental conditions and more. Light source brightness can decrease over time.

†Watching 3D projection while wearing 3D glasses for an extended period of time may cause headaches or fatigue. If you experience a headache, fatigue or dizziness, stop viewing the 3D projection and rest.

*Portrait orientation must follow the recommended positions. Please consult the user manual for further information.



Warranty

3 Year parts and labor limited warranty on the projector with first year advance replacement, 5-year or 12,000 hour light source warranty (whichever comes first)

What's in the Box

ZU606T-B, AC power cable, remote control, batteries, quick start user manual

Accessories

Universal ceiling mount: BM-5001U
Remote (replacement): BR-3075W
4K UHD Casting and mirroring adapter: UHDCast Pro
QuickCast Pro 4K HDMI starter kit: QCP-SK-4K-HDMI (1 TX and 1 RX)
QuickCast Pro 4K HDMI starter kit: QCP-4K-KIT (2 TX, 1 RX, 1 Cradle)

UPC 796435 44 456 3

Optoma.com

Copyright © 2020 Optoma Technology, Inc. DLP® and the DLP logo are registered trademarks of Texas Instruments™. All other trademarks are the property of their respective owners. All specifications subject to change at any time. 05282020

