

Bar Graph Averaging

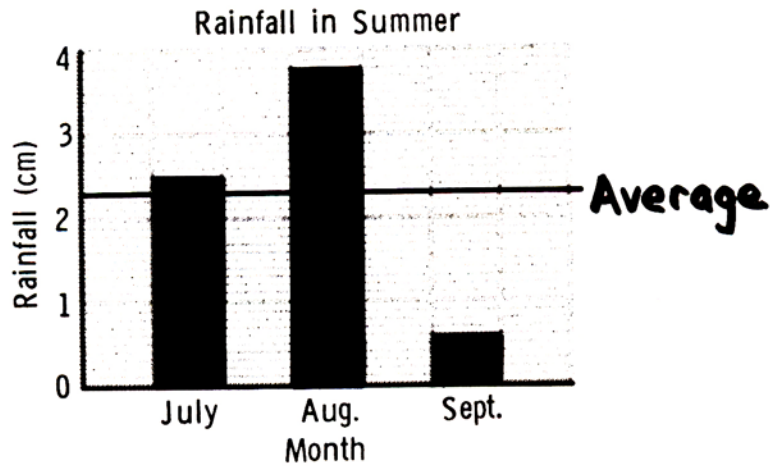
Graph the information in each problem. Add and divide to find the average. Then draw a line to show the average.

The rainfall for July, August and September was 2.5, 3.8 and 0.6 centimeters. What was the average rainfall?

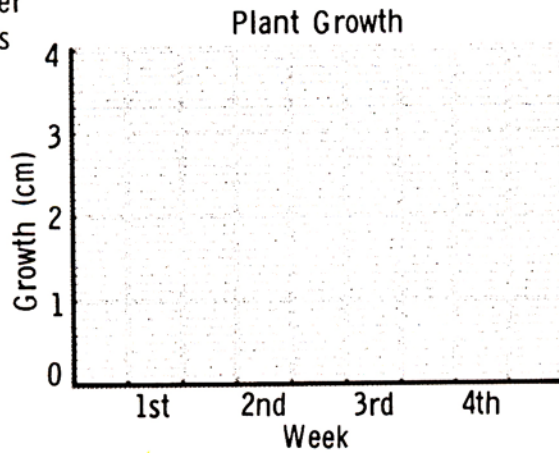


$$\begin{array}{r} 2.5 \\ 3.8 \\ +0.6 \\ \hline 6.9 \end{array}$$

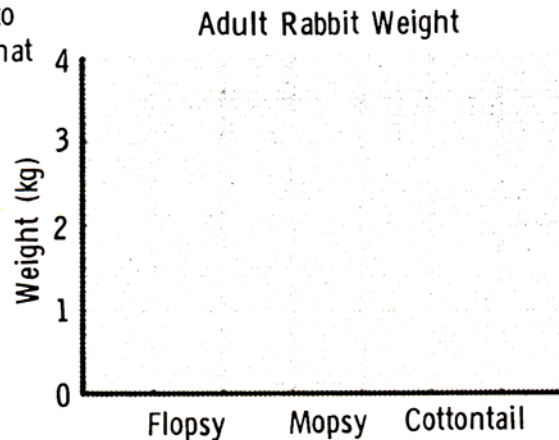
$$\begin{array}{r} 2.3 \\ 3 \overline{)6.9} \\ \underline{-6} \\ 09 \\ \underline{-9} \\ 0 \end{array}$$



Isabella is growing a bean plant for her science class. In the first four weeks it grew 0.9, 1.2, 1.9 and 1.6 cm. What was the average growth?



Flopsy, Mopsy and Cottontail grew up to weight 2.4, 3.7 and 2.3 kilograms. What is their average weight?



Averages in Sports

Linda is a basketball coach. Help her figure out the scoring averages for some of the players on her team.



Annabel played in 8 games. She scored 6, 11, 3, 1, 7, 13, 5, and 6 points. What was her average?

$$\begin{array}{r} 6 \\ 11 \\ 3 \\ 1 \\ 7 \\ 13 \\ 5 \\ + 6 \\ \hline 52 \end{array}$$
$$\begin{array}{r} 6.5 \\ 8 \overline{)52.0} \\ - 48 \\ \hline 40 \\ - 40 \\ \hline 0 \end{array}$$

Annabel averaged 6.5 points.

Liz played in only 4 games. She scored 14, 15, 9, and 16 points. What was her average?

Liz averaged _____ points.

Monica played in eight games. She scored 8, 7, 21, 12, 10, 13, 15, and 8 points. What was her average?

Monica averaged _____ points.

Betsy is very good at defense. She played in five games. She scored 2, 5, 4, 1, and 4 points. What was her average?

Betsy averaged _____ points.

Which player had the highest average? _____

Which player scored the most total points? _____

Which player scored the most points in one game? _____