








ASSEMBLY INSTRUCTION

Item: 6150-10049-85 Corner Desk Top

Setup Applications:(all not pictured below)

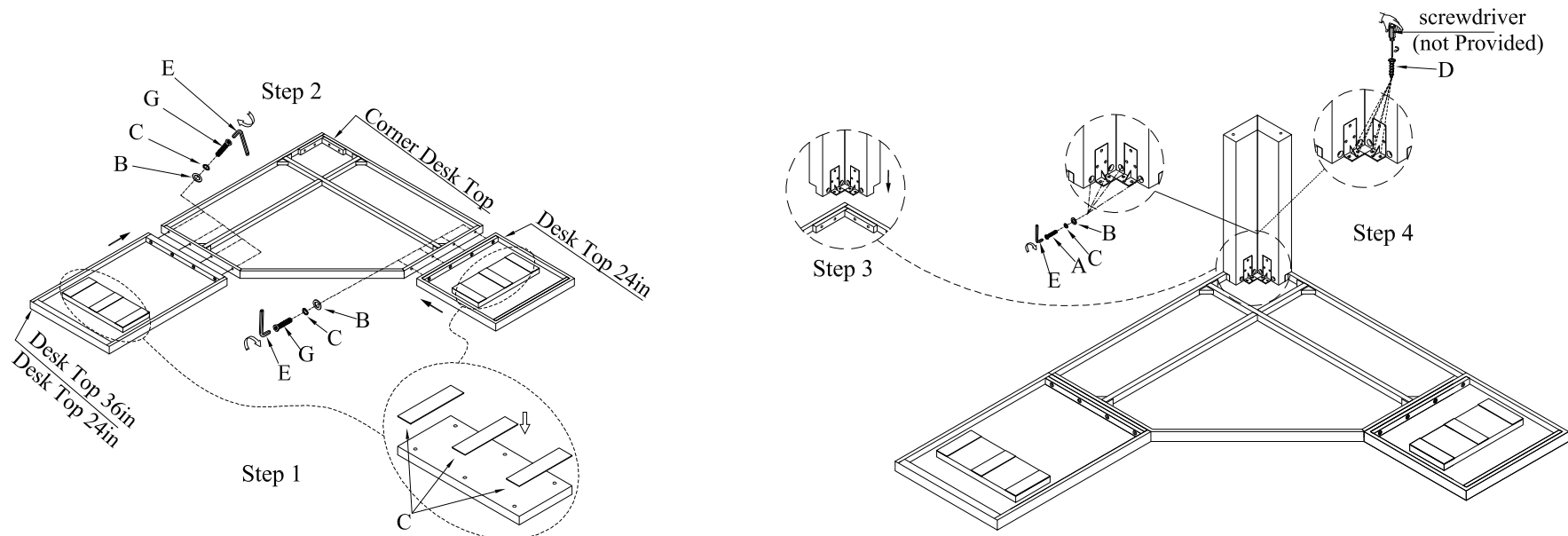
10933	10934	10935	10936	10937	10938
Includes:	Includes:	Includes:	Includes:	Includes:	Includes:
10024	10024	10024	10036	10036	10036
10036	10049	10036	10049	10049	10049
10049	10416	10049	10413	10413	10466
10413		10416	10466		
10416		10466			

HARDWARE PACK

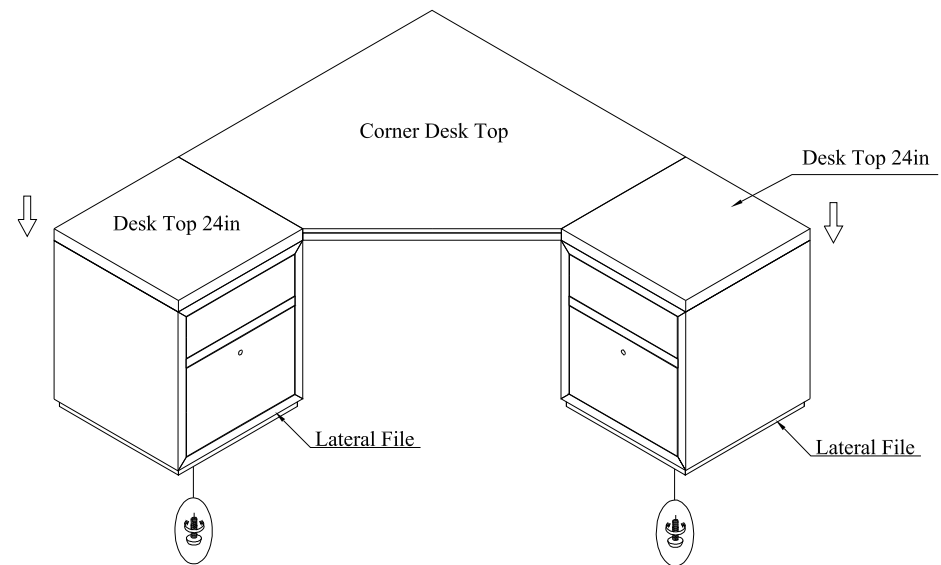
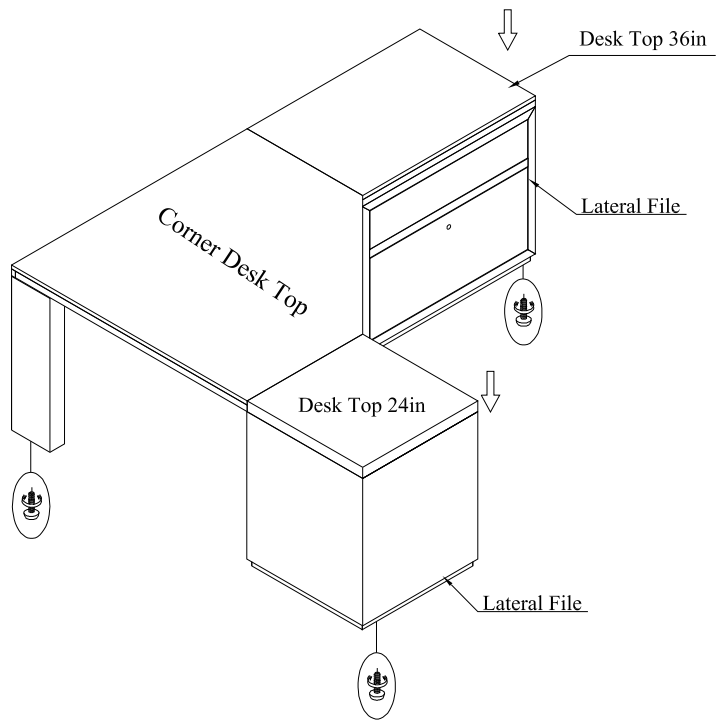
NO	DRAWING	DESCRIPTION	SIZE	Q'TY
A		Hexagonal Bolt	Ø1/4"*2"	4pcs
B		Flat Washer	Ø1/4"*16*2	12pcs
C		Lock Washer	Ø1/4"*12*3	12pcs
D		Screw	8#*3/4"	6pcs
E		Allen Wrench	4mm	1pc
F		Glass support 3M	205*50*2	6pcs
G		Hexagonal Bolt	Ø1/4"*2-1/2"	8pcs

Thank you for purchasing this quality product. Be sure to unpack carefully looking for small parts which may have come loose during shipment

Read all instructions and study the drawings carefully before starting the assembly process.



Adjust levelers if needed, to level case on uneven floor



Adjust levelers if needed, to level case on uneven floor