

FEATURES & SPECIFICATIONS

INTENDED USE — Built on the compact, low-profile Z strip channel, this LED strip offers long maintenance-free life, several color temperatures, lumen outputs and lengths. Ideal for new construction and retrofit applications in T8 lengths. Ideal for use in commercial, retail, office, warehouse, and display applications. **Certain airborne contaminants can diminish the integrity of acrylic and/or polycarbonate.** [Click here for Acrylic-Polycarbonate Compatibility table for suitable uses.](#)

CONSTRUCTION — Compact-design channel and cover are formed from code-gauge cold-rolled steel. Easy to install six-point row aligner included for continuous row mounting.

Finish: Paint options include high-gloss, baked white enamel (WH), galvanized (GALV), matte black (MB) and smoke gray (SKGY). After fabrication, five-stage iron phosphate pre-treatment ensures superior paint adhesion and rust resistance.

OPTICS — Replaceable diffuse lens eliminates pixelation and offers ingress protection from debris.

ELECTRICAL — Utilizes high-output LEDs integrated on a two-layer circuit board, ensuring cool-running operation. Optional internal pluggable wiring harness for reduced labor cost in row mounting applications (see PLR_ ordering information). Electronic LED driver is rated for 75 input watts maximum (see Operational Data on page 3 for actual wattage consumption), **multi-volt input and 0-10V dimming standard.** This fixture is designed to withstand a maximum line surge of 1.5KV AT 0.75KA combination wave for indoor locations, for applications requiring higher level of protection additional surge protection must be provided.

LEDs provide nominal 80CRI or 90CRI at 3000 K, 3500 K, 4000 K or 5000 K.

Lumen output up to 1,500 lumens per foot. Luminaire should be installed in applications where ambient temperatures do not exceed 86°F (30°C).

INSTALLATION — Fixture may be surface mounted (with or without ZSPRG hanger), pendant or stem mounted with appropriate mounting options. Six-point aligner locks in place for easy continuous row mounting.

LISTINGS — CSA certified to US and Canadian safety standards. For use in damp locations between -4°F (-20°C) and 86°F (30°C).

BUY AMERICAN ACT — Product with the BAA option is assembled in the USA and meets the Buy America(n) government procurement requirements under FAR, DFARS and DOT regulations. Please refer to www.acuitybrands.com/buy-american for additional information.

WARRANTY — 5-year limited warranty. This is the only warranty provided and no other statements in this specification sheet create any warranty of any kind. All other express and implied warranties are disclaimed. Complete warranty terms located at: www.acuitybrands.com/support/warranty/terms-and-conditions

Note: Actual performance may differ as a result of end-user environment and application. All values are design or typical values, measured under laboratory conditions at 25 °C. Specifications subject to change without notice.

| |
|----------------|
| Catalog Number |
| Notes |
| Type |



Architectural LED Striplight

ZL1F

24", 48" and 96" Lengths



A+ Capable Luminaire

This item is an A+ capable luminaire, which has been designed and tested to provide consistent color appearance and out-of-the-box control compatibility with simple commissioning.

- All configurations of this luminaire meet the Acuity Brands' specification for chromatic consistency
- This luminaire is part of an A+ Certified solution for nLight® or XPoint™ Wireless control networks marked by a shaded background*

To learn more about A+, visit www.acuitybrands.com/aplus.

*See ordering tree for details

ZL1F LED Striplight



A+ Capable options indicated by this color background.

ORDERING INFORMATION

Lead times will vary depending on options selected. Consult with your sales representative.

Example: ZL1F L48 3000LM MDD MVOLT 40K 80CRI WH

| Series | Length | Reflectors ¹ | Nominal lumens ² | Diffuser | Voltage | Color temperature |
|----------------------|---------|---|---|--------------------|--|--|
| ZL1F LED striplight | L24 24" | (blank) Less reflector SMR Symmetric | 1500LM 1,500 lumens 2250 LM 2,250 lumens 3000 LM 3000 lumens | MDD Medium diffuse | MVOLT 120-277V 120 120V 208 208V 240 240V 277 277V 347 347V ³ 480 480V ³ | 30K 3000 K 35K 3500 K 40K 4000 K 50K 5000 K |
| | L48 48" | (blank) Less reflector ASR Asymmetric SMR Symmetric | 3000LM 3,000 lumens 4500 LM 4500 lumens 6000 LM 6000 lumens | | | |
| TZL1F LED striplight | L96 96" | (blank) Less reflector SMR Symmetric | 6000LM 6,000 lumens 9000LM 9,000 lumens 12000LM 12,000 lumens | | | |

| Color rendering index | Options | Paint finish |
|------------------------------|--|--|
| 80CRI 80 CRI 90CRI 90 CRI | PLR Plug-in wiring ^{4,5} PLR1LVG Plug-in wiring-low voltage ^{4,5} E7W Emergency battery pack, 7W CA Title 20 Noncompliant ^{6,7} 2E7W Two Emergency battery packs, 7W CA Title 20 Noncompliant ^{6,7,8} E10WLCP Emergency battery pack, 10W Linear Constant Power, Certified in CA Title 20 MAEDBS ^{6,7} 2E10WLCP Two Emergency battery packs, 10W Linear Constant Power, Certified in CA Title 20 MAEDBS ^{6,7,8} E15WLCP Emergency battery pack, 15W Linear Constant Power, Certified in CA Title 20 MAEDBS ^{6,7,8} OUTEND Cord set to exit endplate of fixture BAA Buy America(n) Act Compliant | WH White GALV Galvanized MB Matte black SKGY Smoke gray |

Accessories: Order as separate catalog number.

| | |
|------------|---|
| HC36 M12 | Hanger chain, 36" (1 pair) |
| ZACVH M100 | Adjustable 10' aircraft cable with Y hanger (1 pair) |
| ZLANGBKT | Luma-Tilt™ angle bracket for shelf or ledge mounting only |
| ZSPRG J2 | Tong and T-grid hanger, for 15/16" T-grid (Order quantity required in multiples of 2) |
| SQ_ | Swivel stem hanger (specify length in 2" increments up to 48") |
| LSXR | Sensor Switch® LSXR occupancy sensor ⁴ |
| NPP16D | nLight® switching/dimming module |

Reflectors: Order as separate catalog number.

| | |
|------------------------|--|
| ZLR L24 SYM UPL WH | 24" symmetric reflector with uplight, white finish |
| ZLR L24 SYM WH | 24" symmetric reflector, white finish |
| ZLR L46 SYM UPL WH | 46" symmetric reflector with uplight, white finish |
| ZLR L46 SYM WH | 46" symmetric reflector, white finish |
| ZLR L48 ASY WH | 48" asymmetric reflector, white finish |
| ZLR L48 SYM UPL WH | 48" symmetric reflector with uplight, white finish |
| ZLR L48 SYM WH | 48" symmetric reflector, white finish |
| ZLR L92 SYM UPL WH | 92" symmetric reflector with uplight, white finish |
| ZLR L92 SYM WH | 92" symmetric reflector, white finish |
| ZLR L96 SYM UPL WH | 96" symmetric reflector with uplight, white finish |
| ZLR L96 SYM WH | 96" symmetric reflector, white finish |
| UNIVERSAL REFL ALIGNER | Universal reflector aligners, quantity 1 |

Notes

- Optional. Reflectors ship separately.
- See Operational Data on page 3 for actual lumens.
- Not available with L24, 24" fixture. 347V and 480V utilize a step-down transformer.
- See ordering information on page 5. When choosing sensor options and PLR configuration, contact factory representative.
- Not available with cordsets.
- Not available with L24, 24" fixture. See spec sheet PS1055LCP, PS1555LCP and PS750L for more information.
- Must specify voltage. 120, 208, 240, or 277V.
- Only available with the 8' (96") fixtures.
- Cordsets exit back of fixture unless OUTEND option is specified. Must specify voltage (not required when ordering CS93W). Not available with PLR option.

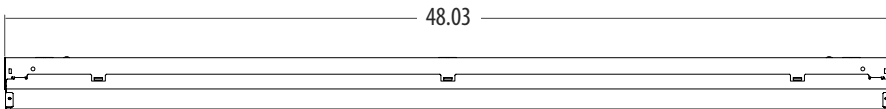
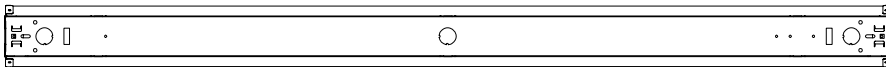
ZL1F LED Striplight

| OPERATIONAL DATA | | | | | | | | | | | | |
|------------------|-----------------------|-----------------|--|--------|--|--------|--|--------|--|--------|---------------------|--|
| | Nominal lumen package | Length (inches) | Delivered Lumens 3000K CCT @ 77°F (25°C) ambient temperature | | Delivered Lumens 3500K CCT @ 77°F (25°C) ambient temperature | | Delivered Lumens 4000K CCT @ 77°F (25°C) ambient temperature | | Delivered Lumens 5000K CCT @ 77°F (25°C) ambient temperature | | Wattage @ 120V/277V | Comparable Light Source |
| | | | 80 CRI | 90 CRI | 80 CRI | 90 CRI | 80 CRI | 90 CRI | 80 CRI | 90 CRI | | |
| Lensed | 1500LM | 24 | 1281 | 1045 | 1310 | 1081 | 1330 | 1102 | 1379 | 1126 | 15 | 1-lamp 17W T8 |
| | 2250LM | 24 | 1822 | 1486 | 1863 | 1538 | 1892 | 1567 | 1961 | 1602 | 19 | 1-lamp 17W T8 |
| | 3000LM | 24 | 2623 | 2139 | 2682 | 2214 | 2724 | 2256 | 2824 | 2306 | 30 | 1-lamp 17W T8 |
| | 3000LM | 48 | 2629 | 2144 | 2688 | 2219 | 2730 | 2261 | 2830 | 2311 | 30 | 1-lamp 17W T8 |
| | 4500LM | 48 | 3714 | 3028 | 3796 | 3134 | 3856 | 3193 | 3997 | 3264 | 39 | 1-lamp 32W T8, 1-lamp 54W T5H0, 50W HID |
| | 6000LM | 48 | 4976 | 4057 | 5087 | 4200 | 5166 | 4279 | 5357 | 4374 | 56 | 1-lamp 32W T8, 1-lamp 54W T5H0, 70W HID |
| | 6000LM | 96 | 5143 | 4193 | 5257 | 4340 | 5339 | 4422 | 5536 | 4520 | 56 | 2-lamp 32W T8, 1-lamp 54W T5H0, 70W HID |
| | 9000LM | 96 | 7226 | 5891 | 7387 | 6098 | 7502 | 6214 | 7778 | 6352 | 77 | 3-lamp 32W T8, 2-lamp 54W T5H0, 100W HID |
| | 12000LM | 96 | 10000 | 8153 | 10223 | 8439 | 10382 | 8599 | 10764 | 8790 | 114 | 4-lamp 32W T8, 2-lamp 54W T5H0, 100W HID |


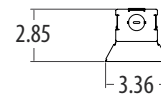
DIMENSIONS

All dimensions are shown in inches (centimeters) unless otherwise noted.
Specifications subject to change without notice.

| PALLET DIMENSIONS | | | |
|-------------------|--------------------|---------------------|---|
| Length | Approximate weight | Fixtures per pallet | Approximate pallet dimensions (L x W x H) |
| L24 | 9 lbs. | 96 | 46" X 51" X 32 5/16" |
| L48 | 18 lbs. | 48 | 46" X 51" X 32 5/16" |
| L96 | 35 lbs. | 48 | 46" X 98 1/2" X 32 1/16" |

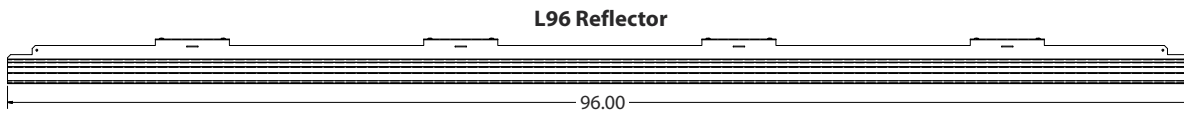
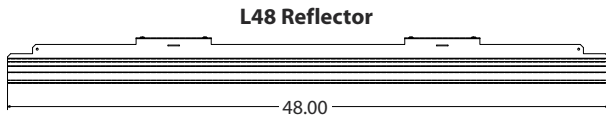
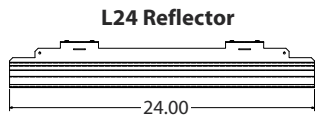


Knockout hole is .86in in diameter.



ZL1F LED Striplight

REFLECTORS (Optional)



PHOTOMETRICS

Please see www.lithonia.com

OPTIONS AND ACCESSORIES

The Z Series fixture offers numerous options for almost every electrical and optical component, including a long list of field-installable accessories.




HANGER CHAIN

36" chain with Y hanger.

Order as:

HC36




Z SPRING HANGER

Snap 'n' lock design requires no fasteners and can be used on T-grid ceiling or universal mounting systems.

Order as:

ZSPRG




ZACVH HANGER

10' Aircraft cable with Y hanger.

Order as:

ZACVH



ANGLE MOUNTING BRACKET

Luma-tilt™ angle bracket ships as a pair

Order as:

ZLANGBKT

ZL1F LED Striplight

PLUG-IN WIRING INFORMATION

Wiring

Advanced plug-in system with two-circuit capability. Available on industrial and strip products and a variety of architectural products mounted in continuous rows. PLR22 (2-circuit) and crossover harness switches hot circuit serving next fixture in row. Reduces fixture types on job for alternating circuit applications (see example below.)

Easy one-step installation, saves up to 35% on labor costs. Expanded switching flexibility helps save energy.

Rows can be 50% longer with two-circuit systems. Polarized, lock-together nylon connectors prevent miswiring in the field. #12 THHN conductor, rated 600V, 90°C. White neutral wire included. Grounding accomplished by fixture in-row connectors.

CSA certified systems available with up to 2 circuits. G ground required.

Not for use with dedicated emergency circuits.

Note: Specifications subject to change without notice.



PLR

Advanced 1 or 2-Circuit Plug-In

ORDERING INFORMATION

Lead times will vary depending on options selected. Consult with your sales representative.

| Series | Number of hot wires | Branch circuits | Dimming | Ground |
|--------|--------------------------------|--|------------------------|---------------------|
| PLR | (blank) Not required for PLR22 | <u>Circuits to which driver is connected</u> | LV Low-voltage dimming | G Ground (required) |
| PLR22 | 1 Black | (blank) Not required for PLR22 | | |
| | 2 Black and red | A Black wire | | |
| | | B Red wire | | |

Typical Applications

- Multiple-circuit and single-circuit for longer continuous rows
- Multiple-circuit with alternating fixtures on separate circuits and 2-circuit (PLR22)
- Multiple circuit with night-lights located along row as desired

LSXR PRODUCT INFORMATION

Passive Infrared Indoor Occupancy Sensor

A standard occupancy time delay is also present to ensure lights turn off (once minimum on timer has also elapsed) if no occupancy is detected.

This timer is factory set at 10 minutes to promote energy savings, but is adjustable between 30 seconds and 30 minutes. These adjustments may be done through the unit's push-button.

FEATURES

- Four interchangeable lenses - high mount 360°, low mount 360°, high mount aisleway, and small motion 360°.
- Integrated mounting bracket drops lens down 3" from chase nipple - no bracket accessory required.
- 100% digital PIR detection - provides excellent RF immunity

Note: Specifications subject to change without notice.



LSXR

Single Relay

sensorswitch

ORDERING INFORMATION

Lead times will vary depending on options selected. Consult with your sales representative.

Example: LSXR 10 ADC HVOLT 30M

| LSXR | | Lens option | | | | Dimming/photocell | |
|--------|--|-------------|---------------------|-----|--------------------------------------|-------------------|---|
| Series | | | | | | | |
| LSXR | Passive Infrared Indoor Occupancy Sensor | (blank) | No lens | 610 | High and low mount 360° | (blank) | None |
| | | 6 | High mount, 360° | 650 | High mount 360° and aisleway | HL | High/low occupancy operation |
| | | 10 | Low mount, 360° | 3PK | High and low mount 360° and aisleway | P | Switching photocell (on/off) |
| | | 50 | High mount aisleway | 4PK | All lenses | ADC | Dimming and switching photocell |
| | | 9 | Small motion, 360° | | | ANL | Dimming and switching photocell with high/low occupancy operation |

| Voltage | | Max dim level | | Min dim level | | Lead length | | Temp humidity | | Default time delay | |
|---------|---------------------|---------------|--------|---------------|----------------------------------|-------------|-----|---------------|-----------------|--------------------|--|
| (blank) | 120-277 VAC (MVOLT) | (blank) | 10 VDC | (blank) | Minimum dimming level of ballast | (blank) | 14" | (blank) | None | (blank) | 10 minutes (with minimum 15 minutes on time) |
| HVOLT | 347-480 VAC | 9H | 9 VDC | 1V | 1 VDC | 42L | 42" | LT | Low temperature | 5M | 5 minutes (LED only) |
| | | 8H | 8 VDC | 2V | 2 VDC | | | | | 15M | 15 minutes |
| | | 7H | 7 VDC | 3V | 3 VDC | | | | | 20M | 20 minutes |
| | | | | 4V | 4 VDC | | | | | 30M | 30 minutes |
| | | | | 5V | 5 VDC | | | | | | |
| | | | | 6V | 6 VDC | | | | | | |

For additional information see www.lithonia.com



ZL1F