



FABER-CASTELL®  
since 1761

6+

# RAINBOW VIBES

## Wall Art

*Tips for  
applying  
paint*



**WARNING:**

CHOKING HAZARD - Small parts.  
Not for Children under 3 years.



### Important Information about the Paint

- The paint included is a non-toxic, acrylic paint that dries permanently on most surfaces, so be careful!
- Cover your work surface and wear a smock or old clothes. This paint may stain fabrics and furniture. Clean up any spills immediately while the paint is still wet.
- Have water and paper towels handy for cleaning and drying your brush.
- Paint can settle and separate over time. Mix each color thoroughly before you begin painting. If the paint seems too thick, stir in a drop or two of water.
- Have a scrap piece of paper handy to use as a palette for mixing colors.



Refer to the samples on the box for inspiration or follow your own artistic imagination. It's up to you!

For full coverage, we recommend using two layers of paint for darker colors so the canvas doesn't peek through.




“Wet on wet” technique - this involves painting an area then adding a different color of paint while the first color is still wet. This creates a smooth gradient look.

“Wet on dry” technique - This requires painting one color first, letting it dry, then painting another color over top. This creates a more textured look.

Mixing colors is fun!

Check out the color chart below to learn which colors can be made by mixing. Purple pearlized paint is included in your kit. Try mixing with other colors or using on it's own to add shimmer to your art!



Blue + Green = Teal



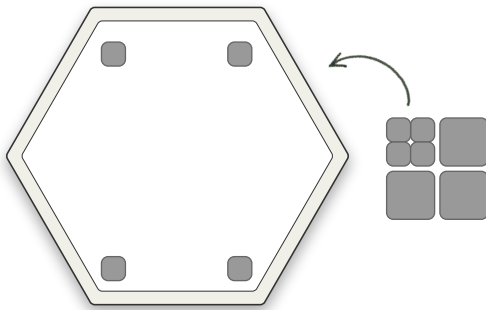
Blue + Violet = Blue Violet

Instructions:

Paint your canvases with the acrylic paints provided.

After paint is fully dry, add the holographic stickers & rhinestones to bling your painting!

Four squares of sticky tack are included, one for each canvas. Separate each square into four balls to place on the back of the canvas as shown. If removing sticky tack from your wall, gently roll the sticky tack into a ball so the surface of the wall isn't damaged.



© Faber-Castell USA, Inc.  
Cleveland, Ohio 44125  
[www.FaberCastell.com](http://www.FaberCastell.com)



Made in China  
Conforms to ASTM D-4236  
Non-toxic Safe for children

**Need Help?**

**Call:** 800-311-8684

**Email:** [Consumer@FaberCastell.com](mailto:Consumer@FaberCastell.com)

**Chat or view FAQs & INFO online:**

[www.fabercastell.com](http://www.fabercastell.com)

