



# Best Practice Wood Sports Floor Care

Safety ■ Protection ■ Appearance



The Official Floor Coating and Maintenance Products of NCAA Basketball.



The Official Sports Floor Care Provider of the Basketball Hall of Fame.



# Hillyard - First In Gym Finishes®

## Building on a Century of Innovation

Since the early 1900's, the Hillyard name has become synonymous with beautiful wood sports floors. When the company's founder, Newton S. Hillyard, first developed a finish to take the place of early oil dressings, the whole complexion of indoor sports changed for the better. Since that day, Hillyard has expanded its extensive research and development capabilities to maintain its leadership in wood gym floor care. Today, Hillyard continues to establish the standards of excellence for wood gym floor finishes and maintenance products.



## Hall of Fame Caliber Performance The Choice of Champions®

Hillyard wood sports floor coating systems meet the most demanding needs. Hillyard coatings are renowned for their durability and have become the choice for major tournament floors and even the Basketball Hall of Fame! Hillyard is also the official sports floor care provider to the Basketball Hall of Fame in Springfield, Massachusetts.

## Legendary Impact & Performance

Hillyard's impact on wood sports floor care is legendary. In the early years, today, and tomorrow, Hillyard's commitment to deliver proven sports floor care systems is unwavering.

Nowhere is this more evident than in the thousands of gyms that use Hillyard systems, and in Hillyard's corporate headquarters where an authentic copy of the first draft of the original rules of basketball is displayed proudly to serve as a constant reminder to deliver excellence. The original rules written by Dr. James A. Naismith on December 21st, 1891 was presented to the Hillyard Companies by Ian Naismith, grandson of the inventor of basketball.

## Developing Championship Products and Teams

Determined to develop the best products, Newton S. Hillyard erected a plant and office building in St. Joseph, Missouri that housed the largest wood gymnasium floor west of the Mississippi River. He used it as a test site to perfect new wood gym seals and finishes.

N.S. organized a company basketball team that, in the Hillyard tradition, was the best. They became the national A.A.U. champions for two years straight and earned Hillyard a permanent exhibit in the Basketball Hall of Fame in Springfield, Massachusetts.



# Successful Sports Floor Care

## It's About People, Process, and Product

**PEOPLE**  
Available FTE's  
Level of Expertise

**PROCESS**  
Procedures  
Frequency

**PRODUCT**  
Product Formulation  
Mechanization



### Building a Custom-Tailored Sports Floor Care Program

Ask your Hillyard Account Manager to perform a best practice sports floor and matting evaluation to assist you in building the right program for your facility.

## Trapping Soil, The First Line of Defense

Place 12 to 15 Feet of **CLEAN-IN-PLACE** Matting at the Entryways

Trap **85% of the SOIL**  
**BEFORE** it enters your facility!



### NO Street Shoes!

Street shoes track in dirt and debris that abrade and harm the finish. Some shoes have dirt and stones embedded in the soles that will do a lot of damage in short period of time!



Make Sure to Place Matting at All Entrances to Your Sports Floor!  
**Vacuum Daily**



**GATOR**  
Matting by HILLYARD



Scan Code  
More Info & Video!

# Selecting A Sports Floor Coating System

## Solvent-based or Water-based? Advantage Water!

### What's the Total Cost?

When determining total cost, price per gallon is just one factor. The value placed on the following factors will help determine the total cost.

- Health and environmental impact
- Time the floor is out of service
- Application experience required
- Time between sandings



### Color Differences

Water-based finishes leave the floor naturally clear looking, like the right side of this panel.

Solvent-based finishes tend to bring out the rich wood tones of a sports floor, like the left side of this panel.

Solvent

Water

### Odor

How odors affect workers and building occupants can be a factor when considering gym finish. During application, solvent-based finishes emit a strong solvent odor while water-based finishes do not.

### Dry Time

Faster dry times allow for the floor to be put back in service faster, minimizing downtime. Water-based finishes dry faster than solvent-based finishes.

### Volatile Organic Compounds - VOC's

Volatile organic compounds (VOC's) are emitted as gases from certain solids or liquids.

Low VOC finishes are better for the health and well-being of workers, building occupants, and the environment. Various states have adopted VOC regulations that exceed federal regulations at either the state or local level. Even if your state or local government has not enacted lower VOC regulations, selecting a low VOC finish is still a smart, environmentally preferred, choice.

### MAS Certified Green

MAS Certified Green is a registered trademark to delineate low VOC emitting products in the marketplace so that purchasers and specifiers of those products know that they can earn credits in sustainability programs like LEED and the California CHPS program.

Hillyard MAS Certified Green Products include:

- Trophy® H20
- 350 Gym Finish®
- Star®
- Icon®
- Court Guard®
- Reon®



## An Industry First From Hillyard!

### Green Seal Certified Wood Sports Floor Care

Green Seal® is the nation's premier ecolabel, symbolizing transparency, integrity, and proven environmental leadership. Green Seal develops life-cycle-based, multi-attribute standards and certifies products and services that can prove they meet our strict criteria for human health, reduced environmental impact, and excellent performance. Hillyard Green Seal Certified wood sports floor coatings:

- Icon® - Gym Finish
- Star® - Wood Seal

*This product meets Green Seal™ Standard GS-11 based on effective performance, minimized/ recycled packaging, and protective limits on VOCs and human toxicity.*



# Best Practice Wood Sports Floor Care

## Athlete SAFETY, Floor PROTECTION

## Maintain APPEARANCE

**DUST MOP and CLEAN**

Daily

PROTECT

Cotton Dust Mop  
Autoscrub  
Quick-Pass®

**SCRUB and RECOAT**

Annually

RENOVATE

Prep - Abrasion  
Apply  
New Finish

**CLEAN and APPLY**

As Planned

REVITALIZE

Deep Clean  
Apply Hillyard  
Recon®

### DUST MOP

**NO MICROFIBER!**



- Dust mop with a **TREATED COTTON** dust mop after every **2 HOURS** of use.
- Use Super Hil-Tone® to treat the dust mop the night before use, **NOT** right before use (0.5 - 1.0 ounce/lineal ft).
- Vacuum debris from dust mop after every use.

### AUTOSCRUB



- Autoscrub with a white pad. Or use a Quick-Pass® and a saturated towel.
- Use Hillyard Pre-Game® or Super Shine-All® as the cleaning solution.
- Super Shine-All aids in traction on the floor and is Green Seal certified.

### QUICK-PASS®



# Best Practice Floor Care Systems

## DUST <sup>MOP</sup> and CLEAN

Daily

Cotton Dust Mop  
Autoscrub  
Quick-Pass®

PROTECT

## Recommended Hillyard Products

| Cleaning Process    | Hillyard Best Practice Product               |
|---------------------|--|
| Dust Mopping        | Super Hil-Tone Dust Mop Treatment            |
| Automatic Scrubbing | Pre-Game or Super Shine-All with a White Pad |
| Quick-Pass Cleaning | Pre-Game or Super Shine-All                  |

## SCRUB and RECOAT

Annually

Prep - Abrasion  
Apply  
New Finish

RENOVATE

| Cleaning Process  | Hillyard Best Practice Product       |
|-------------------|--------------------------------------|
| Cleaning Solution | Pre-Game                             |
| Equipment         | Automatic Scrubber or FMD 20 Orbital |
| Pad               | 3M Surface Prep Pad                  |
| Finish Applicator | Multi-Flo XP or T-Bar                |
| Finish            | Preferred Hillyard Finish            |

## CLEAN and APPLY

As Planned

Deep Clean  
Apply Hillyard  
Recon®

REVITALIZE

| Cleaning Process  | Hillyard Best Practice Product       |
|-------------------|--------------------------------------|
| Cleaning Solution | Pre-Game                             |
| Equipment         | Automatic Scrubber or FMD 20 Orbital |
| Pad               | Glacier Pad                          |
| Finish Applicator | Multi-Flo XP or T-Bar                |
| Finish            | Recon                                |

**SCRUB and RECOAT**

Annually

Prep - Abrasion

Apply New Finish

RENOVATE

# Water-based Coatings

Step-by-step written and video procedures are available from Hillyard.



1

Inspect  
Pre-Clean  
Dust Mop



Remove Tape and Gum  
Use Treated Cotton Dust Mop

2

Clean  
and  
Abrade



Dry Abrade Prep or Wet Abrade Prep  
Dry Abrade with the Trident FMD 20 Orbital  
Wet Prep with Autoscrubber or FMD 20 Orbital  
Wet Prep = Less Dust

3

Rinse  
and  
Dry

4

Dry Tack  
and  
Apply Finish



The Multi-Flo® XP Lays Finish  
at 10,000 sq ft per Hour and  
Delivers a Consistent Film Build

5

Cure



Refer to Finish Label  
Instructions for  
Cure Times

## Recommended Gym Finishes



| SELECTION CRITERIA          | Diamond 1K          | Trophy H2O          | Icon                      |
|-----------------------------|---------------------|---------------------|---------------------------|
|                             | Skill Required      | Basic               | Advanced                  |
| Number of Components        | One                 | Two                 | Three                     |
| Solids                      | High (29%)          | Higher (36%)        | Highest (45%)             |
| Drying Time                 | 4-6 Hours           | 4-6 Hours           | 12 Hours                  |
| Ready For Play              | 72 Hours            | 72 Hours            | One Week                  |
| VOCs                        | Low (<250)          | Low (<250)          | Very Low (<150)           |
| Coverage                    | 500-600 sq ft / gal | 500-600 sq ft / gal | 500-600 sq ft / gal       |
| Number of Coats             | Two                 | One                 | One                       |
| <b>Recommended Sealer</b>   | <b>Court Guard</b>  | <b>Court Guard</b>  | <b>Court Guard</b>        |
| <b>Recommended Finish</b>   | <b>Diamond 1K</b>   | <b>Trophy H2O</b>   | <b>Icon</b>               |
| Green Seal Certified System | N/A                 | N/A                 | Icon Finish and Star Seal |

Icon meets Green Seal™ Standard GS-11 based on effective performance, minimized/recycled packaging, and protective limits on VOCs and human toxicity.

Always refer to label instructions

CLEAN and  
APPLY

As Planned

Deep Clean

Apply  
Hillyard Recon®

REVITALIZE

## Recon® - Revolutionary Sports Floor Care

Replace Your Annual Scrub and Recoat Program  
or Apply a Quick Mid-Season Tune-up

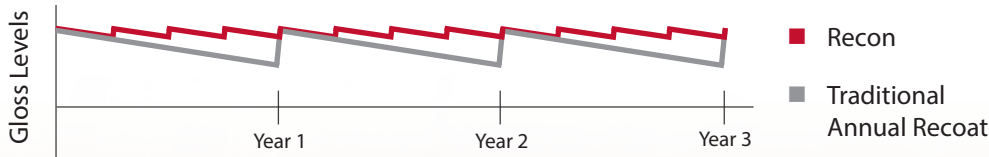


### Traditional Sports Floor Care - Annual Recoat

- Application takes more time, greater effort and skill, and the floor will be out of service for days.
- The result, shown in the graph below, is a wider variation in gloss and performance over time.

### The Recon Solution

- Clean, then apply a fast-drying coat of Recon Micro-layer Sports Floor Coating. Repeat 3-4 times per year.
- Realize a consistent, high level of gloss and performance, less down time.



2-Component  
Cross-linked Formulation  
Enhanced Durability



Ultra-thin Profile  
Easily Stack Multiple Coats Throughout the Year  
Coat the Whole Floor, Playing Surface, or Sections

Recon - Micro-Layer Sports Floor Coating

Existing Sports Floor Coating



Clean



Apply



Dry In  
One Hour



Play The  
Next Day

## It's Time to Recon It!

Sports floors take a beating! Constant play, street shoes, grit, and grime all take a toll on your sports floor. Compounding the problem, many gyms have become the 24/7 community centers with meetings, assemblies, and ceremonies that wear on a sports floor finish. Over time, even with the best coating and maintenance program, your floor loses its high gloss and tight, "shoe squeak" performance.



Until now, an annual recoat was the only solution to gain back new floor gloss and performance. The reality is, while beneficial, recoating is hard work. It takes a lot of time, effort, and skill to perform. There is cleaning, abrading, tacking, coating, drying and curing. Your sports floor is down for 4 or 5 days at a time. That's why recoats are mostly done once a year. Gloss and performance is boosted, then it begins to decline until the next annual maintenance procedure. We call this the roller coaster effect of traditional sports floor maintenance.

Recon is a revolutionary system that can eliminate the roller coaster effect of annual sports floor maintenance, or deliver new floor gloss and performance anytime you need it - for example, right before a mid-season tournament. Recon is a specially formulated, high-performance, high gloss, micro-layer sports floor coating that stands up to the rigors of athletic competition. Applying Recon takes just a little more time than a routine cleaning. A simple prep, apply, and dry process has your newly coated sports floor ready for play the next day!

With its micro-layer technology and easy application, Recon can be applied multiple times throughout the year, keeping your sports floor looking great and performing well all the time! Keep high gloss and performance year round with Recon by Hillyard, the leaders in sports floor care technology!





## Gym Finishes

|               | Name                           | 1-Gallon <sup>a</sup>   | 1.5 Gallon | 5-Gallon                |
|---------------|--------------------------------|---|------------|-------------------------|
| WATER-BASED   | Trophy® H2O                    |   | HIL0027635 | HIL0027607 <sup>d</sup> |
|               | 1907® Gym Finish               |  HIL0028006              |            | HIL0028072              |
|               | Icon®                          |  HIL0027406 <sup>c</sup> |            | HIL0027407 <sup>c</sup> |
|               | Diamond 1K                     | HIL0027506  |            | HIL0027572              |
| SOLVENT-BASED | 275 Gym Finish™                |   |            | HIL0025907              |
|               | 350 Gym Finish®                |   |            | HIL0026007              |
|               | 450 Gym Finish®                |   |            | HIL0028407              |
|               | Gold Medalist® Wood Gym Finish |   |            | HIL0028507              |

a. 1-Gallon: Water-based is packed 4/cs. b. Comes packed in 5-gallon bag-in-box packaging.  
c. Packed as 3-part kits that require on-site mixing. d. Requires HIL0075637 cross linker sold separately.

## Gym Seals & Primers

| Name                     | Base  | 1 - Gallon | 5-Gallon                |
|--------------------------|---|------------|-------------------------|
| Star®                    |  Water | HIL0028106 | HIL0028107 <sup>b</sup> |
| Court Guard®             |  Water | HIL0033406 | HIL0033472              |
| 350 Wood Seal™           | Solvent   |            | HIL0032507              |
| Gold Medalist® Wood Seal | Solvent   |            | HIL0032607              |



## Cleaners & Dust Mop Treatment

### Super Shine-All®



Certified Kosher

Concentrated, neutral pH formula won't harm your floor finish. Perfect for cleaning coated wood sports floors. Protective sheen helps preserve, protect, and aid in traction. Excellent choice for damp mopping and autoscrubbing.

Dilution Rate: 1:128 - 1:42



| Item       | Pack                    |
|------------|-------------------------|
| HIL0014004 | 12 - 1 Quart Bottles    |
| HIL0014006 | 4 - 1 Gallon Containers |
| HIL0014007 | 1 - 5 Gallon Bag-In-Box |
| HIL0014009 | 1 - 55 Gallon Drum      |
| HIL0014011 | 1 - 275 Gallon Tote     |

### Arsenal® System

Dilution Rate: 1:128



| Item       | Pack                |
|------------|---------------------|
| HIL0080825 | 4 - 2.5L Containers |
| HIL0080892 | 72 - 2 oz Packets   |
| HIL0080894 | 36 - 4 oz Packets   |

### Pre-Game®

A water-based formulation designed for scrubbing a wood floor in preparation for coating and tacking between coats of wood seals and finishes. Pre-Game helps remove dust, dirt, and other contaminants in preparation for coating. Tacking with Pre-Game helps ensure a clean surface for coatings to bond with. Dilution rate: 1:4.



| Item       | Pack                    |
|------------|-------------------------|
| HIL0045606 | 4 - 1 Gallon Containers |

### Super Hil-Tone®

A high-quality dust mop treatment formulated to clean and protect seals and finishes. Daily dust mopping with Super Hil-Tone increases the life and beauty of your floors by reducing the abrasive effects of tracked in dirt. Treatment with Super Hil-Tone provides excellent resistance to black heel marks, scuffing, and scratching. RTU.



| Item       | Pack                    |
|------------|-------------------------|
| HIL0021506 | 4 - 1 Gallon Containers |
| HIL0021507 | 1 - 5 Gallon Bag-In-Box |
| HIL0021509 | 1 - 55 Gallon Drum      |
| HIL0101604 | 12 - 1 Quart Bottles    |

### Tack-It®

A special RTU water-based formulation designed for tacking between coats of wood seals and finishes. Tack-It® removes dust and dirt that may have settled on the floor and ensures a clean surface for coating to bond with.



| Item       | Pack                    |
|------------|-------------------------|
| HIL0045806 | 4 - 1 Gallon Containers |
| HIL0045807 | 1 - 5 Gallon Bag-In-Box |

### Kleen-Up Solvent®

A special blend of highly refined solvents designed for tack ragging raw wood or between coats of seal and finish. It removes dust and dirt which may have settled on the surface and helps ensure good adhesion between coats. It is also perfect for cleaning tools and equipment used to apply solvent-based waxes, seals, and finishes.



| Item       | Pack                    |
|------------|-------------------------|
| HIL0043706 | 6 - 1 Gallon Containers |
| HIL0043707 | 1 - 5 Gallon Pail       |