




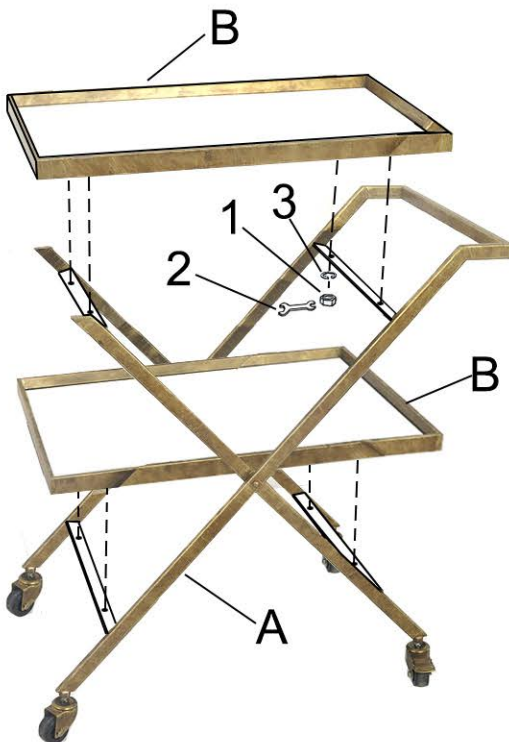
ASSEMBLY INSTRUCTIONS

Parts required

1		Nut	Φ6MM	8pcs
2		Wrench		1pc
3		Lock washer	Φ6MM	8pcs

A		1pc
B		2pcs

1.



2.

