

NOTES: UNLESS OTHERWISE SPECIFIED

1. MATERIAL SPECIFICATIONS:

RETAINING RING: STAINLESS STEEL
 GASKET: SILICON RUBBER
 INSULATOR: TEFLON
 ALL OTHER METAL PARTS: BRASS

2. FINISH SPECIFICATIONS:

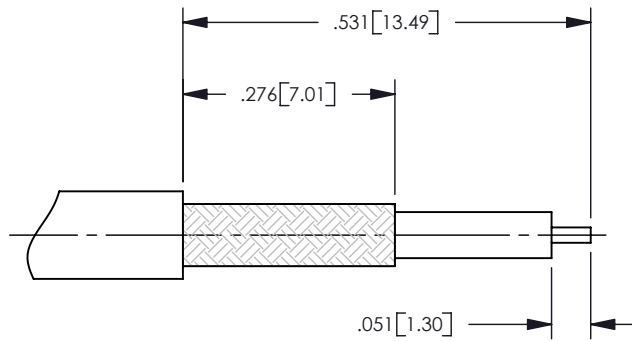
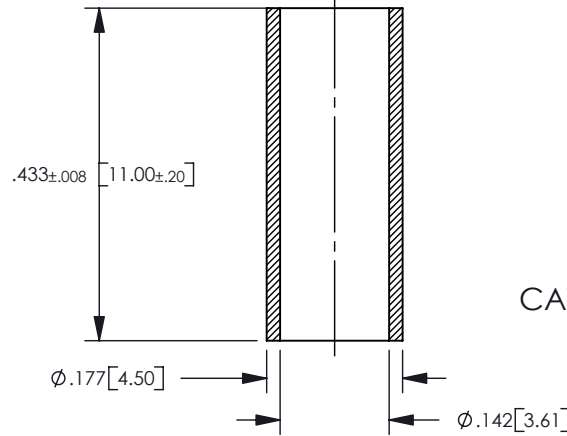
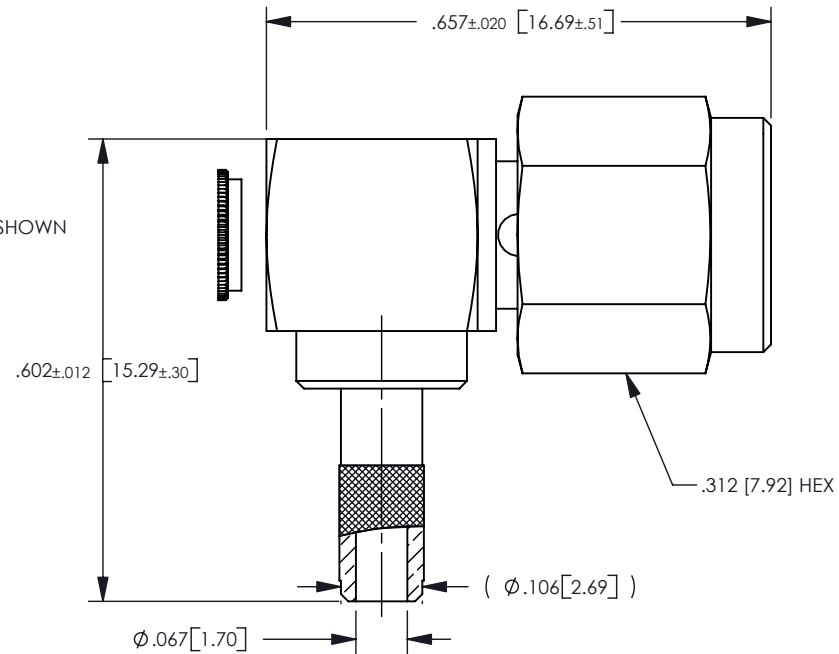
CENTER CONTACT: .000050 MIN GOLD OVER NICKEL
 ALL OTHER METAL PARTS: TRI-METAL PLATE

3. FOR USE WITH RG-316 DOUBLE SHIELDED CABLE OR EQUIVALENT.

4. FOR CABLING PROCEDURE, USE CAP CM-06 WITH TRIMMING DIMENSIONS SHOWN

5. CRIMP FERRULE USING .151 HEX DIE

REV	DESCRIPTION	BY DATE	APPD
D	ECR-ER1222	PSM 08/29/06	RAF



CABLE TRIMMING DIMENSIONS

CATALOG P/N: 352-900-0631Y

PER ASME Y14.5M-1994
 UNLESS OTHERWISE SPECIFIED:
 DIMENSIONS ARE IN INCHES [MM]
 TOLERANCES:
 DECIMAL: .XX [X.X] ± .01 [0.3]
 .XXX [X.XX] ± .005 [0.13]
 .XXXX [X.XXX] ± .XXXX
 ANGLES: ± 2°
 SCALE: 4:1



Winchester Electronics Corporation
 62 Barnes Industrial Road North
 Wallingford, Connecticut 06492

CUSTOMER DRAWING



SMA RIGHT ANGLE PLUG

DRAWN	DATE	APPROVED	DATE
MJF	09/05/01	KJT	09/05/01
APPROVED	DATE	APPROVED	DATE
JED	09/05/01	JED	09/05/01

A SD352-900-0631Y SHT 1 OF 1 REV D