

PARTS LIST / LISTE DES PIÈCES / LISTA DE PIEZAS
 ITEM NO. / NO D'ARTICLE / ARTICULO NO. : P361305
 DESCRIPTION / LA DESCRIPTION / DESCRIPCIÓN : CURIO / VITRINE / VITRINA

A WARNING

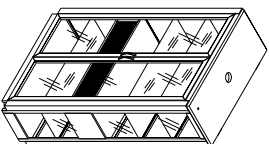
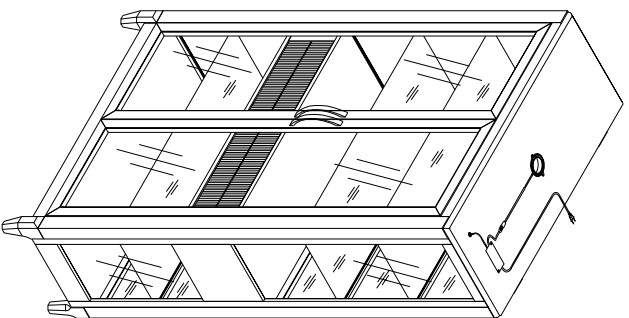




Children have died from furniture tipover. To reduce the risk of furniture tipover:

- **NEVER** put a TV on this product.
- **NEVER** allow children to stand, climb or hang on drawers, doors, or shelves.
- **NEVER** open more than one drawer at a time.
- Place heaviest items in the lowest drawers.

This is a permanent label. Do not remove!



A

- x1 Curio China
- x1 Armoire vitrée
- x1 Vitrina



B

- x1 Front leg (Left) *
- x1 Patte avant (Gauche)
- x1 Pata delantera (Izquierda)



C

- x1 Front leg (Right) *
- x1 Patte avant (Droite)
- x1 Pata delantera (Derecha)



D

- x1 Back leg (left) *
- x1 Patte arrière (gauche)
- x1 Pata trasera (Izquierda)



E

- x1 Back leg (right) *
- x1 Patte arrière (droite)
- x1 Pata trasera (derecha)



F

- x8 Flat Washer Ø5/16" x19x2mm *
- x8 Rondelle plate Ø5/16" x19x2mm
- x8 Arandela plana Ø5/16" x19x2mm



G

- x8 Lock washer Ø5/16" *
- x8 Rondelle de blocage Ø5/16"
- x8 Arandela de Seguridad Ø5/16"



H

- x8 Hex nut Ø5/16" *
- x8 Etrou hexagonal Ø5/16"
- x8 Tuerca hexagona Ø5/16"



I

- x1 Open Wrench Ø5/16" *
- x1 Clé à fourche Ø5/16"
- x1 Llave de boca Ø5/16"



J

- x6 Shelf supports *
- x6 Supports Pour Tablette
- x6 Soporte De Las Repisas



K

- x6 Glass support *
- x6 Support de verre
- x6 Soporte de vidrio

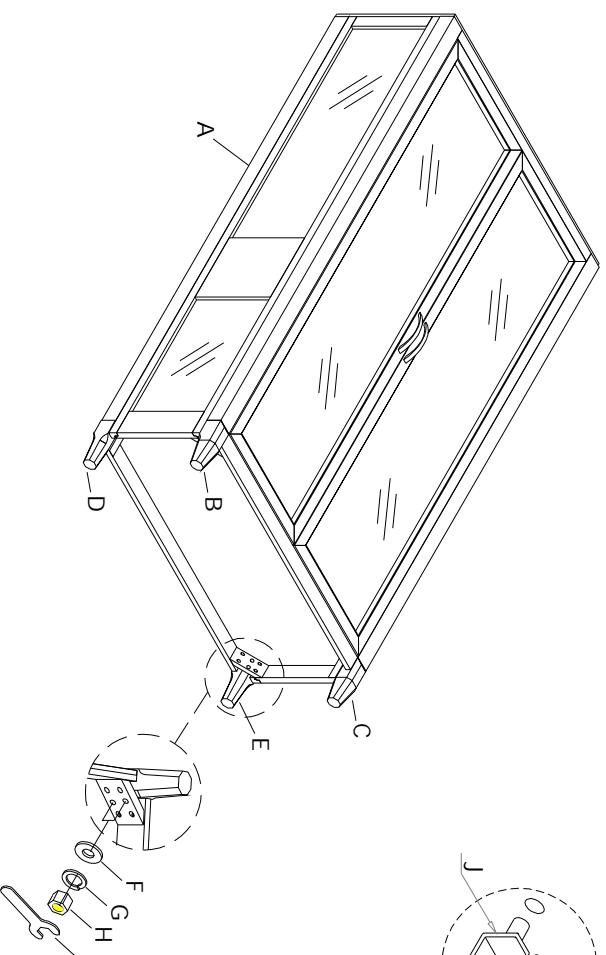
L

- x1 Furniture Tipping Restraint *
- x1 Systeme antibasculement
- x1 Control para evitar vultcos

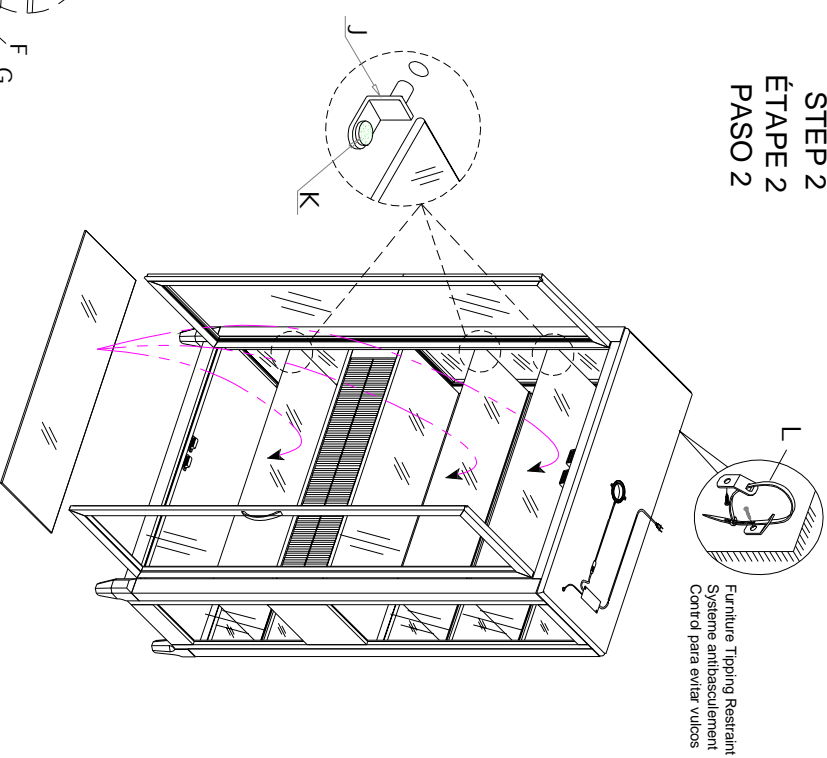
* Replaceable Part

A WARNING	<p>Children have died from furniture tipover. To reduce the risk of furniture tipover:</p> <ul style="list-style-type: none"> • NEVER put a TV on this product. • NEVER allow children to stand, climb or hang on drawers, doors, or shelves. • NEVER open more than one drawer at a time. • Place heaviest items in the lowest drawers. <p>This is a permanent label. Do not remove!</p>
	

**STEP 1
ÉTAPE 1
PASO 1**



**STEP 2
ÉTAPE 2
PASO 2**



* Replaceable Part

REPLACEABLE PART / PARTIE REMPLAÇABLE / PARTE REEMPLAZABLE

ITEM NO./ NO D'ARTICLE/ ARTICULO NO. : P361305

DESCRIPTION/ LA DESCRIPTION / DESCRIPCIÓN : CURIO/ VITRINE/ VITRINA

⚠ **WARNING**

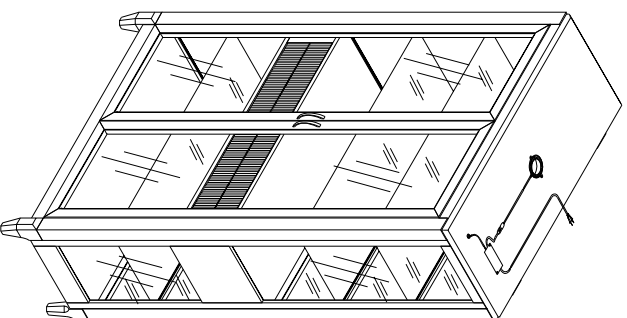









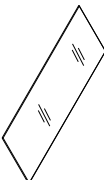







Children have died from furniture tipover. To reduce the risk of furniture tipover:

- NEVER put a TV on this product.
- NEVER allow children to stand, climb or hang on drawers, doors, or shelves.
- NEVER open more than one drawer at a time.
- Place heaviest items in the lowest drawers.

This is a permanent label. Do not remove!





- | | | | |
|---|--|--|--|
| <p>x2 RC-WH-NAIL - White Plastic Nail
Clou en plastique
Clavo de plástico</p>  | <p>x4 RP361305-PULL - Pull with Screw
Poignée + vis
Tirador + Tornillo</p>  | <p>x6 RP361305-SUPP- Shelf Support
Supports Pour
Tablette Soporté De Las Repisas</p>  | <p>x1 RP361305-LIGHT - Light
Luminaire
Lámpara</p>  |
| <p>x2 RC-FG-WHITE-White Leveler
Patin réglable
Nivelador</p>  | <p>x2 RP361305-PULL-D- Door Pull with Screw
Poignée + vis
Tirador + Tornillo</p>  | <p>x1 RP361305-DG-Drawer Glide
Glissière
Carril de deslizamiento</p>  | <p>x3 RP361305-GLASS-GLASS Shelf
Étagère latéral
Estante lateral</p>  |
| <p>x1 RC-ANTI-TIP- Anti-tipping Restraint
Système antibasculement
Control para evitar vaticos</p>  | <p>x1 RP361305-BLEGR-BACK LEG-Right
Jambes
Pernas</p>  | <p>x1 RP361305-FLEGL-FRONT LEG-Right
Jambes
Pernas</p>  | <p>x1 RP361305-BLEGL-BACK LEG-Left
Jambes
Pernas</p>  |
| <p>x1 RP361305-FLEGL-FRONT LEG-Left
Jambes
Pernas</p>  | <p>x1 RP361305-FLEGR-FRONT LEG-Right
Jambes
Pernas</p>  | <p>x1 RP361305-FLEGL-FRONT LEG-Left
Jambes
Pernas</p>  | |

*** Replaceable Part**

Protect Your Wood or Laminate Flooring

* This statement applies to any floor without carpet.

If not careful, all furniture including upholstery and case pieces can scratch, scuff and even gouge floors. The recommendation is to have felt, rubber pads or area rugs under furniture on flooring without carpet.

Moving your furniture

Pushing and dragging furniture over floor without carpet can lead to scratches and scuffs. Have someone help when moving the larger pieces of furniture by lifting, try using a dolly or moving pads.

Felt and rubber pads

Applying furniture pads to the feet of furniture helps cushion contact points. Furniture pads can be found at local hardware stores. Felt pads slide easily across the floor, making them ideal for dining chairs and other pieces that move with use. Rubber pads will help furniture stay in place and are perfect for larger pieces, like sofas and loveseats.

Area rugs and rug pads

Using an are rug under furniture is another way to protect your floor from scratches and scuff marks. A rug pad under the area rug will provide extra cushion and added protection.

* *Reproachable Part*