





ASSEMBLY INSTRUCTION

ITEM: 6900-75510-89 Upholstered Side Chair




Thank you for purchasing this quality product. Be sure to unpack carefully looking for small parts which may have come loose during shipment.

Read all instruction and study the drawing carefully before starting the assembly process.

HARDWARE PACK

NO.	DRAWING	DESCRIPTION	SIZE	QTY
A		Nut	$\frac{5}{16}$ "x12	8pcs
B		Flat washer	$\frac{5}{16}$ "x19x2	8pcs
C		Lock washer	$\frac{5}{16}$ "x12x3	8pcs
D		Wrench	12mm	1pc

PART LIST

NO.	DRAWING	DESCRIPTION	QTY
①		Chair	1pc
②		Front leg	2pcs
③		Back leg	2pcs

