

Scrubbing machine

EN SPARE PARTS CATALOGUE
FR CATALOGUE DE PIECES DETACHEES
ES CATALOGO PIEZAS DE REPUESTO



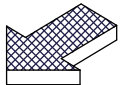
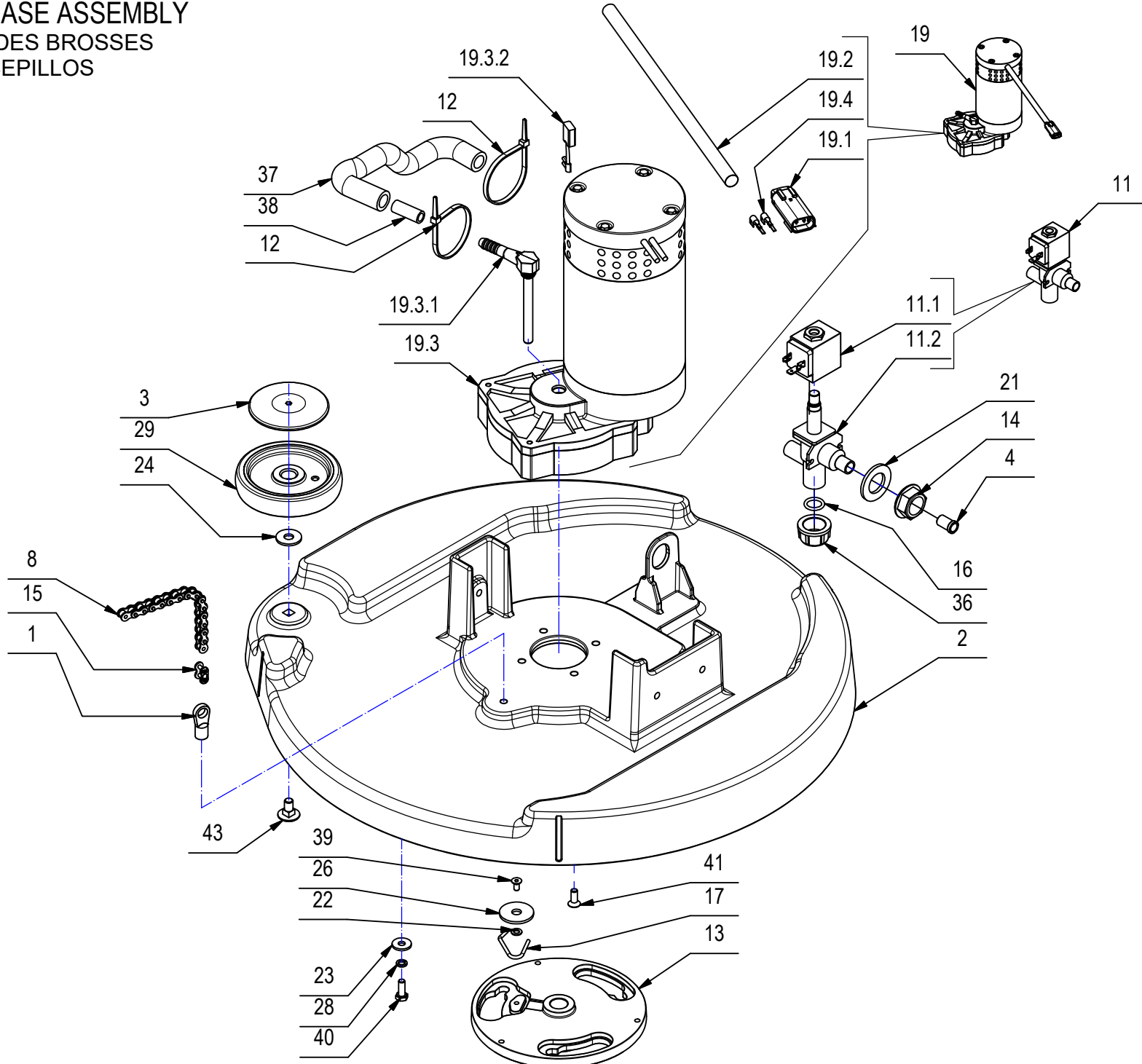
by HILLYARD



SUMMARY

SUMMARY	3
INTRODUCTION	6
BRUSHES BASE ASSEMBLY	12
SQUEEGEE ASSEMBLY	16
SQUEEGEE SUPPORT ASSEMBLY	18
BODYWORK ASSEMBLY	20
STEERING-STEERING-LEVER CONTROL ASSEMBLY (→218014232)	26
<i>PREASSEMBLY OF THE CONTROL HANDLEBAR (→218014232)</i>	<i>30</i>
<i>FRONT WHEEL PREASSEMBLY</i>	<i>32</i>
STEERING-STEERING-LEVER CONTROL ASSEMBLY (218014233→)	34
<i>PREASSEMBLY OF THE CONTROL HANDLEBAR (218014233→)</i>	<i>38</i>
<i>FRONT WHEEL PREASSEMBLY</i>	<i>40</i>
GROUP OF TANKS AND ACCESSORIES (→218014232)	42
<i>SOLUTION TANK ASSEMBLY (→218014232)</i>	<i>46</i>
<i>RECOVERY TANK ASSEMBLY (→218014232)</i>	<i>48</i>
GROUP OF TANKS AND ACCESSORIES (218014233→)	52
<i>SOLUTION TANK ASSEMBLY (218014233→)</i>	<i>60</i>
<i>RECOVERY TANK ASSEMBLY (218014233→)</i>	<i>62</i>
WATER UNIT (→218014232)	66
WATER UNIT (218014233→)	68
ELECTRIC COMPONENTS ASSEMBLY (→218014232)	70
ELECTRIC COMPONENTS ASSEMBLY (218014233→)	72
BATTERY CHARGER GROUP	74
FLASHING PRE-ASSEMBLY	76
AUTOMATIC MANAGEMENT OF THE FLEET	78
GROUP DECAL	80
447726: BATTERY CABLE (ANE3 M8)	81
438329: LOOP CABLE WITH FUSE	82
449882: MAIN CABLE LINE (→220025929)	83
453415: MAIN CABLE LINE (220025930→)	84
436268: HANDLEBAR CABLE	85
441809: CABLE LINE AUTOMATIC FLEET MANAGEMENT (HFM)	86
436427: FLASHING CABLE	87
421360: BATTERY CHARGER POWER CABLE (CB)	88
441812_CABLE RFID	89

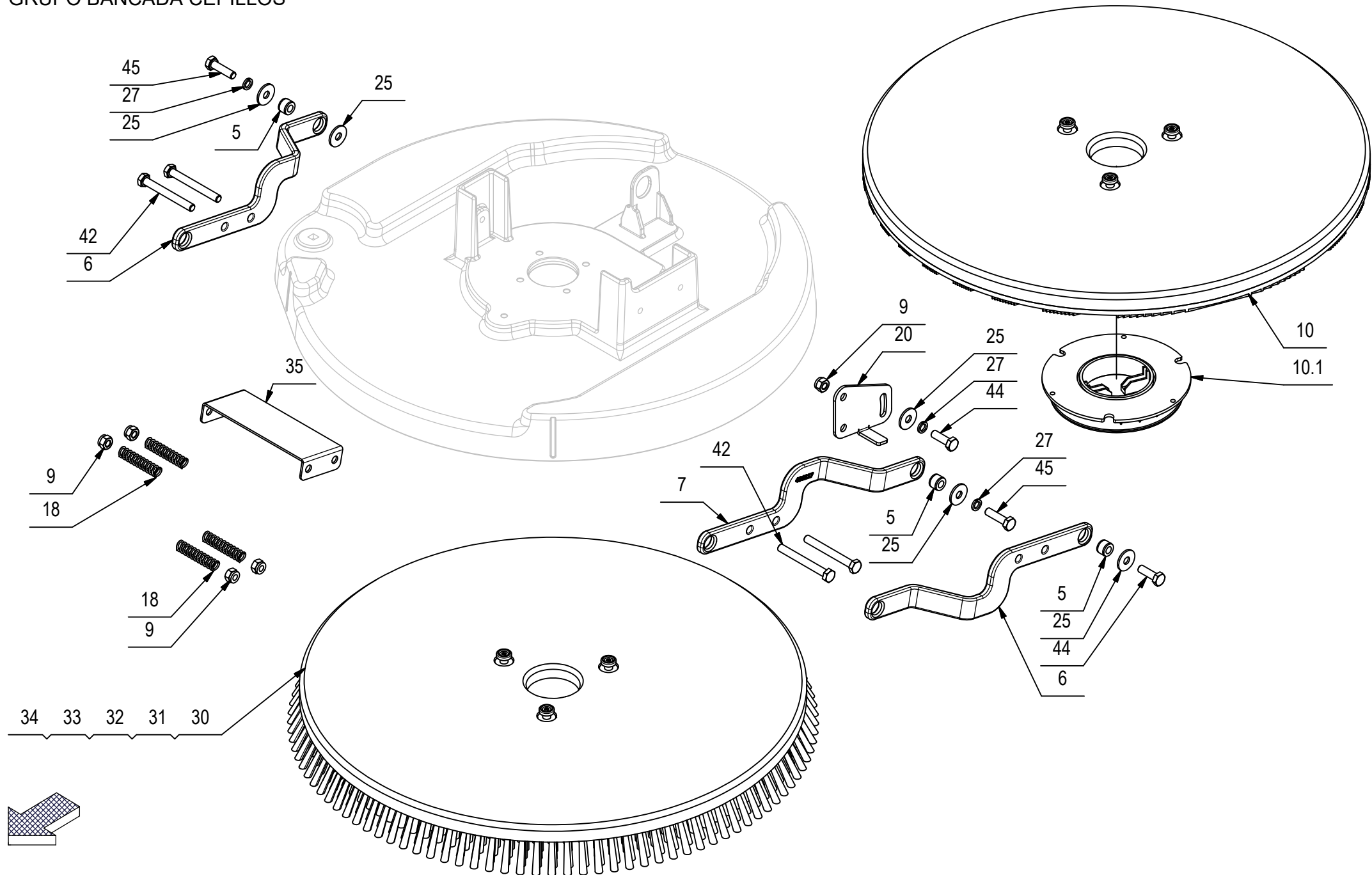
CR-01 BRUSHES BASE ASSEMBLY
GROUPE PLATEAU DES BROSSES
GRUPO BANCADA CEPILLOS



CR-01 BRUSHES BASE ASSEMBLY

-	POS.	TECHNICAL NEWS	SERIAL NUMBER	CODICE	QTÀ	DESCRIZIONE	DENOMINATION	DESCRIPTION	DESCRIPCION
	1			436192	1	ATTACCO AD OCCHIELLO M6 d=10,1 TIPO 132	COUPLING	ATTAQUE	ACOPLAMIENTO
	2			436118	1	BASAMENTO	BRUSH BASE	EMBASE DE BROSSSE	BANCADA CEPILLO
	3			436119	1	BOCCOLA COPERTURA RUOTINA BASAMENTO	BUSHING	BAGUE	CASQUILLO
	4	10094398-AA	220000639→	449098	1	BOCCOLA D=12-10,3 d=8,5 S=18 X5CrNi18-10	BUSHING	BAGUE	CASQUILLO
	8			436263	1	CATENA A RULLI ISO 06B - 3/8" - 15 PASSI	CHAIN	CHAINE	CADENA
↓	11			407887	1	ELETTROVALVOLA COMPLETA 24V 1/2" ACL 3	SOLENOID VALVE	ELECTROVANNE	ELECTROVALVULA
↑	11.1			407866	1	BOBINA 24V 1/2 (PER ACL 407887)	COIL	BOBINE	BOBINA
↑	11.2			407859	1	CORPO ELETTROVALVOLA 1/2- V.24/36 (ACL)	SOLENOID VALVE BODY	CORPS D'ELECTROVANNE	CUERPO ELECTROVALVULA
	12			410277	2	FASCETTA PLASTICA 4.5X200	CLAMP	COLLIER	ABRAZADERA
	13			441826	1	FLANGIA BASAMENTO	FLANGE	FLASQUE	BRIDA
	14			410442	1	GHIERA 1/2"	RING NUT	EMBOUT	TUERCA ANULAR
	15			411947	1	GIUNTO CATENA DA 3/8	JOINT CHAIN	ATTACHE RAPIDE CHAINE	ACOPLAMIENTO CADENA
	16			408595	1	GUARNIZIONE OR 3056	GASKET	JOINT	JUNTA
	17			408128	1	MOLLA BLOCCAGGIO SPAZZOLA	SPRING	RESSORT	RESORTE
↓	19			223301	1	MOTORID. 24V 500W 140RPM SX CON MOLEX	GEARED MOTOR ASSEMBLY	MOTO-REDUCTEUR	MOTORREDUCTOR
↑	19.1			436411	1	CONNETTORE MOLEX MX150L FEM. 19433-0013	CONNECTOR FEMALE	CONNECTEUR FEMELLE	CONECTOR HEMBRA
↑	19.2			414378	1	GUAINA D.12,7x300 TERMOR.	SHEATH	GAINE	VAINA
↑↓	19.3			438300	1	MOTORID. 24V 500W 140RPM ALBERO FIL. SX	GEARED MOTOR ASSEMBLY	MOTO-REDUCTEUR	MOTORREDUCTOR
↑↑	19.3.1			423060	1	PORTAGOMMA ESAGONALE FILET. G1/4 MASCHIO	CONNECTOR	RACCORD	EMPALME TUBO DE GOMA
↑↑	19.3.2			422462	4	SPAZZ. MOT. 7X14X19 VISPA-GENIE (FASTON)	CARBON BRUSH	CHARBON	ESCOBILLA
↑	19.4			436413	2	TERMINALE MOLEX MX150L MAS. 19431-0001	CONTACT	CONTACT	CONTACTO
	21			409230	1	ROSETTA 21x37x3 UNI 6592 ZINC	WASHER	RONDELLE	ARANDELA
	22			409150	1	ROSETTA 5X11X1 UNI 6592 ZINC	WASHER	RONDELLE	ARANDELA
	23			409161	1	ROSETTA 6,6x18x2 UNI 6593 A2	WASHER	RONDELLE	ARANDELA
	24			409185	1	ROSETTA 9x24x2,5 UNI 6593 A2	WASHER	RONDELLE	ARANDELA
	26			409180	1	ROSETTA 9x32x2,5 UNI 6593 ZINC	WASHER	RONDELLE	ARANDELA
	28			415945	1	ROSETTA M6 UNI 1751 INOX GROWER	WASHER	RONDELLE	ARANDELA
	29			436120	1	RUOTINA PARACOLPI BASAMENTO D=100 H=20	BUMPER	BUTEE	PARACHOQUES
	36			410409	1	TAPPO FEMMINA 1/2" - PLASTICA	CAP	CAPUCHON	TAPON
	37			209533	1	TUBO Di=13 De=20 L=220 PVC	PIPE	TUBE	TUBO
	38			221379	1	TUBO VITREO D=12 d=8 L=30	PIPE	TUBE	TUBO
	39			408962	1	VITE M5X10 TPSEI UNI 5933 DIN 7991 A2	SCREW	VIS	TORNILLO
	40			407664	1	VITE M6x16 TE UNI 5739 A2	SCREW	VIS	TORNILLO
	41			408966	4	VITE M6x16 TPSEI UNI 5933 ZINC	SCREW	VIS	TORNILLO
	43			436341	1	VITE M8x16 TTQST - UNI 5732 - A2	SCREW	VIS	TORNILLO

CR-01 BRUSHES BASE ASSEMBLY
 GROUPE PLATEAU DES BROSSES
 GRUPO BANCADA CEPILLOS



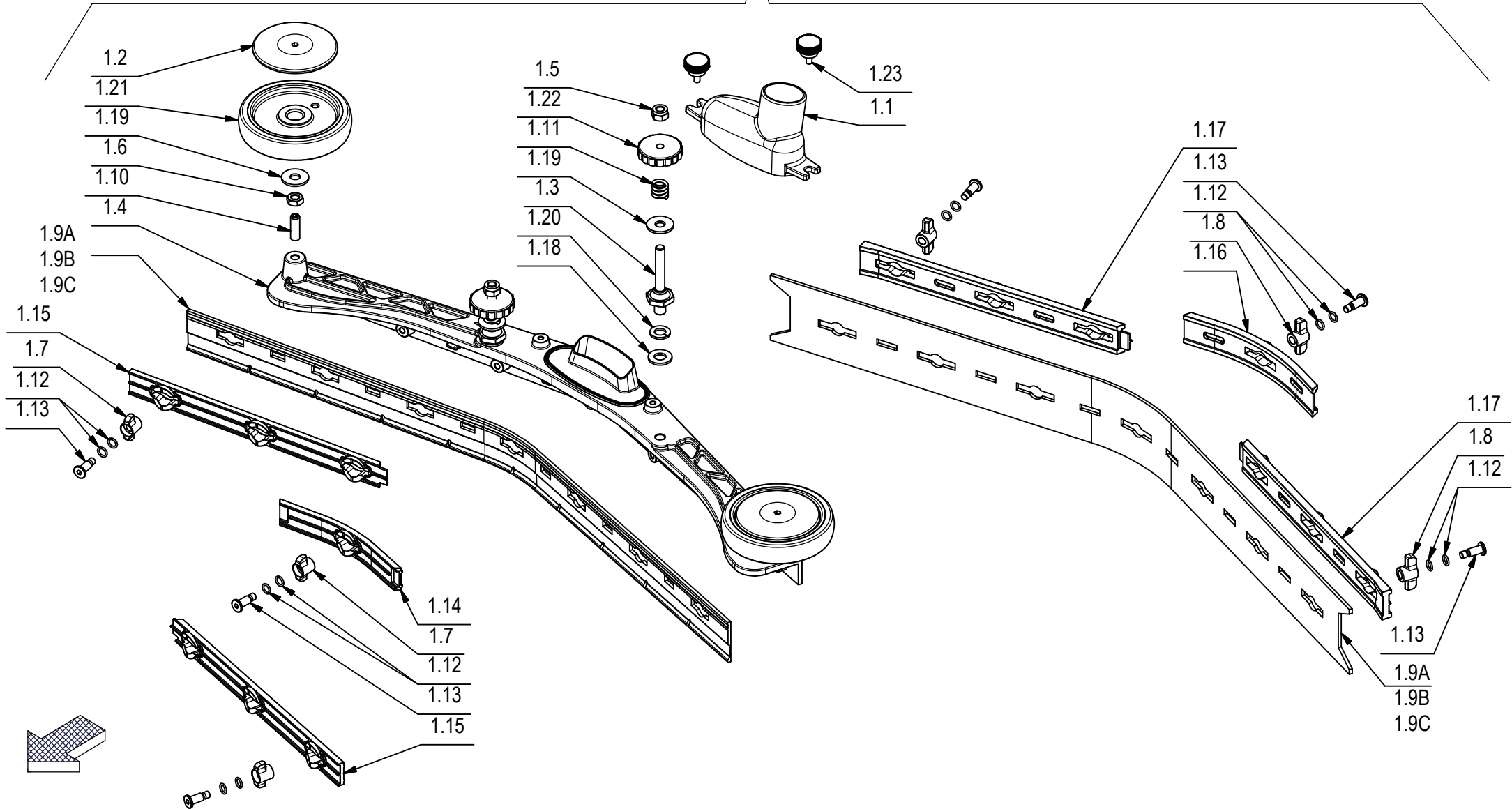
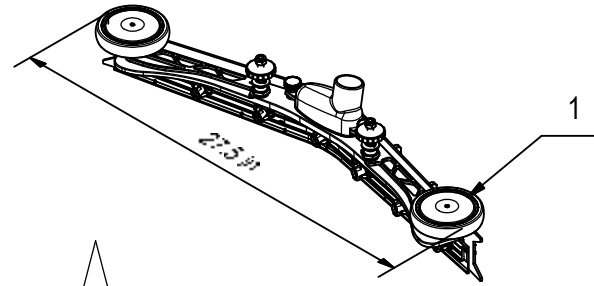
CR-01 BRUSHES BASE ASSEMBLY

-	POS.	TECHNICAL NEWS	SERIAL NUMBER	CODICE	QTÀ	DESCRIZIONE	DENOMINATION	DESCRIPTION	DESCRIPCION
	5			408020	3	BOCCOLA D=15 d=8 S=10,5 OT58	BUSHING	BAGUE	CASQUILLO
	6			436116	2	BRACCIO DX SOLLEVAMENTO BASAMENTO	RIGHT ARM	BRAS DROITE	BRAZO DERECHO
	7			436117	1	BRACCIO SX SOLLEVAMENTO BASAMENTO	LEFT ARM	BRAS GAUCHE	BRAZO IZQUIERDO
	9			409085	5	DADO M8x8.5 AUTOBL. UNI 7474 ZINC	LOCK NUT	ECROU AUTOFREINES	TUERCA AUTOBLOCANTE
↓	10			436236	1	DISCO TRASCINATORE D=560 H=6 d=128	PAD HOLDER	DISQUE ENTRAÎNEUR	DISCO DE ARRASTRE
↑	10.1			410575	1	CENTER LOCK H=20 A VITE VERDE	CENTER LOCK	CENTER LOCK	CENTER LOCK
	18			202471	4	MOLLA COMP. 12X1.75X55	SPRING	RESSORT	RESORTE
	20			436186	1	PIASTRA TERZO PUNTO	PLAQUE	PLAQUE	PLACA
	25			409179	5	ROSETTA 9x24x2,5 UNI 6593 ZINC	WASHER	RONDELLE	ARANDELA
	27			409181	3	ROSETTA GROWER 8x13x2,2 ZINC	LOCK WASHER	RONDELLE FREIN	ARANDELLA DENTADA
	30			436235	1	SPAZZOLA De=22in Df=21in H=2,125in (ABRASIVA GRIGIO)	BRUSH	BROSSE	CEPILLO
	31			436232	1	SPAZZOLA De=22in Df=21in H=2,125in (PPL0,3 AZZURRO)	BRUSH	BROSSE	CEPILLO
	32			436233	1	SPAZZOLA De=22in Df=21in H=2,125in (PPL0,6 BIANCO)	BRUSH	BROSSE	CEPILLO
	33			436234	1	SPAZZOLA De=22in Df=21in H=2,125in (PPL0,9 NERO)	BRUSH	BROSSE	CEPILLO
	34			449913	1	SPAZZOLA De=22in Df=21in H=2,125in (TAMNICO BEIGE)	BRUSH	BROSSE	CEPILLO
	35			436185	1	STAFFA GUIDA BRACCI BASAMENTO	SUPPORT	SUPPORT	SOPORTE
	42			408686	4	VITE M8X70 TE UNI 5737 FP ZINC	SCREW	VIS	TORNILLO
	44			408674	2	VITE M8x25 TE UNI 5739 ZINC	SCREW	VIS	TORNILLO
	45			408676	2	VITE M8x30 TE UNI 5739 ZINC	SCREW	VIS	TORNILLO

CR-03 SQUEEGEE ASSEMBLY

ENSEMBLE DE SUCEUR

GRUPO LIMPIADOR DE SUELO

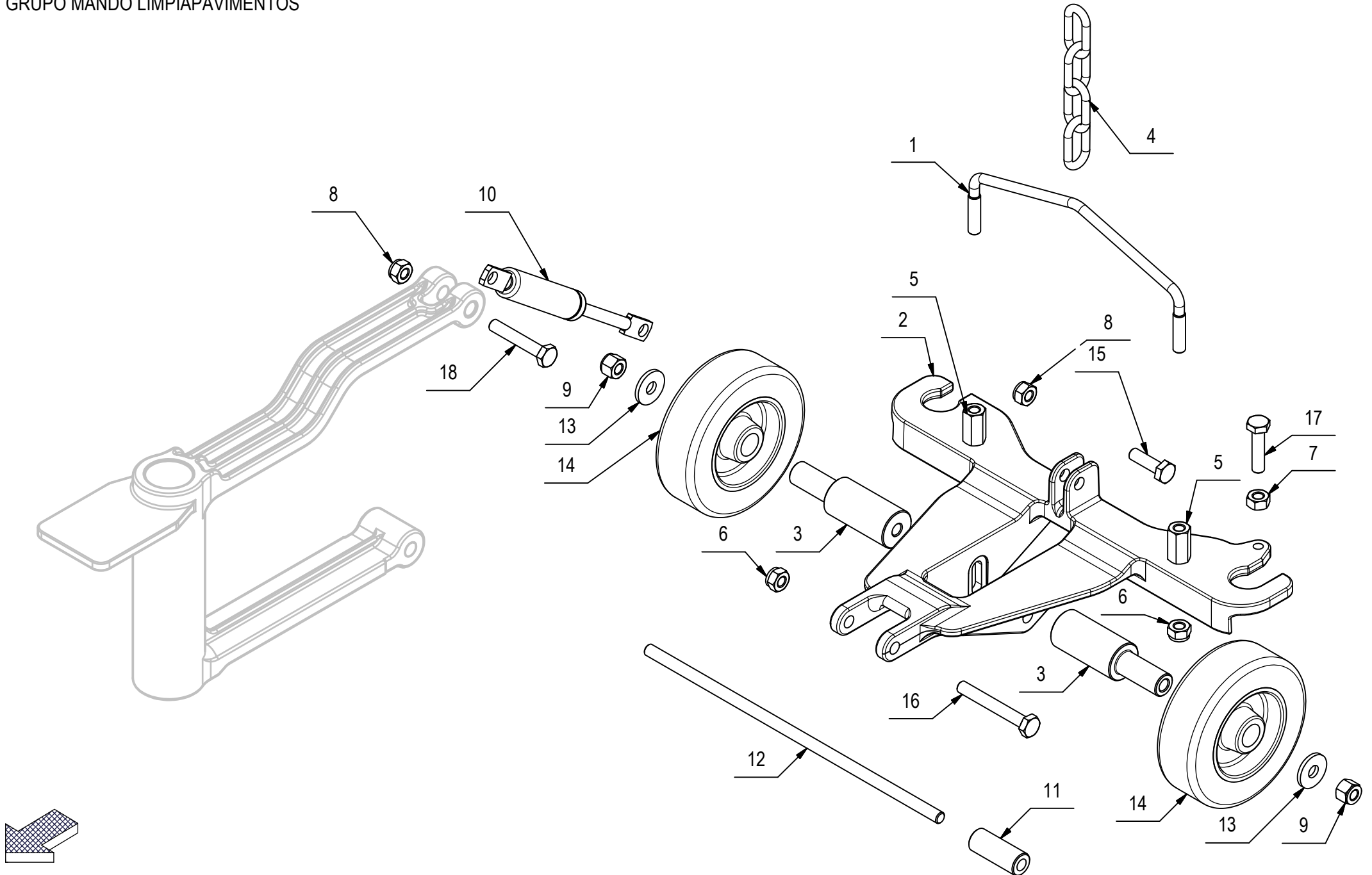


CR-03 SQUEEGEE ASSEMBLY

-	POS.	TECHNICAL NEWS	SERIAL NUMBER	CODICE	QTÀ	DESCRIZIONE	DENOMINATION	DESCRIPTION	DESCRIPCION
↓	1			222381	1	PREM. TERGIPAVIMENTO L=27,75in	SQUEEGEE ASSEMBLY	SUCEUR COMPLETE	LIMPIAPAVIMENTOS COMPLETO
↑	1.1			430957	1	BOCCHETTA DRITTA D=40 + GUARNIZIONE	OPENING	BUSE	BOQUILLA
↑	1.2			436119	2	BOCCOLA COPERTURA RUOTINA BASAMENTO	BUSHING	BAGUE	CASQUILLO
↑	1.3			219372	2	COLONNETTA SGANCIO M10-CH22 - M8 (28-45)	STUD BOLT	TIGE	PRISIONERO
↑	1.4			430940	1	CORPO TERGIPAVIMENTO	SQUEEGEE BODY	CORPS DE SUCEUR	CUERPO LIMPIAPAVIMENTOS
↑	1.5			409087	2	DADO M8 AUTOBL. UNI 7474 INOX BASSO	LOCK NUT	ECROU AUTOFREINES	TUERCA AUTOBLOCANTE
↑	1.6			409048	2	DADO M8x5 UNI 5589 A2	NUT	ECROU	TUERCA
↑	1.7			430954	7	GALLETTO CHIUSURA ANTERIORE	WING NUT	PAPILLON	POMO
↑	1.8			430955	7	GALLETTO CHIUSURA POSTERIORE	WING NUT	PAPILLON	POMO
↑	1.9A			219451	1	KIT GOMME TERGIPAVIMENTO (PARA 33Sh)	KIT SQUEEGEE (PARA 33Sh)	KIT RACLETTE (PARA 33Sh)	KIT ESCOBILLA DE GOMA (PARA 33Sh)
	1.9B			223346	1	KIT GOMME TERGIPAVIMENTO (PARA 40Sh)	KIT SQUEEGEE (PARA 40Sh)	KIT RACLETTE (PARA 40Sh)	KIT ESCOBILLA DE GOMA (PARA 40Sh)
	1.9C			219452	1	KIT GOMME TERGIPAVIMENTO (POLIURETANO)	KIT SQUEEGEE (POL.)	KIT RACLETTE (POL.)	KIT ESCOBILLA DE GOMA (POL.)
	1.9D			219453	1	KIT GOMME TERGIPAVIMENTO (LATEX)	KIT SQUEEGEE (LATEX)	KIT RACLETTE (LATEX)	KIT ESCOBILLA DE GOMA (LATEX)
↑	1.10			408913	2	GRANO M8x25 EI UNI 5923 A2	DOWEL	VIS CYLINDRIQUE	TORNILLO
↑	1.11			408098	2	MOLLA A COMPRESSIONE 14,5x15x2,5	SPRING	RESSORT	RESORTE
↑	1.12			431633	28	O-RING 7x1,5 NBR 70 SHORE	WASHER	RONDELLE	ARANDELA
↑	1.13			430903	14	PERNO MANOPOLINA D=11,8 d=7 M=6 H=22	PIN	AXE	PERNO
↑	1.14			430944	1	PREMIGOMMA ANTERIORE CENTRALE	FRONT BLADE	PLAQUETTE AVANT	LISTON DELANTERA
↑	1.15			430945	2	PREMIGOMMA ANTERIORE	FRONT BLADE	PLAQUETTE AVANT	LISTON DELANTERA
↑	1.16			430949	1	PREMIGOMMA POSTERIORE CENTRALE	REAR BLADE	PLAQUETTE ARRIERE	LISTON TRASERA
↑	1.17			430950	2	PREMIGOMMA POSTERIORE	REAR BLADE	PLAQUETTE ARRIERE	LISTON TRASERA
↑	1.18			409192	2	ROSETTA 10x21x2 UNI 6592 A2	WASHER	RONDELLE	ARANDELA
↑	1.19			409185	4	ROSETTA 9x24x2,5 UNI 6593 A2	WASHER	RONDELLE	ARANDELA
↑	1.20			409200	2	ROSETTA GROWER 10x2,5x2,5 A2	LOCK WASHER	RONDELLE FREIN	ARANDELLA DENTADA
↑	1.21			436120	2	RUOTINA PARACOLPI BASAMENTO D=100 H=20	BUMPER	BUTEE	PARACHOQUES
↑	1.22			400112	2	VOLANTINO LOBATO PASSANTE V/40/PS M8	HANDWHEEL	VOLANT	RUEDA DE MANIOBRA
↑	1.23			435330	2	VOLANTINO ZIGRINATO ZPX/22 M5x10 6331400	KNOB	POMMEAU	POMO

CR-04 SQUEEGEE CONTROL ASSEMBLY

GROUPE COMMANDE DE SUCEUR
GRUPO MANDO LIMPIAPAVIMENTOS



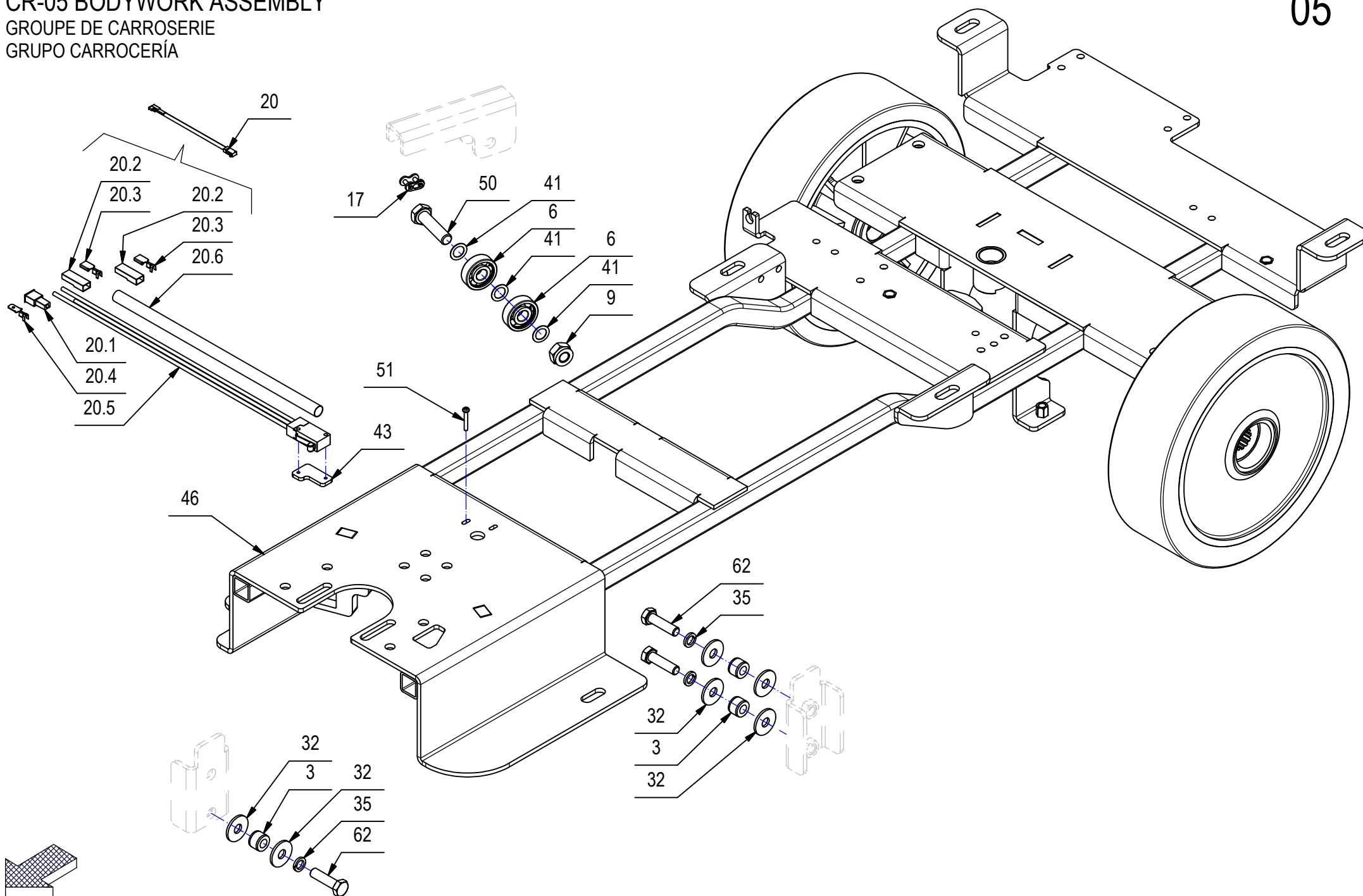
CR-04 SQUEEGEE CONTROL ASSEMBLY

-	POS.	TECHNICAL NEWS	SERIAL NUMBER	CODICE	QTÀ	DESCRIZIONE	DENOMINATION	DESCRIPTION	DESCRIPCION
	1			436189	1	ARCHETTO SOLLEVAMENTO TERGI MXR	PILLAR ARCH	ARCADE	ARCADA
	2			436114	1	ATTACCO POSTERIORE TERGIPAVIMENTO MXR	COUPLING	ATTAQUE	ACOPLAMIENTO
	3			436767	2	BOCCOLA D=20-12 d=6,1 L=68 INOX AISI 303	BUSHING	BAGUE	CASQUILLO
	4			203622	1	CATENA ZN i=22x8 FILO=4 LUNGH.INT.=88	CHAIN	CHAINE	CADENA
	5			411966	2	DADO DI PROLUNGAMENTO M6 CH10 H=18	NUT	ECROU	TUERCA
	6			415901	3	DADO M6 AUTOBL. UNI 7474 INOX	NUT	ECROU	TUERCA
	7			409043	1	DADO M6x5 UNI 5588 A2	NUT	ECROU	TUERCA
	8			409082	2	DADO M6x6 AUTOBL UNI 7474 ZINC	LOCK NUT	ECROU AUTOFREINES	TUERCA AUTOBLOCANTE
	9			409083	2	DADO M6x8 AUTOBL. UNI 7473 DIN 982 A2	NUT	ECROU	TUERCA
	10			436190	1	MOLLA A GAS 16-1 L=146 CORSA=40 F=150 N	GAS SHOCK ABSORBER	RESSORT	AMORTIGUADOR A GAS
	11			400152	1	PERNO D=12 d=6,25 S=30,5 C40	PIN	AXE	PERNO
	12			436768	1	PERNO D=6 L=200 FILETTO M6 INOX AISI 303	PIN	AXE	PERNO
	13			409161	2	ROSETTA 6,6x18x2 UNI 6593 A2	WASHER	RONDELLE	ARANDELA
	14			427251	2	RUOTA D=80 L=23 SUPERLAN GRIGIA	WHEEL	ROUE	RUEDA
	15			407666	1	VITE M6X20 TE UNI 5739 ZINC	SCREW	VIS	TORNILLO
	16			453050	1	VITE M6X45 TE UNI 5737 INOX SPECIALE	SCREW	VIS	TORNILLO
	17			407670	1	VITE M6x25 TE UNI 5739 A2	SCREW	VIS	TORNILLO
	18			408651	1	VITE M6x35 TE UNI 5739 ZINC	SCREW	VIS	TORNILLO

CR-05 BODYWORK ASSEMBLY

GROUPE DE CARROSERIE

GRUPO CARROCERÍA

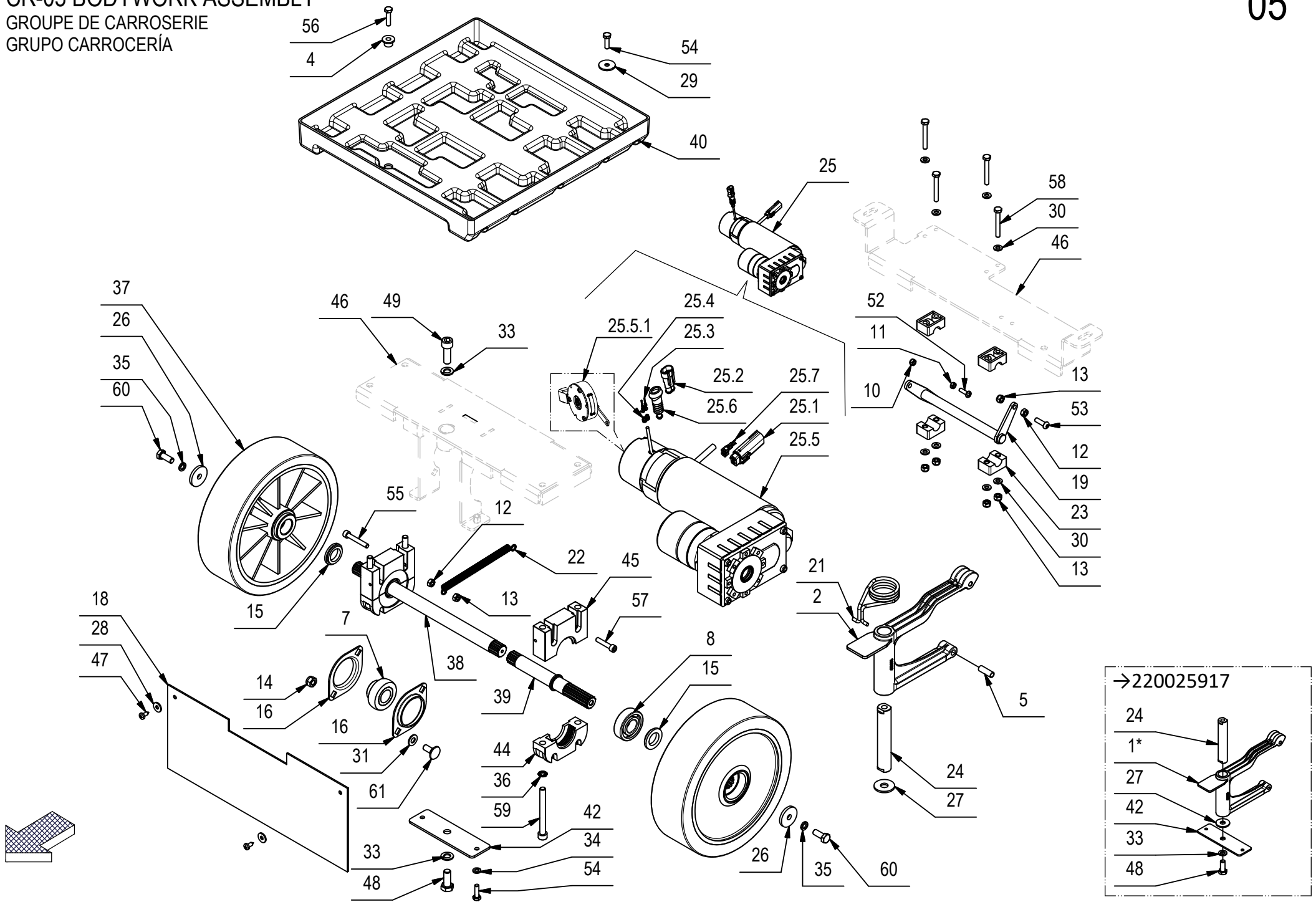


CR-05 BODYWORK ASSEMBLY

-	POS.	TECHNICAL NEWS	SERIAL NUMBER	CODICE	QTÀ	DESCRIZIONE	DENOMINATION	DESCRIPTION	DESCRIPCION
	3			408020	3	BOCCOLA D=15 d=8 S=10,5 OT58	BUSHING	BAGUE	CASQUILLO
	6			411951	2	CUSCINETTO A SFERE 6200-2RS1	BEARING	ROULEMENT	COJINETE
	9			409090	1	DADO M10x10 AUTOBL. UNI 7474 ZINC	LOCK NUT	ECROU AUTOFREINES	TUERCA AUTOBLOCANTE
	17			411947	1	GIUNTO CATENA DA 3/8	JOINT CHAIN	ATTACHE RAPIDE CHAINE	ACOPLAMIENTO CADENA
↓	20			216691	1	MICROINT. C/ROTEL STAGNO COMPLETO	MICROSWITCH	MICROINTERRUPTEUR	MICROINTERRUPTOR
↑	20.1			409951	1	COPRIFASTON MASCHIO 6,3	MALE FASTON COVER	CACHE FASTON MALE	TAPA FASTON MACHO
↑	20.2			416138	2	COPRIFASTON X FEMMINA D.6.3 25X9 BIAN	FEMALE FASTON COVER	COUVERCLE FASTON FEMELLE	TAPA FASTON HEMBRA
↑	20.3			409890	2	FASTON FEMMINA 6,3 NUDO	FASTON FEMALE	FASTON FEMELLE	FASTON HEMBRA
↑	20.4			416087	1	FASTON MASCHIO NUDO D.6,3	MALE FASTON	FASTON MÂLE	FASTÓN MASCULINO
↑	20.5			427062	1	MICROINT. ABV1615613 C/ROTEL STAGNO	MICROSWITCH	MICROINTERRUPTEUR	MICROINTERRUPTOR
↑	20.6			221003	1	TUBETTO RESTRINGIBILE 9,5X240	SHEATH	GAINÉ	VAINA
	32			409179	6	ROSETTA 9x24x2,5 UNI 6593 ZINC	WASHER	RONDELLE	ARANDELA
	35			409181	5	ROSETTA GROWER 8x13x2,2 ZINC	LOCK WASHER	RONDELLE FREIN	ARANDELLA DENTADA
	41			409235	3	SPESSORE RAM 10x16x0,5 DIN 988 ZINC	SHIM	EPAISSEUR	ARANDELA ESPESOR
	43			219111	1	STAFFETTA FERMA RELE' SOLLEV. MAN.	SUPPORT	ATTAQUE	SOPORTE FIJADOR
	46			436184	1	TELAIO	FRAME	CHASSIS	BASTIDOR
	50			408715	1	VITE M10x40 TE UNI 5739 (8.8)	SCREW	VIS	TORNILLO
	51			408834	2	VITE M3X20 TCTC UNI 7687 ZINC	SCREW	VIS	TORNILLO
	62			408676	3	VITE M8x30 TE UNI 5739 ZINC	SCREW	VIS	TORNILLO

CR-05 BODYWORK ASSEMBLY

GRUPE DE CARROSERIE
GRUPO CARROCERÍA



CR-05 BODYWORK ASSEMBLY

-	POS.	TECHNICAL NEWS	SERIAL NUMBER	CODICE	QTÀ	DESCRIZIONE	DENOMINATION	DESCRIPTION	DESCRIPCION
	1*	10101941-AA	→220025917	436115	1	ATTACCO ANTERIORE TERGIPAVIMENTO	COUPLING	ATTAQUE	ACOPLAMIENTO
	2	10101941-AA	220025918→	453054	1	ATTACCO ANTERIORE TERGIPAVIMENTO	COUPLING	ATTAQUE	ACOPLAMIENTO
	4			210191	1	BOCCOLA D=18-12 d=7 S=10 AVP	BUSHING	DOUILLE	CASQUILLO
	5	10101941-AA	220025918→	453114	1	BOCCOLA D=8,5 d=6,5 S=24 OT58	BUSHING	BAGUE	CASQUILLO
	7			415662	1	CUSCINETTO SB 204 CON BLOCC. PER SUPP.	BEARING	ROULEMENT	COJINETE
	8			408435	2	CUSCINETTO SF 6204 D=47 d=20 S=14	BEARING	ROULEMENT	COJINETE
	10			416781	1	DADO M5X5 AUTOBL. UNI 7473 ZINC	LOCK NUT	ECROU AUTOFREINES	TUERCA AUTOBLOCANTE
	11			409038	1	DADO M5x3,5 UNI 5589 ZINC	LOCK NUT	ECROU AUTOFREINES	TUERCA AUTOBLOCANTE
	12			409040	2	DADO M6x5 UNI 5588 ZINC	NUT	ECROU	TUERCA
	13			409082	6	DADO M6x6 AUTOBL UNI 7474 ZINC	LOCK NUT	ECROU AUTOFREINES	TUERCA AUTOBLOCANTE
	14			409085	2	DADO M8x8.5 AUTOBL. UNI 7474 ZINC	LOCK NUT	ECROU AUTOFREINES	TUERCA AUTOBLOCANTE
	15			210119	2	DISTANZIALE D=33-28,5 d=20,5 S=5,5 AVP	SPACER	ENTRETOISE	DISTANCIADOR
	16			415663	2	FLANGIA BPFL 204 PER SUPPORTO	FLANGE	FLASQUE	BRIDA
	18			436381	1	GOMMA LUBRITENE PROTEZIONE TERGI 370x149	RUBBER	BAVETTE	GOMA
	19			436187	1	LEVA POSTERIORE SOLLEVAMENTO TERGI	LEVER	LEVIER	PALANCA
	21			436386	1	MOLLA COMANDO ROTAZIONE TERGI FILO D=4,5	SPRING	RESSORT	RESORTE
	22			408123	1	MOLLA TRAZ. 10x1x103	SPRING	RESSORT	RESORTE
	23			400321	4	MORSETTO SUPPORTO SPAZZOLE	HOLDFAST	ETAU	MORDAZA
	24			436188	1	PERNO ROTAZIONE COMANDO TERGI	PIN	AXE	PERNO
↓	25			222454	1	PREMONTAGGIO MOTORID. 24V 300W 115G 18A	PRE-ASSEMBLY GEARED MOTOR	PRÉ-ASSEMBLAGE MOTO-REDUCTEUR	PREASAMBLEA MOTORREDUCTOR
↑	25.1			436411	1	CONNETTORE MOLEX MX150L FEM. 19433-0013	CONNECTOR FEMALE	CONNECTEUR FEMELLE	CONECTOR HEMBRA
↑	25.2			436430	1	CONNETTORI AMP SUPERSEAL 1,5 282104-1	CONNECTOR FEMALE	CONNECTEUR FEMELLE	CONECTOR HEMBRA
↑	25.3			436431	2	CONTATTO MINI-MIC TAB 282404-1	CONTACT	CONTACT	CONTACTO
↑	25.4			436433	2	GUARNIZIONE CONTATTO AMP 281934-2 GIALLO	GASKET	JOINT	JUNTA
↑↓	25.5			436262	1	MOTORID. 24V 300W 115G 18A ELETTRIFRENO	GEARED MOTOR	MOTO-REDUCTEUR	MOTORREDUCTOR
↑↑	25.5.1			441659	1	ELETTRIFRENO MOTORID. 24V 3Nm	ELECTRIC BRAKE	FREIN ÉLECTRIQUE	FRENO ELÉCTRICO
↑↑	25.5.2			422462	4	SPAZZ. MOT. 7X14X19 (FASTON)	CARBON BRUSH MOTOR	CHARBON MOTEUR	ESCOBILLA MOTOR
↑	25.6			436585	1	SOFFIETTO AMP SUPERSEAL 880810-1	BELLOWS	SOUFFLET	FUELLE
↑	25.7			436413	2	TERMINALE MOLEX MX150L MAS. 19431-0001	CONTACT	CONTACT	CONTACTO
	26			400167	2	RONDELLA 8,2x32x4	WASHER	RONDELLE	ARANDELA
	27			409194	1	ROSETTA 11x30x2,5 UNI 6593 ZINC	WASHER	RONDELLE	ARANDELA
	28			409151	2	ROSETTA 5,5x15x1,5 UNI 6593 ZINC	WASHER	RONDELLE	ARANDELA
	29			409162	1	ROSETTA 6,5x24x2 UNI 6593 ZINC	WASHER	RONDELLE	ARANDELA
	30			409156	8	ROSETTA 6x12x1,6 UNI 6592 ZINC	WASHER	RONDELLE	ARANDELA
	31			409175	2	ROSETTA 8x17x1,6 UNI 6592 ZINC.	WASHER	RONDELLE	ARANDELA
	33			409196	2	ROSETTA GROWER 10x18x2,2 ZINC	LOCK WASHER	RONDELLE FREIN	ARANDELLA DENTADA
	34			409164	2	ROSETTA GROWER 6x2,5x1,8 ASA B27 ZINC	LOCK WASHER	RONDELLE FREIN	ARANDELLA DENTADA
	35			409181	5	ROSETTA GROWER 8x13x2,2 ZINC	LOCK WASHER	RONDELLE FREIN	ARANDELLA DENTADA
	36			409341	4	ROSETTA ZIGRINATA 8x13 SCHNOR	WASHER	RONDELLE	ARANDELA
	37			426460	2	RUOTA D=225 S=65 RES 46225A06	WHEEL	ROUE	RUEDA
	38			426463	1	SEMIASSE DESTRO L=300 SMX	RIGHT AXLE SHAFT	DEMI-ESSIEU DROITE	SEMIEJE DERECHO
	39			426462	1	SEMIASSE SINISTRO L=165,5 SMX	LEFT AXLE SHAFT	DEMI-ESSIEU GAUCHE	SEMIEJE IZQUIERDO

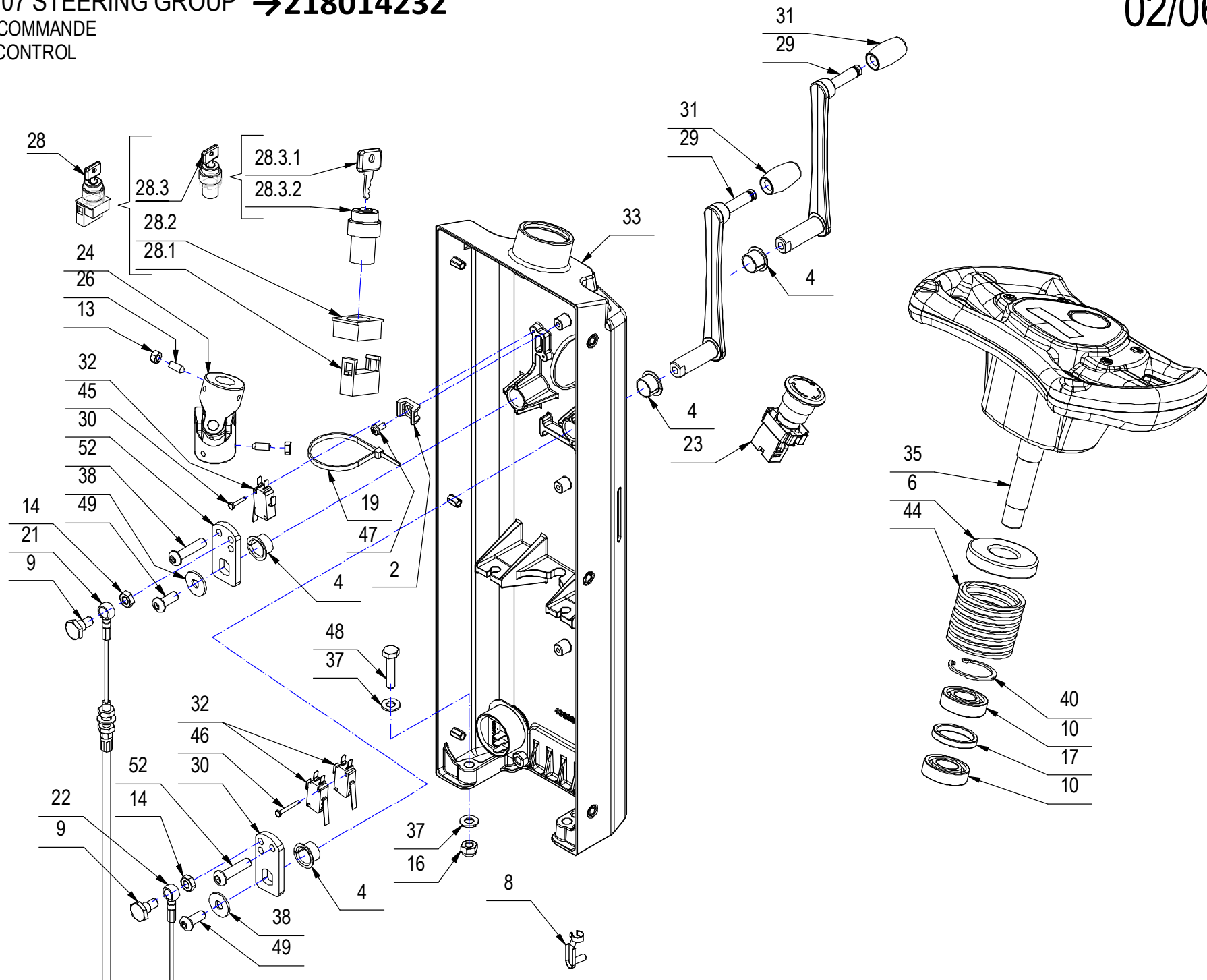
CR-05 BODYWORK ASSEMBLY

-	POS.	TECHNICAL NEWS	SERIAL NUMBER	CODICE	QTÀ	DESCRIZIONE	DENOMINATION	DESCRIPTION	DESCRIPCION
	40			436121	1	SOTTOFONDO BATTERIE ABS DIM. 371x360	BATTERY BASE	BAC LOGEMENT BATTERIES	PLACA ASIENTO BATERIAS
	42			436472	1	STAFFA RINFORZO PERNO ATTACCO TERGI	SUPPORT	ATTAQUE	SOPORTE FIJADOR
	44			210489	2	SUPPORTO CUSCINETTO INF. LAVORATO HS50	BEARING SUPPORT	SUPPORT ROULEMENT	SOPORTE COJINETE
	45			210488	2	SUPPORTO CUSCINETTO SUP. LAVORATO HS50	BEARING SUPPORT	SUPPORT ROULEMENT	SOPORTE COJINETE
	46			436184	1	TELAIO	FRAME	CHASSIS	BASTIDOR
	47			408883	2	VITE D.4,8x13 AUTOF. UNI 6954 NICH.	SCREW	VIS	TORNILLO
	48			408711	1	VITE M10X25 TE UNI 5739 ZINC	SCREW	VIS	TORNILLO
	49			408824	1	VITE M10x30 TCEI UNI 5931 ZINC	SCREW	VIS	TORNILLO
	52			408854	1	VITE M5X16 TCTC UNI EN ISO 704	SCREW	VIS	TORNILLO
	53			415855	1	VITE M6X20 TCBEI ISO 7380 ZINC.	SCREW	VIS	TORNILLO
	54			407666	3	VITE M6X20 TE UNI 5739 ZINC	SCREW	VIS	TORNILLO
	55			408802	1	VITE M6X40 TCEI UNI 5931 FP ZINC	SCREW	VIS	TORNILLO
	56			407669	1	VITE M6x25 TE UNI 5739 ZINC	SCREW	VIS	TORNILLO
	57			408798	4	VITE M6x30 TCEI UNI 5931 ZINC	SCREW	VIS	TORNILLO
	58			415719	4	VITE M6x45 TE UNI 5739 ZINCATA	SCREW	VIS	TORNILLO
	59			408822	4	VITE M8X80 TCCE UNI 5931 (8.8) ZINC	SCREW	VIS	TORNILLO
	60			408670	2	VITE M8x20 TE UNI 5739 ZINC	SCREW	VIS	TORNILLO
	61			408626	2	VITE M8x20 TTQST UNI 5732 ZINC	SCREW	VIS	TORNILLO

CR-02/06/07 STEERING GROUP → 218014232

DIRECTION COMMANDE
GOBIERNO CONTROL

02/06/07



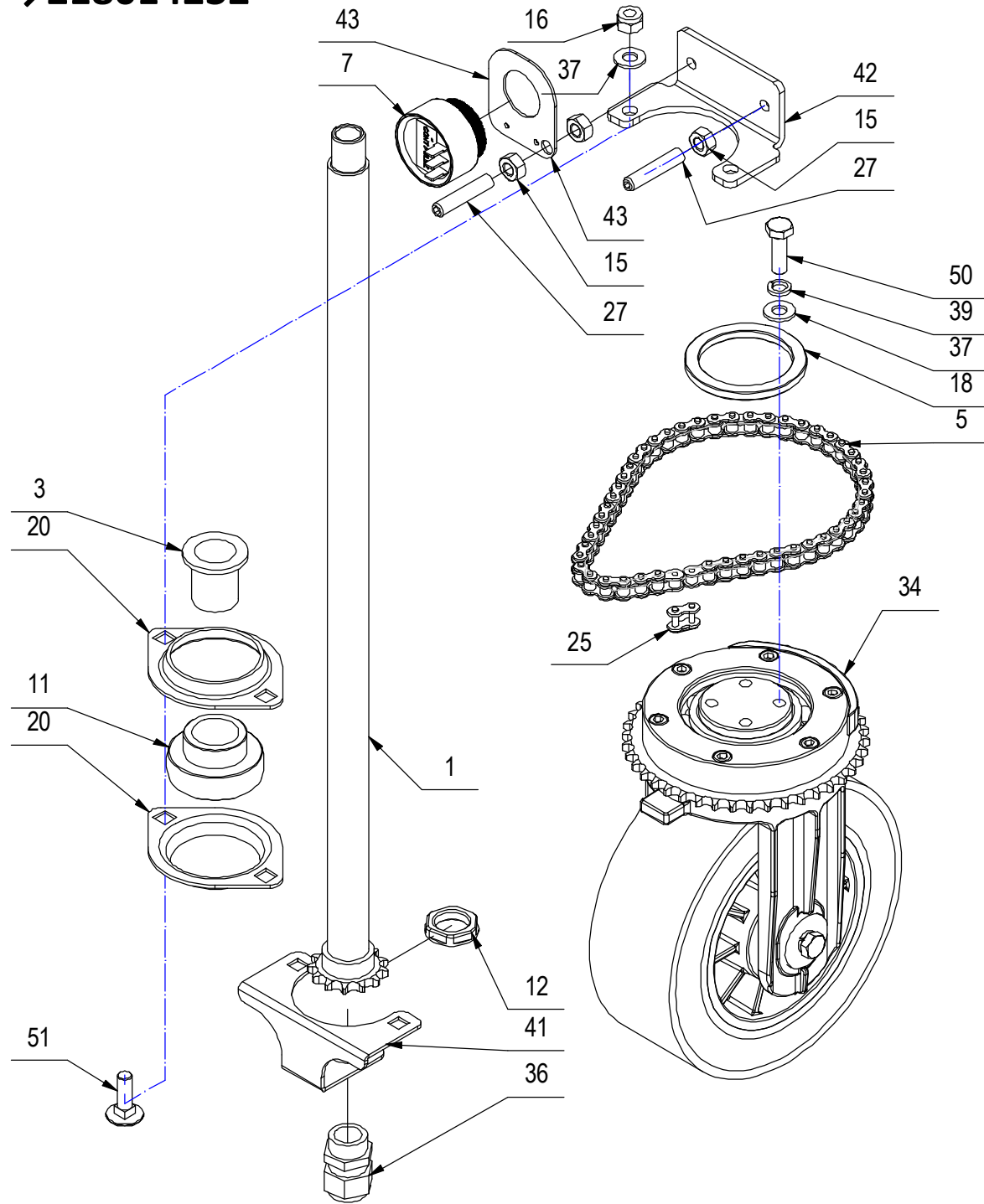
CR-02/06/07 STEERING GROUP

-	POS.	TECHNICAL NEWS	SERIAL NUMBER	CODICE	QTÀ	DESCRIZIONE	DENOMINATION	DESCRIPTION	DESCRIPCION
	2			409819	4	BASSETTA TC 142 PER FASCETTE	SUPPORT PLATE	PLAQUE SUPPORT	PLACA SOPORTE
	4			408058	4	BOCCOLA LAMEL. Ø18 x ø16 x H12 COLL. Ø24	BUSHING	BAGUE	CASQUILLO
	6			429782	1	CENTRAGGIO SOFFIETTO MG	COLLAR	COLLIER	COLLAR
	8			410466	1	CLIPS PER FORCELLA M5 LUNGA	CLIP	EPINGLE	ESPIGA
	9			203269	2	COLONNETTA PER GIUNTO	STUD BOLT	TIGE	PRISIONERO
	10			408434	2	CUSCINETTO 6004 2RS 42x20x12	BEARING	ROULEMENT	COJINETE
	13			409040	6	DADO M6x5 UNI 5588 ZINC	NUT	ECROU	TUERCA
	14			409054	2	DADO M8x5 UNI 5589 ZINC	NUT	ECROU	TUERCA
	16			409085	6	DADO M8x8.5 AUTOBL. UNI 7474 ZINC	LOCK NUT	ECROU AUTOFREINES	TUERCA AUTOBLOCANTE
	17			436591	1	DISTANZIALE D=41,5 d=34 S=6	SPACER	ENTRETOISE	DISTANCIADOR
	19			410277	4	FASCETTA PLASTICA 4.5X200	CLAMP	COLLIER	ABRAZADERA
	21			436151	1	FUNE SOLLEVAMENTO BASAMENTO	CABLE	CABLE	CUERDA
	22			436150	1	FUNE SOLLEVAMENTO TERGIPAVIMENTO	CABLE	CABLE	CUERDA
	23			435489	1	FUNGO DI ARRESTO NP2-BS542	PUSH BUTTON	BOUON POUSSOIR	PULSADOR
	24			434728	1	GIUNTO CARDANICO D=37 d=18 CON FORO=11	UNIVERSAL JOINT	JOINT UNIVERSEL	ARTICULACION DE CARDAN
	26			408909	6	GRANO M6x16 EI UNI 5929 ZINC	DOWEL	VIS CYLINDRIQUE	TORNILLO
↓	28			210516	1	INT. A CHIAVE COMPLETO (ELFI D.22)	KEY	CLEF	LLAVE
↑	28.1			409246	1	CONTATTO PER INTERRUTTORE A CHIAVE	CONTACT FOR SWITCH	CONTACT INTERRUPT.	CONTACTO INTERR.
↑	28.2			409262	1	FLANGIA PER INTERRUTTORE A CHIAVE	FLANGE	FLASQUE	BRIDA
↑↓	28.3			409261	1	INTERRUTTORE CON CHIAVI	SWITCH WITH KEY	INTERRUPTEUR A CLEF	INTERRUPTOR CON LLAVE
↑↑	28.3.1			409297	1	CHIAVE INTERRUTTORE	KEY	CLEF	LLAVE
↑↑	28.3.2			409261	1	CORPO INTERRUTTORE A CHIAVE	SWITCH BODY	CORPS INTERRUPTEUR	CUERPO INTERRUPTOR
	29			436586	2	LEVA COMANDO BASAMENTO-TERGI	LEVER	LEVIER	PALANCA
	30			219113	2	LEVA INTERNA SOLLEVAMENTO	LEVER	LEVIER	PALANCA
	31			436587	2	MANOPOLA LEVA COMANDO BASAM.-TERGI	KNOB	POIGNEE	EMPUÑADURA
	32			409499	3	MICRO 16A 3x22 LEVA CORTA	MICROSWITCH	MICROINTERRUPTEUR	MICROINTERRUPTOR
	33			436980	1	PIANTONE STERZO MXR EM RAL 7016	STEERING COLUMN	COLONNE DE DIRECTION	COLUMNA DE DIRECCION
	35			227752	1	PREM. VOLANTE	ELECTRIC COMPONENTS ASSEMBLY	GROUPE COMPOSANTS ELECTRIQUES	GRUPO COMPONENTES ELÉCTRICOS
	37			409175	14	ROSETTA 8x17x1,6 UNI 6592 ZINC.	WASHER	RONDELLE	ARANDELA
	38			409179	2	ROSETTA 9x24x2,5 UNI 6593 ZINC	WASHER	RONDELLE	ARANDELA
	40			408334	1	SEEGER I42 UNI 7437	SEEGER RING	SERRE CLIPS	ANILLO SEEGER
	44			219552	1	TUBO FLEX SOFF.STERZO L=50 (NERO)	BELLOWS	SOUFFLET	FUELLE
	45			415709	2	VITE M3X16 TE UNI 5739 INOX A2	SCREW	VIS	TORNILLO
	46			408632	2	VITE M3X25 TE UNI 5739 A2	SCREW	VIS	TORNILLO
	47			408848	4	VITE M5X10 TCTC UNI 7687 A2	SCREW	VIS	TORNILLO
	48			408678	4	VITE M8X35 TE UNI 5739 ZINC	SCREW	VIS	TORNILLO
	49			425828	2	VITE M8x20 TBEI ISO 7380 A2	SCREW	VIS	TORNILLO
	52			416779	2	VITE M8x35 TBEI ISO 7380 ZINC	SCREW	VIS	TORNILLO

CR-02/06/07 STEERING GROUP → 218014232

DIRECTION COMMANDE
GOBIERNO CONTROL

02/06/07



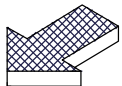
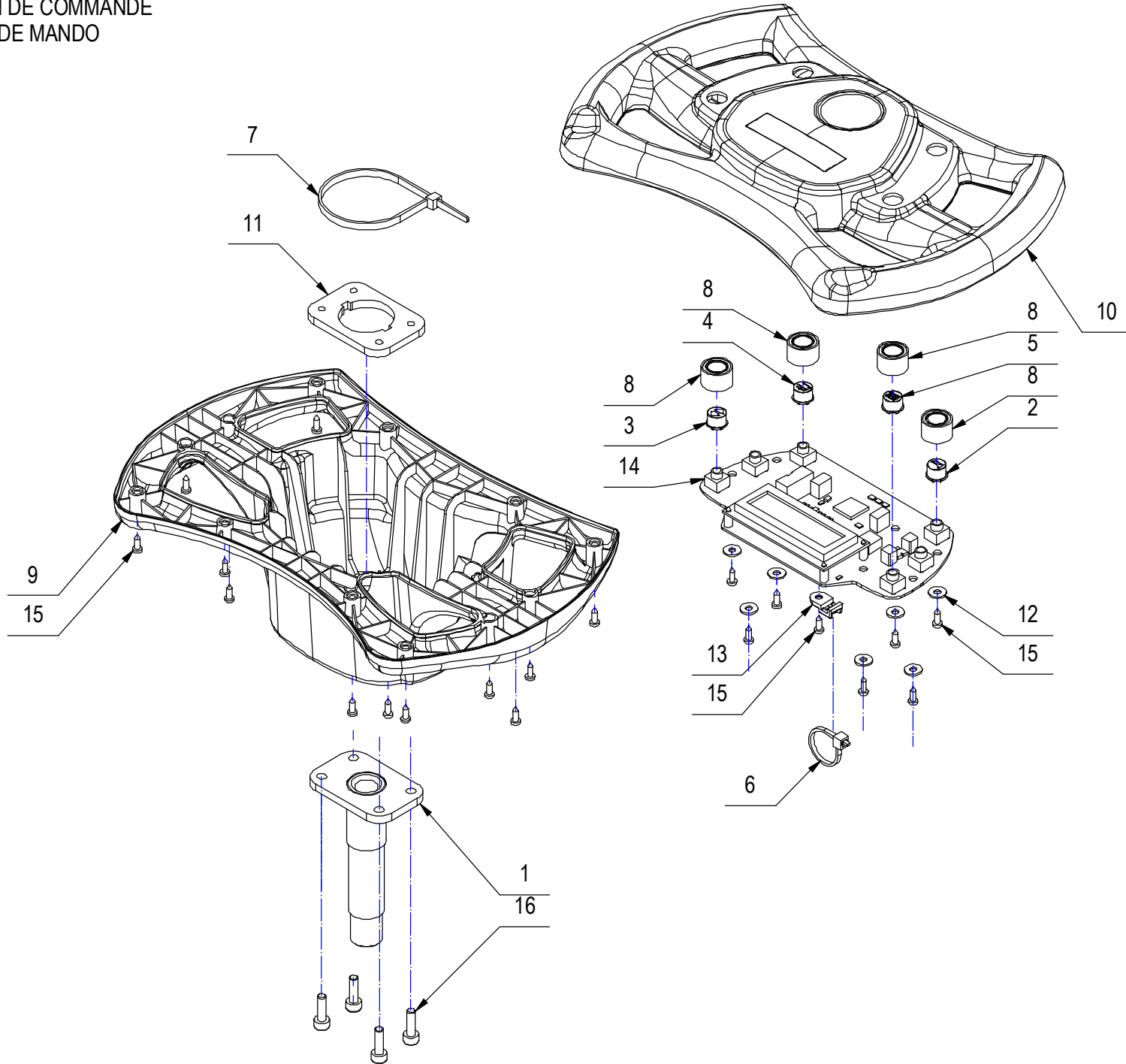
CR-02/06/07 STEERING GROUP

02/06/07

-	POS.	TECHNICAL NEWS	SERIAL NUMBER	CODICE	QTÀ	DESCRIZIONE	DENOMINATION	DESCRIPTION	DESCRIPCION
	1			436215	1	ALBERO INF.STERZO MXR L=547 D=22-18 Z=13	SHAFT	ARBRE	EJE
	3			436230	1	BOCCOLA D=35-25 d=22 S=31 NYLON	BUSHING	BAGUE	CASQUILLO
	5			436256	1	CATENA A RULLI ISO 06B - 3/8" - 49 PASSI	CHAIN	CHAINE	CADENA
	7			436807	1	CICALINO HP4560 - 24V - 80 dB - 2900 Hz	BUZZER	RONFLEUR	ZUMBADOR
	11			415661	1	CUSCINETTO SB 205 CON BLOCC	BEARING	ROULEMENT	COJINETE
	12			409754	1	DADO 1/2 GRIGIO x PRESSACAVO	NUT	ECROU	TUERCA
	15			409046	3	DADO M8x6,5 UNI 5588 ZINC	NUT	ECROU	TUERCA
	16			409085	6	DADO M8x8.5 AUTOBL. UNI 7474 ZINC	LOCK NUT	ECROU AUTOFREINES	TUERCA AUTOBLOCANTE
	18			436224	1	DISTANZIALE D=65 d=50,2 S=5 S235	SPACER	ENTRETOISE	DISTANCIADOR
	20			415660	2	FLANGIA BPFL 205 PER SUPP.	FLANGE	FLASQUE	BRIDA
	25			411947	1	GIUNTO CATENA DA 3/8	JOINT CHAIN	ATTACHE RAPIDE CHAINE	ACOPLAMIENTO CADENA
	27			411962	2	GRANO M8x40 EI UNI 5923 ZINC.	DOWEL	VIS CYLINDRIQUE	TORNILLO
	34			222359	1	PREM. RUOTA ANTERIORE	FRONT WHEEL	ROUE AVANT	RUEDA DELANTERO
	36			409752	1	PRESSACAVO PG 13-250	FAIR-LEAD	PRESSE-ETOUPE	RACOR CABLE
	37			409175	14	ROSETTA 8x17x1,6 UNI 6592 ZINC.	WASHER	RONDELLE	ARANDELA
	39			409181	4	ROSETTA GROWER 8x13x2,2 ZINC	LOCK WASHER	RONDELLE FREIN	ARANDELLA DENTADA
	41			436218	1	STAFFA GUIDA CAVO PIANTONE	SUPPORT	ATTAQUE	SOPORTE FIJADOR
	42			436219	1	STAFFA TENDI CATENA	SUPPORT	ATTAQUE	SOPORTE FIJADOR
	43			436808	1	SUPPORTO CICALINO	SUPPORT	ATTAQUE	SOPORTE FIJADOR
	50			408674	4	VITE M8x25 TE UNI 5739 ZINC	SCREW	VIS	TORNILLO
	51			408623	2	VITE M8x25 TTQST UNI 5732	SCREW	VIS	TORNILLO

CR-06 PREASSEMBLY OF THE CONTROL HANDLEBAR → 218014232

PREASSEMBLAGE DU GUIDON DE COMMANDE
 PREMONTAJE DEL MANILLAR DE MANDO



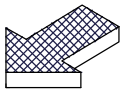
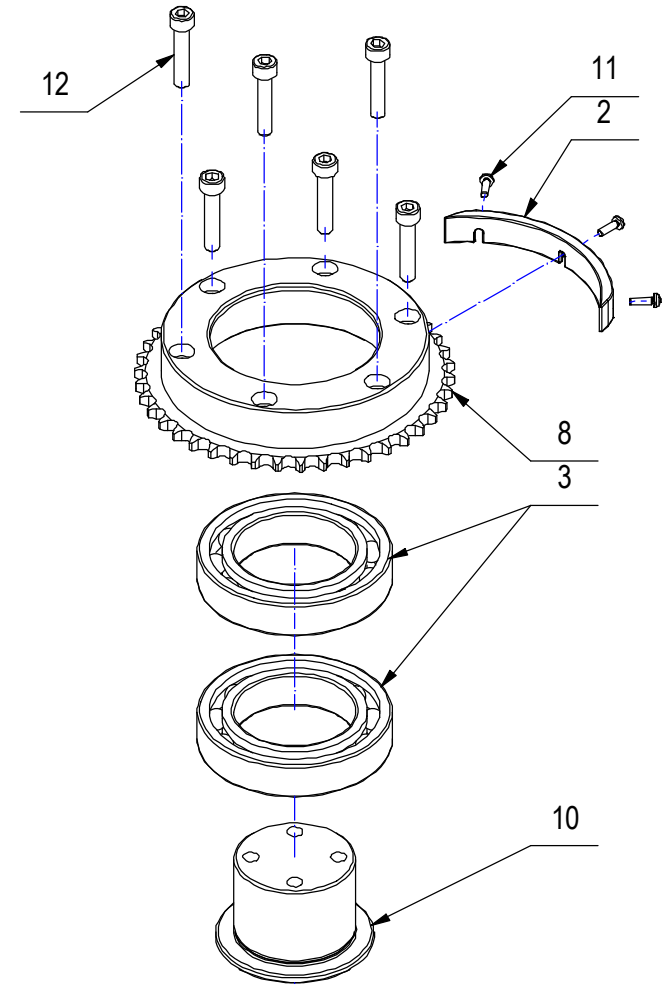
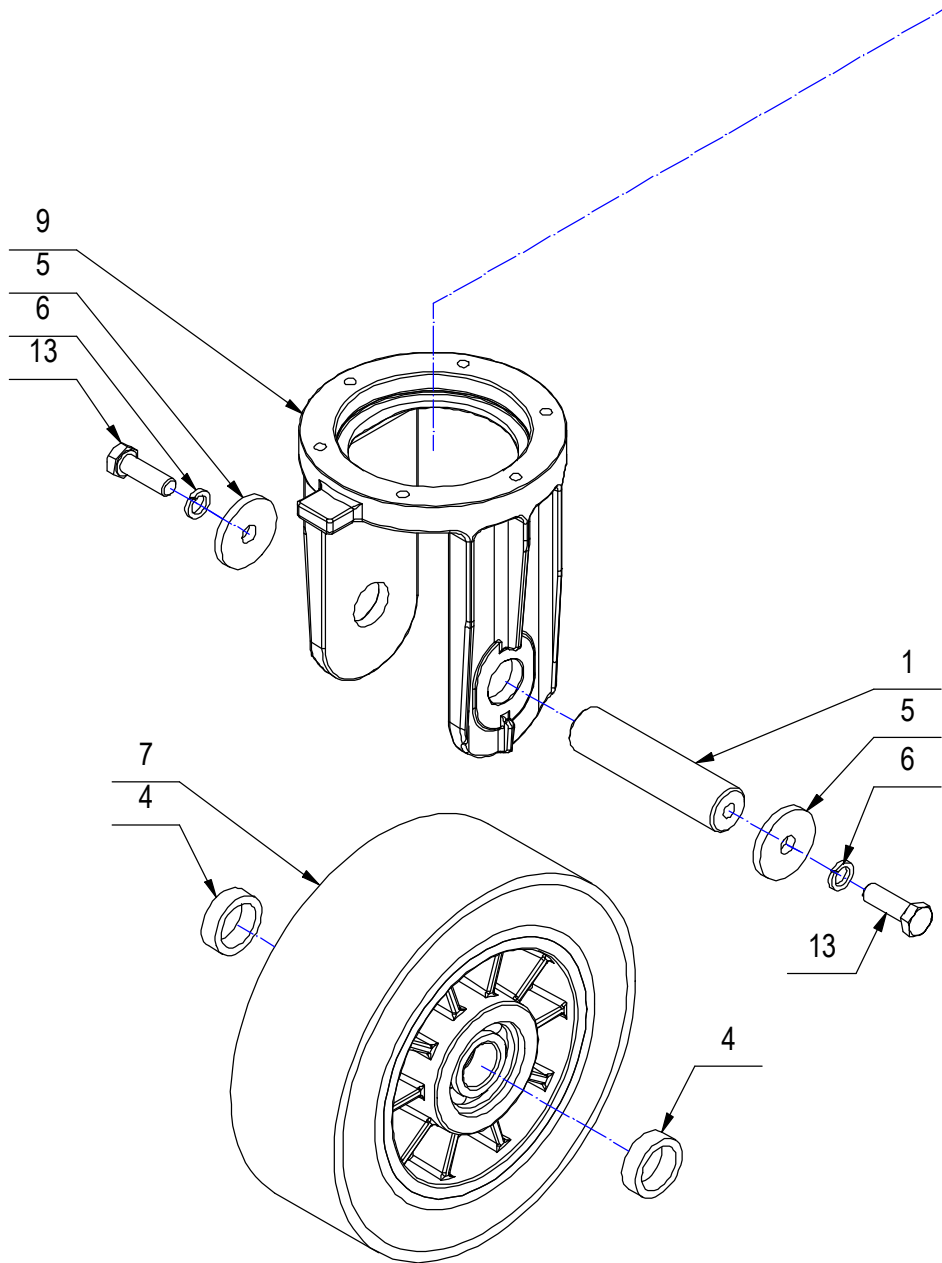
CR-06 PREASSEMBLY OF THE CONTROL HANDLEBAR

-	POS	TECHNICAL NEWS	SERIAL NUMBER	CODICE	QTÀ	DESCRIZIONE	DESCRIPTION	DESIGNATION	DESCRPCIÓN
	1			436216	1	ALBERO SUP. STERZO MXR L=105 FLANG.60x40	SHAFT	ARBRE	EJE
	2			436208	1	CAPPUCCIO GRIGIO RAL7004 MEC1US03 CLAXSO	CAP	CAPUCHON	TAPON
	3			436210	1	CAPPUCCIO GRIGIO RAL7004 MEC1US03 RETRO	CAP	CAPUCHON	TAPON
	4			436209	1	CAPPUCCIO GRIGIO RAL7004 MEC1US03 SPAZZ.	CAP	CAPUCHON	TAPON
	5			436211	1	CAPPUCCIO VERDE RAL6018 MEC1US02 ECO M.	CAP	CAPUCHON	TAPON
	6			410274	1	FASCETTA PLASTICA 2.5x98	CLAMP	COLLIER	ABRAZADERA
	7			410277	1	FASCETTA PLASTICA 4.5X200	CLAMP	COLLIER	ABRAZADERA
	8			436206	4	GHIERA SIGILLANTE MEC 1UW VOLANTE MXR	GASKET	JOINT	JUNTA
	9			436271	1	GUSCIO INFERIORE VOLANTE MXR	STEERING WHEEL	VOLANT	VOLANTE
	10			436270	1	GUSCIO SUPERIORE VOLANTE MXR+VETRINO	STEERING WHEEL	VOLANT	VOLANTE
	11			436272	1	PIASTRA INTERNA VOLANTE MXR	PLAQUE	PLAQUE	PLACA
	12			409147	7	ROSETTA 4x10x1 NYLON	WASHER	RONDELLE	ARANDELA
	13			436393	1	SUPPORTO AD OCCHIELLO D=4,1 (COD. 5461E)	SUPPORT	SUPPORT	SOPORTE
	14			436267	1	TASTIERA 7CFCT000 MXR-IMX	CHECK CARD CONTROLS	PLAQUE CONTR. COMMANDES	FICHA CONTROL MANDOS
	15			415866	20	VITE D.2,9X9,5 AUTOF. DIN 7981 ZINC	SCREW	VIS	TORNILLO
	16			415755	4	VITE M5x16 TCEI UNI 5931 ZINC	SCREW	VIS	TORNILLO

CR-07 FRONT WHEEL GROUP

GROUPE DE ROUE AVANT

GRUPO DE LA RUEDA DELANTERA



CR-07 FRONT WHEEL GROUP

-	POS.	TECHNICAL NEWS	SERIAL NUMBER	CODICE	QTÀ	DESCRIZIONE	DENOMINATION	DESCRIPTION	DESCRIPCION
	1			436221	1	ALBERO RUOTA ANTERIORE D=20 L=83,5	SHAFT	ARBRE	EJE
	2			436141	1	CAMMA RUOTA ANTERIORE MXR	CAM	CAME	LEVA
	3			408450	2	CUSCINETTO 6010 2RS 50x80x16	BEARING	ROULEMENT	COJINETE
	4			210071	2	DISTANZIALE D=27 d=20 S=8 AVP	SPACER	ENTRETOISE	DISTANCIADOR
	5			400167	2	RONDELLA 8,2x32x4	WASHER	RONDELLE	ARANDELA
	6			409187	2	ROSETTA GROWER 8x13x2,2 A2	WASHER	RONDELLE	ARANDELA
	7			436222	1	RUOTA D=175 d=20 S=60 CON CUSCINETTI	WHEEL	ROUE	RUEDA
	8			436142	1	SUPP. PORTA CUSCINETTO + CORONA 42 DENTI	BEARING SUPPORT	SUPPORT ROULEMENT	SOPORTE COJINETE
	9			436128	1	SUPPORTO INFERIORE RUOTA ANTERIORE MXR	SUPPORT WHEELS	SUPPORT ROUES	SOPORTE RUEDAS
	10			436220	1	SUPPORTO RUOTA ANTERIORE D=50-65 H=41	SUPPORT WHEELS	SUPPORT ROUES	SOPORTE RUEDAS
	11			408838	3	VITE M3x10 TCTC UNI 7687 ZINC	SCREW	VIS	TORNILLO
	12			408798	6	VITE M6x30 TCEI UNI 5931 ZINC	SCREW	VIS	TORNILLO
	13			408675	2	VITE M8x25 TE UNI5739 A2	SCREW	VIS	TORNILLO

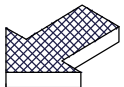
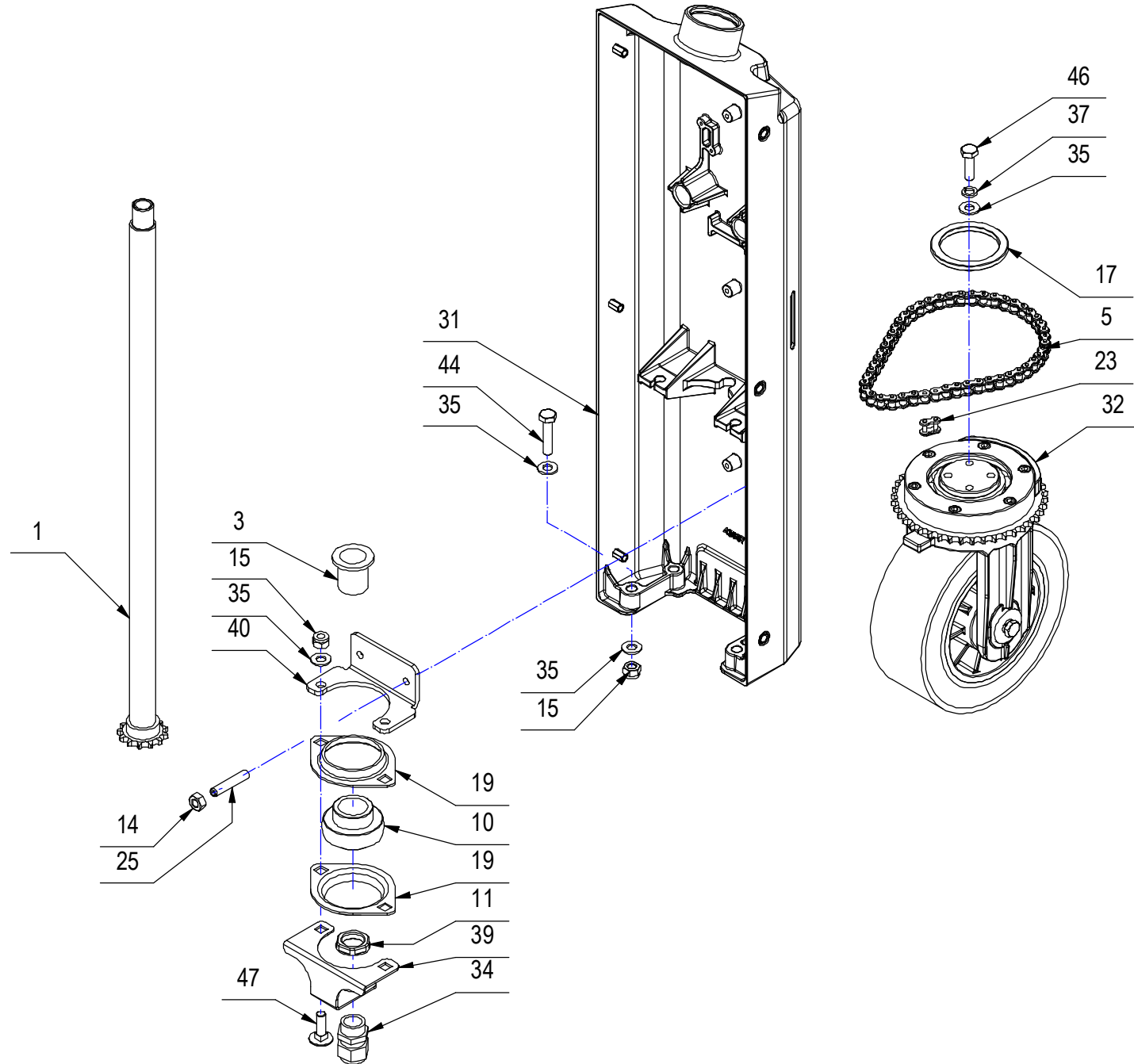
CR-02/06/07 STEERING GROUP

02/06/07

-	POS.	TECNICAL NEWS	SERIAL NUMBER	CODICE	QTÀ	DESCRIZIONE	DENOMINATION	DESCRIPTION	DESCRIPCION
	2			409819	3	BASSETTA TC 142 PER FASCETTE	SUPPORT PLATE	PLAQUE SUPPORT	PLACA SOPORTE
	4			408058	4	BOCCOLA LAMEL. Ø18 x ø16 x H12 COLL. Ø24	BUSHING	BAGUE	CASQUILLO
	6			429782	1	CENTRAGGIO SOFFIETTO	COLLAR	COLLIER	COLLAR
	7			410466	1	CLIPS PER FORCELLA M5 LUNGA	CLIP	EPINGLE	ESPIGA
	8			203269	2	COLONNETTA PER GIUNTO	STUD BOLT	TIGE	PRISIONERO
	9			408434	2	CUSCINETTO 6004 2RS 42x20x12	BEARING	ROULEMENT	COJINETE
	12			409045	6	DADO M6x3 UNI 5590 A2	NUT	ECROU	TUERCA
	13			409054	2	DADO M8x5 UNI 5589 ZINC	NUT	ECROU	TUERCA
	16			436591	1	DISTANZIALE D=41,5 d=34 S=6	SPACER	ENTRETOISE	DISTANCIADOR
	18			410277	3	FASCETTA PLASTICA 4.5X200	CLAMP	COLLIER	ABRAZADERA
	20			436151	1	FUNE SOLLEVAMENTO BASAMENTO	CABLE	CABLE	CUERDA
	21			436150	1	FUNE SOLLEVAMENTO TERGIPAVIMENTO	CABLE	CABLE	CUERDA
	22			434728	1	GIUNTO CARDANICO D=37 d=18 CON FORO=11	UNIVERSAL JOINT	JOINT UNIVERSEL	ARTICULACION DE CARDAN
	24			408909	6	GRANO M6x16 EI UNI 5929 ZINC	DOWEL	VIS CYLINDRIQUE	TORNILLO
↓	26			210516	1	INT. A CHIAVE COMPLETO (ELFI D.22)	KEY	CLEF	LLAVE
↑	26.1			409246	1	CONTATTO PER INTERRUTTORE A CHIAVE	CONTACT FOR SWITCH	CONTACT INTERRUPT.	CONTACTO INTERR.
↑	26.2			409262	1	FLANGIA PER INTERRUTTORE A CHIAVE	FLANGE	FLASQUE	BRIDA
↑↓	26.3			409261	1	INTERRUTTORE CON CHIAVI	SWITCH WITH KEY	INTERRUPTEUR A CLEF	INTERRUPTOR CON LLAVE
↑↑	26.3.1			409297	1	CHIAVE INTERRUTTORE	KEY	CLEF	LLAVE
↑↑	26.3.2			409261	1	CORPO INTERRUTTORE A CHIAVE	SWITCH BODY	CORPS INTERRUPTEUR	CUERPO INTERRUPTOR
	27			436586	2	LEVA COMANDO BASAMENTO-TERGI	LEVER	LEVIER	PALANCA
	28			219113	2	LEVA INTERNA SOLLEVAMENTO	LEVER	LEVIER	PALANCA
	29			436587	2	MANOPOLA LEVA COMANDO BASAM.-TERGI	KNOB	POIGNEE	EMPUÑADURA
	30			409499	2	MICRO 16A 3x22 LEVA CORTA	MICROSWITCH	MICROINTERRUPTEUR	MICROINTERRUPTOR
	31			436577	1	PIANTONE STERZO RAL 7016	STEERING COLUMN	COLONNE DE DIRECTION	COLUMNA DE DIRECCION
	33			222360	1	PREM. VOLANTE	STEERING WHEEL	VOLANT	VOLANTE
	36			409179	2	ROSETTA 9x24x2,5 UNI 6593 ZINC	WASHER	RONDELLE	ARANDELA
	38			408334	1	SEEGER I42 UNI 7437	SEEGER RING	SERRE CLIPS	ANILLO SEEGER
	41			219552	1	TUBO FLEX SOFF. STERZO L=60 (NERO)	BELLOWS	SOUFFLET	FUELLE
	42			415709	4	VITE M3X16 TE UNI 5739 INOX A2	SCREW	VIS	TORNILLO
	43			408848	3	VITE M5X10 TCTC UNI 7687 A2	SCREW	VIS	TORNILLO
	45			425828	2	VITE M8x20 TBEI ISO 7380 A2	SCREW	VIS	TORNILLO
	48			416779	2	VITE M8x35 TBEI ISO 7380 ZINC	SCREW	VIS	TORNILLO

CR-02/06/07 STEERING GROUP 218014233→

GROUPE DE DIRECTION
GRUPO DE DIRECCIÓN



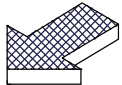
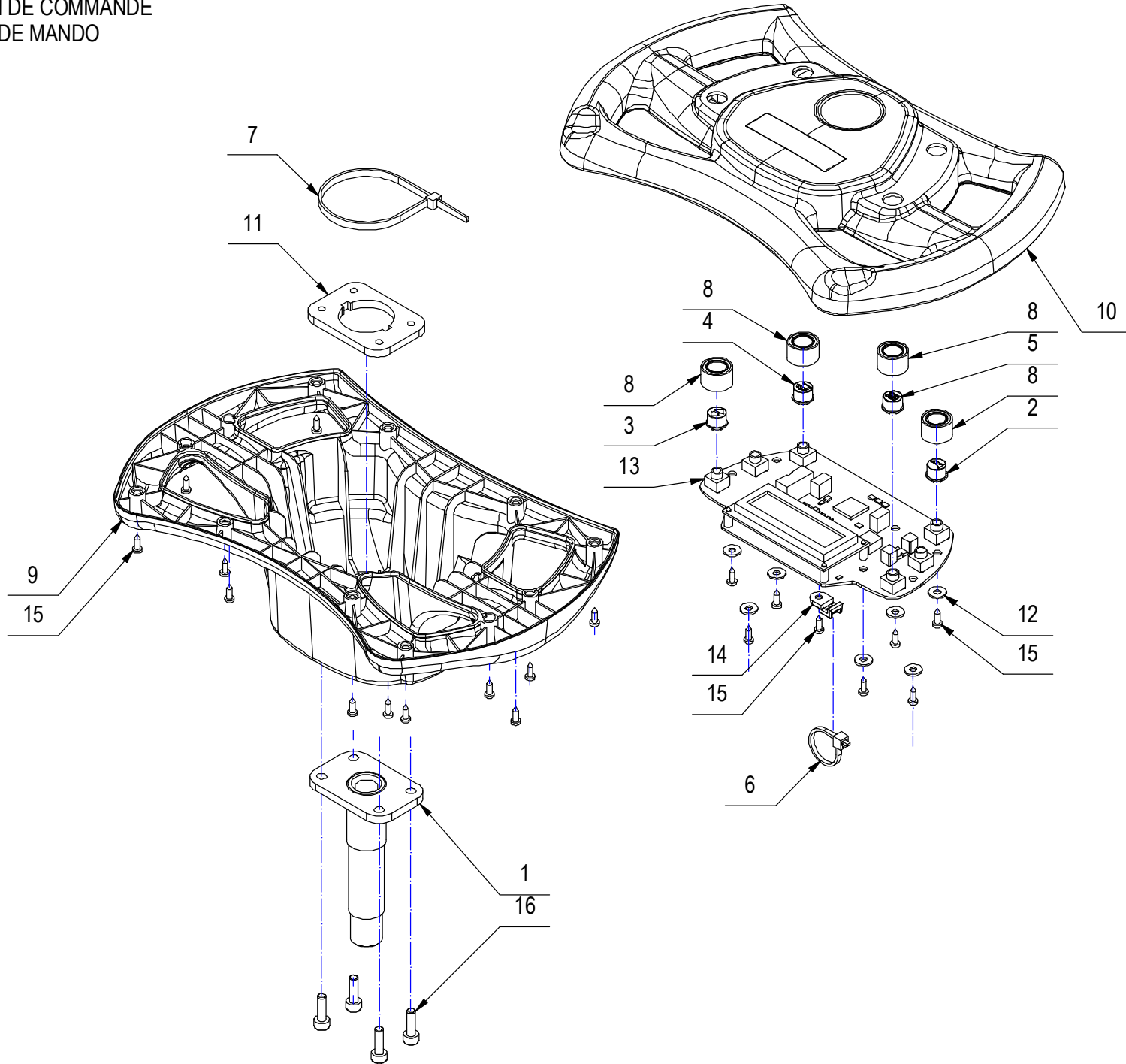
CR-02/06/07 STEERING GROUP

02/06/07

-	POS.	TECNICAL NEWS	SERIAL NUMBER	CODICE	QTÀ	DESCRIZIONE	DENOMINATION	DESCRIPTION	DESCRIPCION
	1			436215	1	ALBERO INF.STERZO MXR L=547 D=22-18 Z=13	SHAFT	ARBRE	EJE
	3			436230	1	BOCCOLA D=35-25 d=22 S=31 NYLON	BUSHING	BAGUE	CASQUILLO
	5			436256	1	CATENA A RULLI ISO 06B - 3/8" - 49 PASSI	CHAIN	CHAINE	CADENA
	10			415661	1	CUSCINETTO SB 205 CON BLOCC	BEARING	ROULEMENT	COJINETE
	11			409754	1	DADO 1/2 GRIGIO x PRESSACAVO	NUT	ECROU	TUERCA
	14			409046	2	DADO M8x6,5 UNI 5588 ZINC	NUT	ECROU	TUERCA
	15			409085	6	DADO M8x8,5 AUTOBL. UNI 7474 ZINC	LOCK NUT	ECROU AUTOFREINES	TUERCA AUTOBLOCANTE
	17			436224	1	DISTANZIALE D=65 d=50,2 S=5 S235	SPACER	ENTRETOISE	DISTANCIADOR
	19			415660	2	FLANGIA BPFL 205 PER SUPP.	FLANGE	FLASQUE	BRIDA
	23			411947	1	GIUNTO CATENA DA 3/8	JOINT CHAIN	ATTACHE RAPIDE CHAINE	ACOPLAMIENTO CADENA
	25			411962	2	GRANO M8x40 EI UNI 5923 ZINC.	DOWEL	VIS CYLINDRIQUE	TORNILLO
	31			436577	1	PIANTONE STERZO RAL 7016	STEERING COLUMN	COLONNE DE DIRECTION	COLUMNA DE DIRECCION
	32			222359	1	PREM. RUOTA ANTERIORE	FRONT WHEEL	ROUE AVANT	RUEDA DELANTERO
	34			409752	1	PRESSACAVO PG 13-250	FAIR-LEAD	PRESSE-ETOUPE	RACOR CABLE
	35			409175	14	ROSETTA 8x17x1,6 UNI 6592 ZINC.	WASHER	RONDELLE	ARANDELA
	37			409181	4	ROSETTA GROWER 8x13x2,2 ZINC	LOCK WASHER	RONDELLE FREIN	ARANDELLA DENTADA
	39			436218	1	STAFFA GUIDA CAVO PIANTONE	SUPPORT	ATTAQUE	SOPORTE FIJADOR
	40			436219	1	STAFFA TENDI CATENA	SUPPORT	ATTAQUE	SOPORTE FIJADOR
	44			408678	4	VITE M8X35 TE UNI 5739 ZINC	SCREW	VIS	TORNILLO
	46			408674	4	VITE M8x25 TE UNI 5739 ZINC	SCREW	VIS	TORNILLO
	47			408623	2	VITE M8x25 TTQST UNI 5732	SCREW	VIS	TORNILLO

CR-06 PREASSEMBLY OF THE CONTROL HANDLEBAR 218014233→

PREASSEMBLAGE DU GUIDON DE COMMANDE
PREMONTAJE DEL MANILLAR DE MANDO



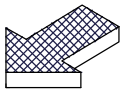
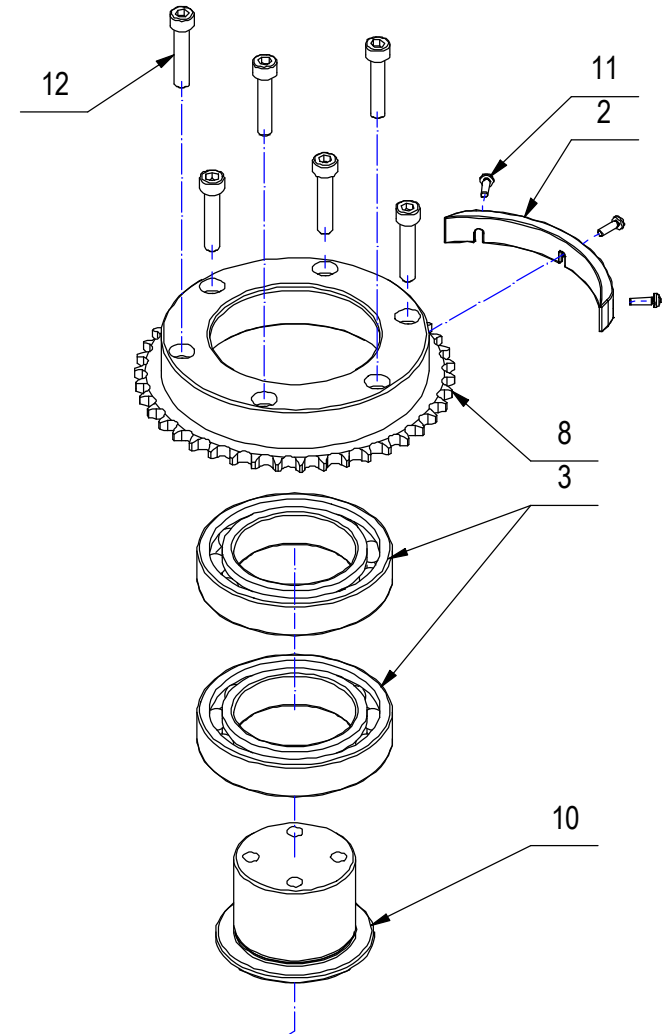
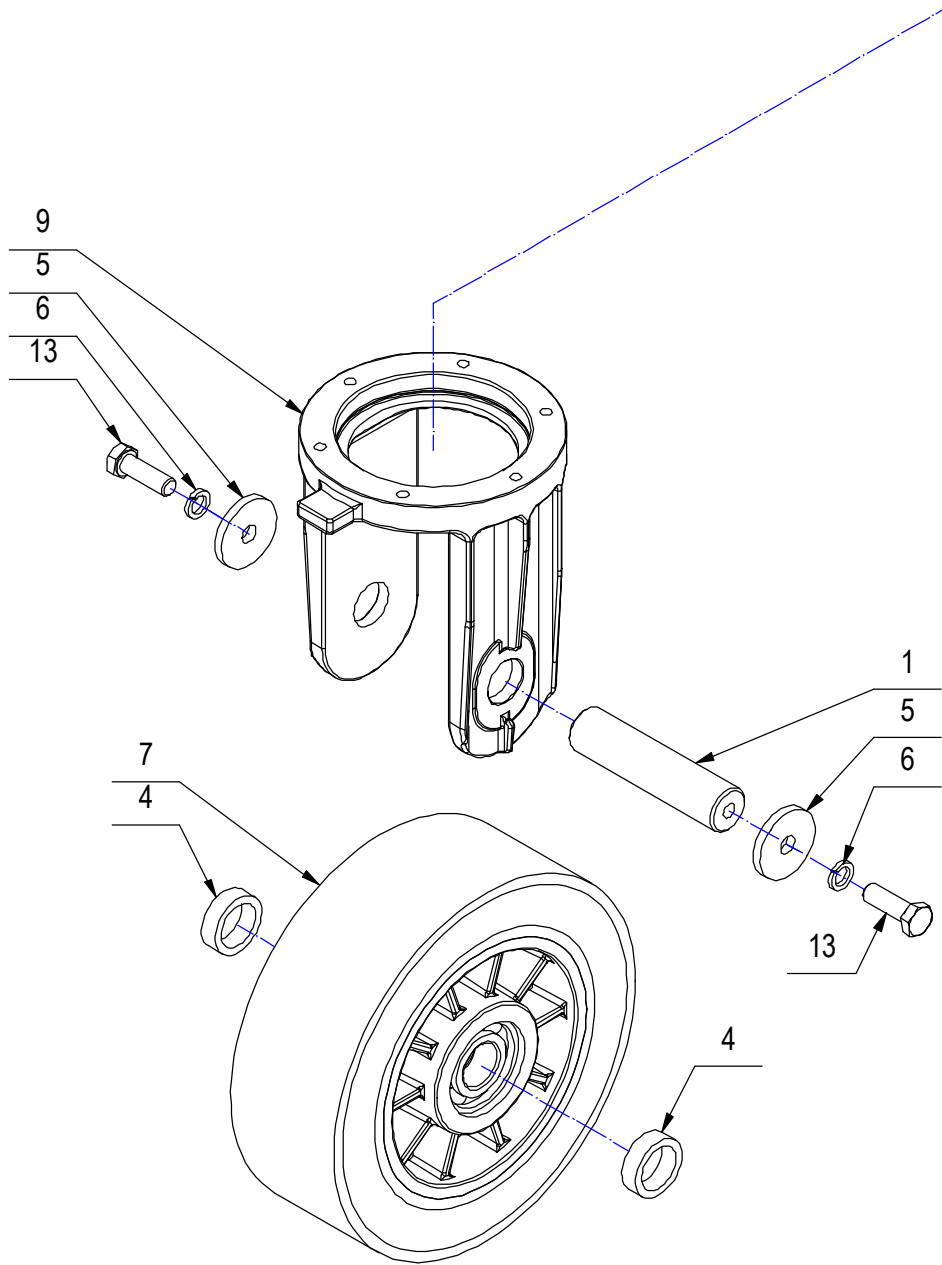
CR-06 PREASSEMBLY OF THE CONTROL HANDLEBAR

-	POS.	TECHNICAL NEWS	SERIAL NUMBER	CODICE	QTÀ	DESCRIZIONE	DENOMINATION	DESCRIPTION	DESCRIPCION
	1			436216	1	ALBERO SUP. STERZO MXR L=105 FLANG.60x40	SHAFT	ARBRE	EJE
	2			436208	1	CAPPUCCIO GRIGIO RAL7004 MEC1US03 CLAXSO	CAP	CAPUCHON	TAPON
	3			436210	1	CAPPUCCIO GRIGIO RAL7004 MEC1US03 RETRO	CAP	CAPUCHON	TAPON
	4			436209	1	CAPPUCCIO GRIGIO RAL7004 MEC1US03 SPAZZ.	CAP	CAPUCHON	TAPON
	5			436211	1	CAPPUCCIO VERDE RAL6018 MEC1US02 ECO M.	CAP	CAPUCHON	TAPON
	6			410274	1	FASCETTA PLASTICA 2.5x98	CLAMP	COLLIER	ABRAZADERA
	7			410277	1	FASCETTA PLASTICA 4.5X200	CLAMP	COLLIER	ABRAZADERA
	8			436206	4	GHIERA SIGILLANTE MEC 1UW VOLANTE	GASKET	JOINT	JUNTA
	9			436271	1	GUSCIO INFERIORE VOLANTE	STEERING WHEEL	VOLANT	VOLANTE
	10			436270	1	GUSCIO SUPER. VOLANTE + VETRINO	STEERING WHEEL	VOLANT	VOLANTE
	11			436272	1	PIASTRA INTERNA VOLANTE	PLAQUE	PLAQUE	PLACA
	12			409147	7	ROSETTA 4x10x1 NYLON	WASHER	RONDELLE	ARANDELA
	13			436267	1	SCHEDA COMANDI VOLANTE	CHECK CARD CONTROLS	PLAQUE CONTR. COMMANDES	FICHA CONTROL MANDOS
	14			436393	1	SUPPORTO AD OCCHIELLO D=4,1 (COD. 5461E)	SUPPORT	SUPPORT	SOPORTE
	15			415866	20	VITE D.2,9X9,5 AUTOF. DIN 7981 ZINC	SCREW	VIS	TORNILLO
	16			415755	4	VITE M5x16 TCEI UNI 5931 ZINC	SCREW	VIS	TORNILLO

CR-07 FRONT WHEEL GROUP

GROUPE DE ROUE AVANT

GRUPO DE LA RUEDA DELANTERA

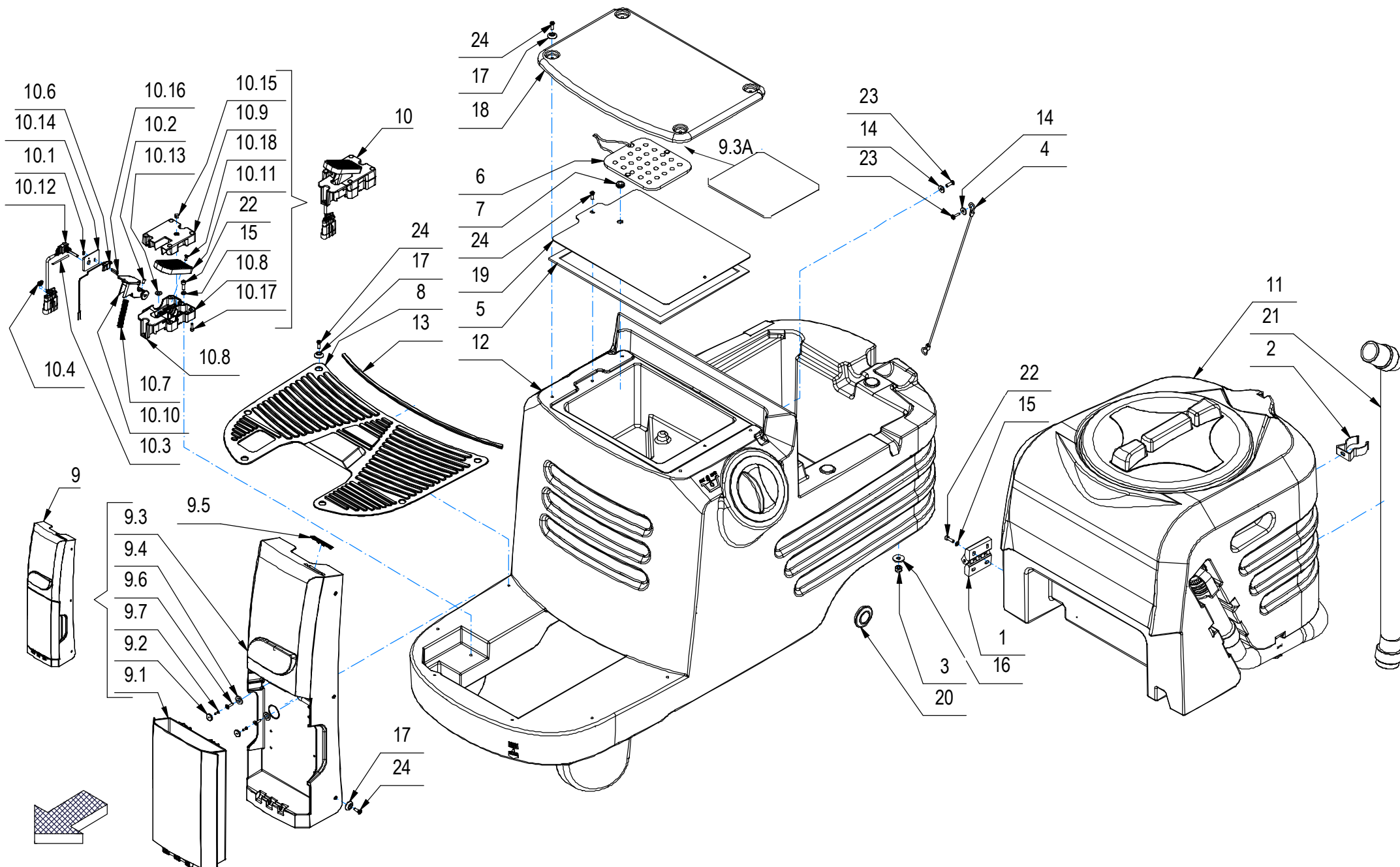


CR-07 FRONT WHEEL GROUP

-	POS.	TECHNICAL NEWS	SERIAL NUMBER	CODICE	QTÀ	DESCRIZIONE	DENOMINATION	DESCRIPTION	DESCRIPCION
	1			436221	1	ALBERO RUOTA ANTERIORE D=20 L=83,5	SHAFT	ARBRE	EJE
	2			436141	1	CAMMA RUOTA ANTERIORE MXR	CAM	CAME	LEVA
	3			408450	2	CUSCINETTO 6010 2RS 50x80x16	BEARING	ROULEMENT	COJINETE
	4			210071	2	DISTANZIALE D=27 d=20 S=8 AVP	SPACER	ENTRETOISE	DISTANCIADOR
	5			400167	2	RONDELLA 8,2x32x4	WASHER	RONDELLE	ARANDELA
	6			409187	2	ROSETTA GROWER 8x13x2,2 A2	WASHER	RONDELLE	ARANDELA
	7			436222	1	RUOTA D=175 d=20 S=60 CON CUSCINETTI	WHEEL	ROUE	RUEDA
	8			436142	1	SUPP. PORTA CUSCINETTO + CORONA 42 DENTI	BEARING SUPPORT	SUPPORT ROULEMENT	SOPORTE COJINETE
	9			436128	1	SUPPORTO INFERIORE RUOTA ANTERIORE MXR	SUPPORT WHEELS	SUPPORT ROUES	SOPORTE RUEDAS
	10			436220	1	SUPPORTO RUOTA ANTERIORE D=50-65 H=41	SUPPORT WHEELS	SUPPORT ROUES	SOPORTE RUEDAS
	11			408838	3	VITE M3x10 TCTC UNI 7687 ZINC	SCREW	VIS	TORNILLO
	12			408798	6	VITE M6x30 TCEI UNI 5931 ZINC	SCREW	VIS	TORNILLO
	13			408675	2	VITE M8x25 TE UNI5739 A2	SCREW	VIS	TORNILLO

CR-09/10 GROUP TANKS AND ACCESSORIES →218014232

RÉSERVOIRS DE GROUPES ET ACCESSOIRES
TANQUES PARA GRUPOS Y ACCESORIOS

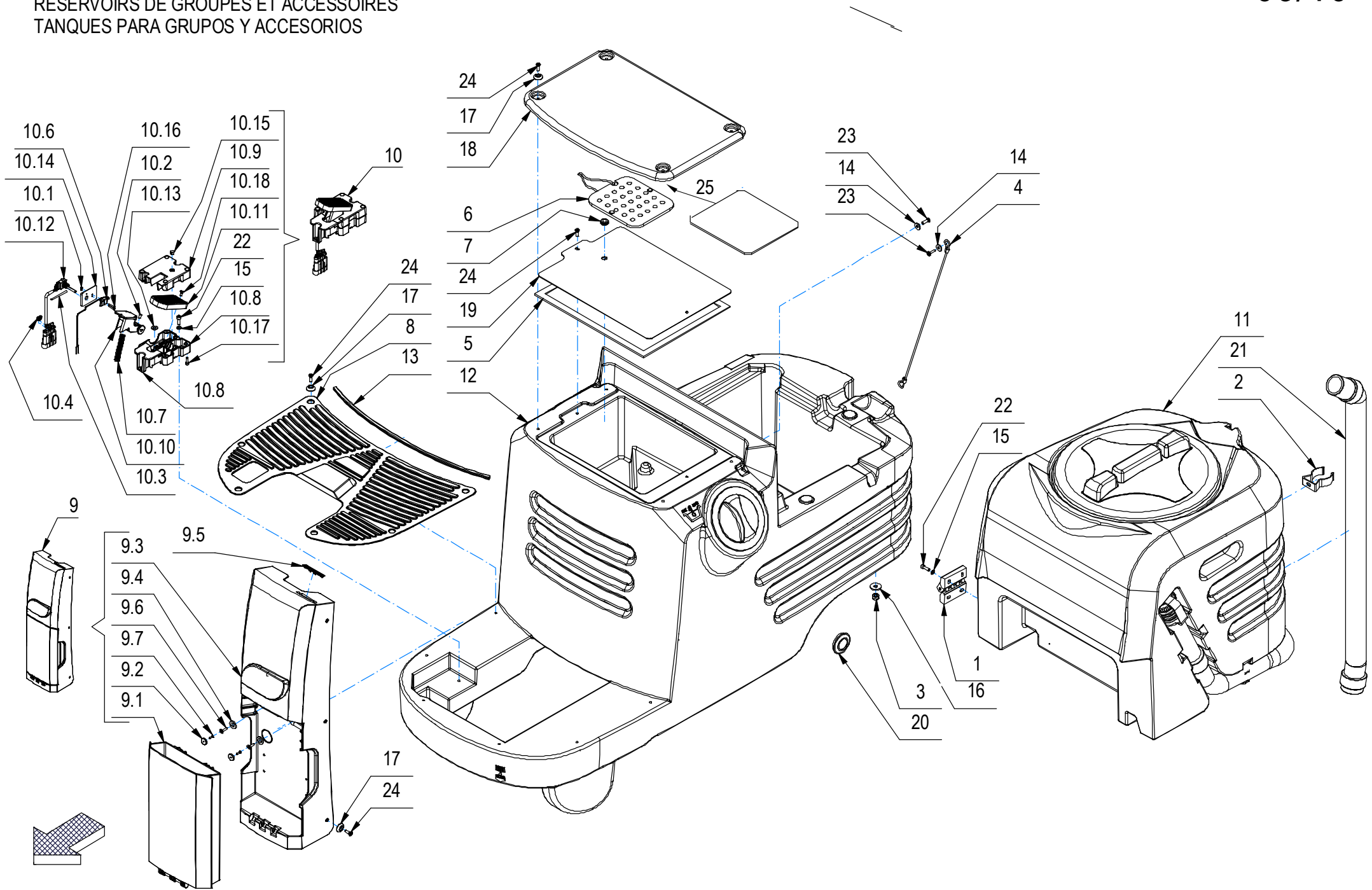


CR-09/10 GROUP TANKS AND ACCESSORIES

-	POS	TECHNICAL NEWS	SERIAL NUMBER	CODICE	QTÀ	DESCRIZIONE	DESCRIPTION	DESIGNATION	DESCRIPCION
	1			434159	2	CERNIERA ELESA FORI ASOLATI - CFA-SL-HV	HINGE	CHARNIERE	BISAGRA
	2			412123	1	CLIP ABS FISSAGGIO TUBO D=38	SPRING	RESSORT	RESORTE
	3			409085	6	DADO M8x8.5 AUTOBL. UNI 7474 ZINC	LOCK NUT	ECROU AUTOFREINES	TUERCA AUTOBLOCANTE
	4			222431	1	FUNE TRECCIA POLYESTER F.16 D=3 x 460	CABLE	CABLE	CUERDA
	5			222941	1	GUARNIZIONE MOUSSE 15X3 L=1120	GASKET	JOINT	JUNTA
	6			409503	1	MICROINT. PER SEDILE	MICROSWITCH	MICROINTERRUPTEUR	MICROINTERRUPTOR
	7			409810	1	PASSAFILO DIAM. 8x12x1.5	FAIRLEAD	PASSE-CABLE	GUIACABLE
	8			436134	1	PEDANA	BOTTOM PLATE	REPOSE PIED	PLATAFORMA
	9			222366	1	PREM. MUSERO	INSTRUMENT BOARD ASSEMBLY	GRUPE TABLEAU DE BORD	GRUPO TABLERO DE INSTRUMENTOS
	9.1			436145	1	CASSETTO MUSERO	STEERING COLUMN BOX	CAISSE COLONNE DE DIRECTION	CAJA COLUMNA DE DIRECCION
	9.2			430184	2	MAGNETE D15 x d3 x 3 F=3 Kg	MAGNET	AIMANT	IMAN
	9.3			436137	1	MUSERO	STEERING COLUMN COVER	CARTER COLONNE	CARTER COLUMNA
	9.3A			434201	1	Compensator Mat			
	9.4			204947	2	RONDELLA 6x18x2 SVASATA	WASHER	RONDELLE	ARANDELA
	9.5			441772	1	TAPPO COPERTURA FORO RFID RAL 7016	COVER	COUVERCLE	TAPA
	9.6			425622	2	VITE AUT. 4.2X16 TSPTC - RAPID-FIX - A2	SCREW	VIS	TORNILLO
	9.7			408922	2	VITE M3x10 TPS UNI 6109 A2	SCREW	VIS	TORNILLO
	10			223940	1	PREM. PEDALE MARCIA	PEDAL	PEDALE	PEDAL
	10.1			435421	2	DADO M2 UNI 5588 INOX	NUT	ECROU	TUERCA
	10.2			415808	1	GRANO M4x8 UNI 5927			
	10.3			411495	1	GUAINA TERMORESTRING. D.3,2	SHEATH	GAINE	VAINA
	10.4			436433	2	GUARNIZIONE CONTATTO AMP 281934-2 GIALLO	GASKET	JOINT	JUNTA
	10.5			436257	1	KIT CAVI PEDALE	PEDAL CABLE	CABLE PEDALE	CABLE PEDAL
	10.6			435425	1	MICROINTERRUPTORE STAGNO ABJ 2612609	MICROSWITCH	MICROINTERRUPTEUR	MICROINTERRUPTOR
	10.7			414732	1	MOLLA COMPRES. D=11 d=8.6 L=60 FILO 1,2	SPRING	RESSORT	RESORTE
	10.8			439407	1	PEDALE MARCIA - CORPO INFERIORE	PEDAL - LOWER BODY	PEDALE - BAS DU CORPS	PEDAL - CUERPO INFERIOR
	10.9			439409	1	PEDALE MARCIA - CORPO SUPERIORE	PEDAL - UPPER BODY	PEDALE - HAUT DU CORPS	PEDAL - CUERPO SUPERIOR
	10.10			439408	1	PEDALE MARCIA - LEVA COMANDO INFERIORE	PEDAL - LEVER LOWER	PEDALE - ABAISSEZ LE LEVIER	PEDAL - PALANCA INFERIOR
	10.11			436882	1	PEDALE MXR - LEVA COMANDO SUPERIORE	PEDAL	PEDALE	PEDAL
	10.12			439325	1	POTENZIOMETRO CTS 2,5 KOHM L=35			
	10.13			409156	1	ROSETTA 6x12x1,6 UNI 6592 ZINC	WASHER	RONDELLE	ARANDELA
	10.14			439410	1	STAFFA SUPP. POTENZ. CTS + MICRO PEDALE	SUPPORT	ATTAQUE	SOPORTE FIJADOR
	10.15			409834	1	TAPPO COPRIFORO DIAM.6,5	CAP	CAPUCHON	TAPON
	10.16			435420	2	VITE M2X16 TCCI UNI 6107 INOX	SCREW	VIS	TORNILLO
	10.17			408788	4	VITE M4X12 TCEI UNI 5931 (8.8) ZINC	SCREW	VIS	TORNILLO
	10.18			408928	3	VITE M4x10 TPS UNI6109 A2	SCREW	VIS	TORNILLO

CR-09/10 GROUP TANKS AND ACCESSORIES → 218014232

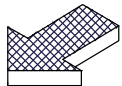
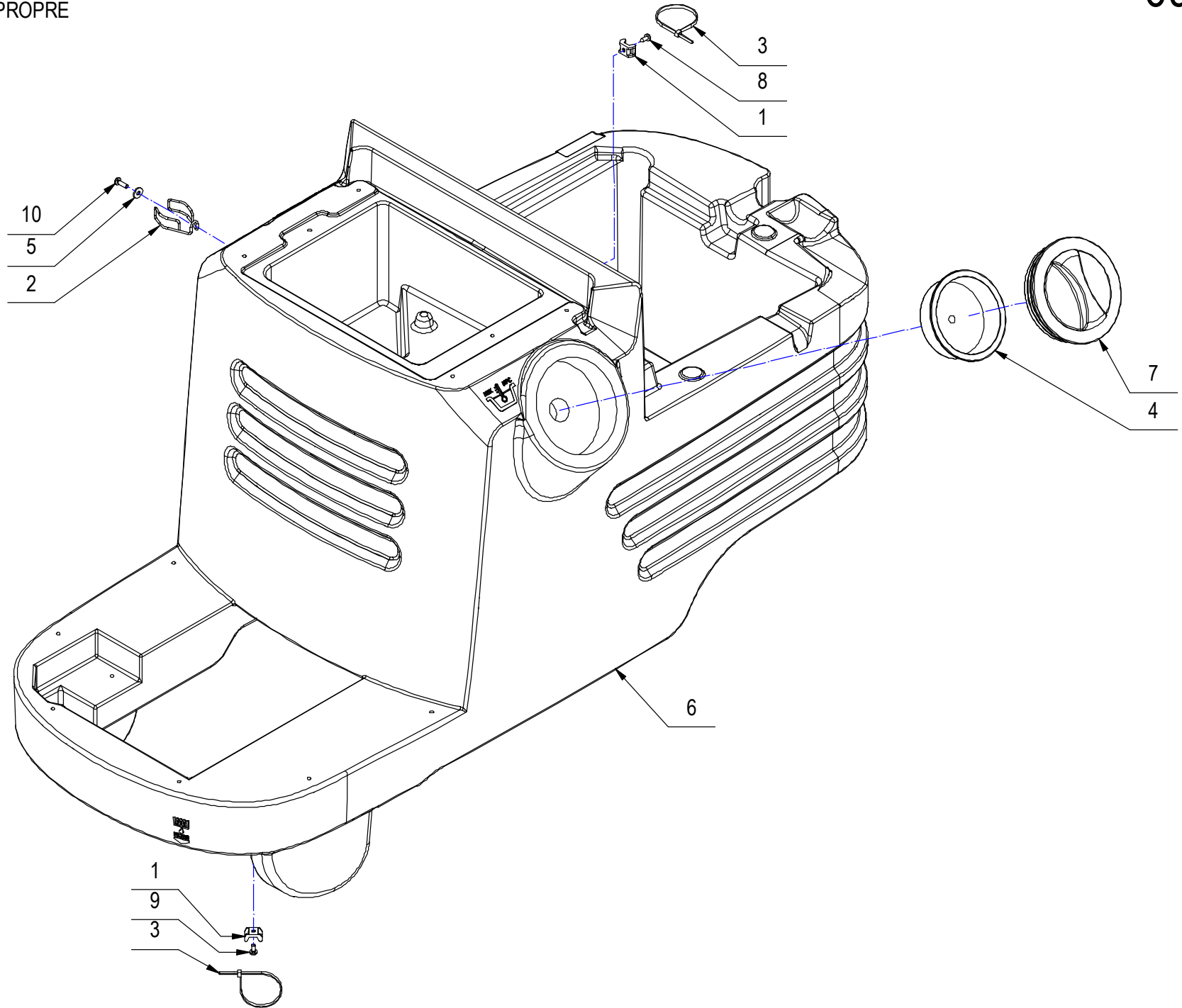
RÉSERVOIRS DE GROUPES ET ACCESSOIRES
TANQUES PARA GRUPOS Y ACCESORIOS



CR-09/10 GROUP TANKS AND ACCESSORIES

-	POS	TECHNICAL NEWS	SERIAL NUMBER	CODICE	QTÀ	DESCRIZIONE	DESCRIPTION	DESIGNATION	DESCRPCIÓN
	11			227758	1	PREM. SERBATOIO RECUPERO	RECOVERY TANK ASSEMBLY	GROUPE DE RESERVOIR RECUPERATION	GRUPO TANQUE RECUPERACIÓN
	12			222811	1	PREM. SERBATOIO SOLUZIONE	SOLUTION TANK	RESERVOIR EAU PROPRE	TANQUE SOLUCION
	13			223051	1	PROFILO GOMMA A - U - 8,5X6 L=470	PROFILE	PROFIL	PERFIL
	14			409151	2	ROSETTA 5,5x15x1.5 UNI 6593 ZINC	WASHER	RONDELLE	ARANDELA
	15			409150	10	ROSETTA 5X11X1 UNI 6592 ZINC	WASHER	RONDELLE	ARANDELA
	16			409179	6	ROSETTA 9x24x2,5 UNI 6593 ZINC	WASHER	RONDELLE	ARANDELA
	17			400250	16	ROSETTA SOTTOVITE D=5X20	SPECIAL WASHER	RONDELLE SPECIALE	ARANDELA ESPECIAL
	18			436895	1	SEDILE	SEAT	SIEGE	ASIENTO
	19			437048	1	SUPPORTO SEDILE	SUPPORT	SUPPORT	SOPORTE
	20			422390	2	TAPPO COPRIMOZZO G48 PER RUOTA	COVER	COUVERCLE	TAPA
	21			446963	1	TUBO ESTENSIBILE 1:4 d=35 L=650	PIPE	TUBE	TUBO
	22			415755	10	VITE M5x16 TCEI UNI 5931 ZINC	SCREW	VIS	TORNILLO
	23			408854	2	VITE M5X16 TCTC UNI EN ISO 704	SCREW	VIS	TORNILLO
	24			408516	18	VITE M5x16 TSCTC UNI 7689 ZINC	SCREW	VIS	TORNILLO
	25			434201	1	Compensator Mat			

CR-09 SOLUTION TANK ASSEMBLY →218014232
GROUPE DE RESERVOIR EAU PROPRE
GRUPO TANQUE SOLUCIÓN

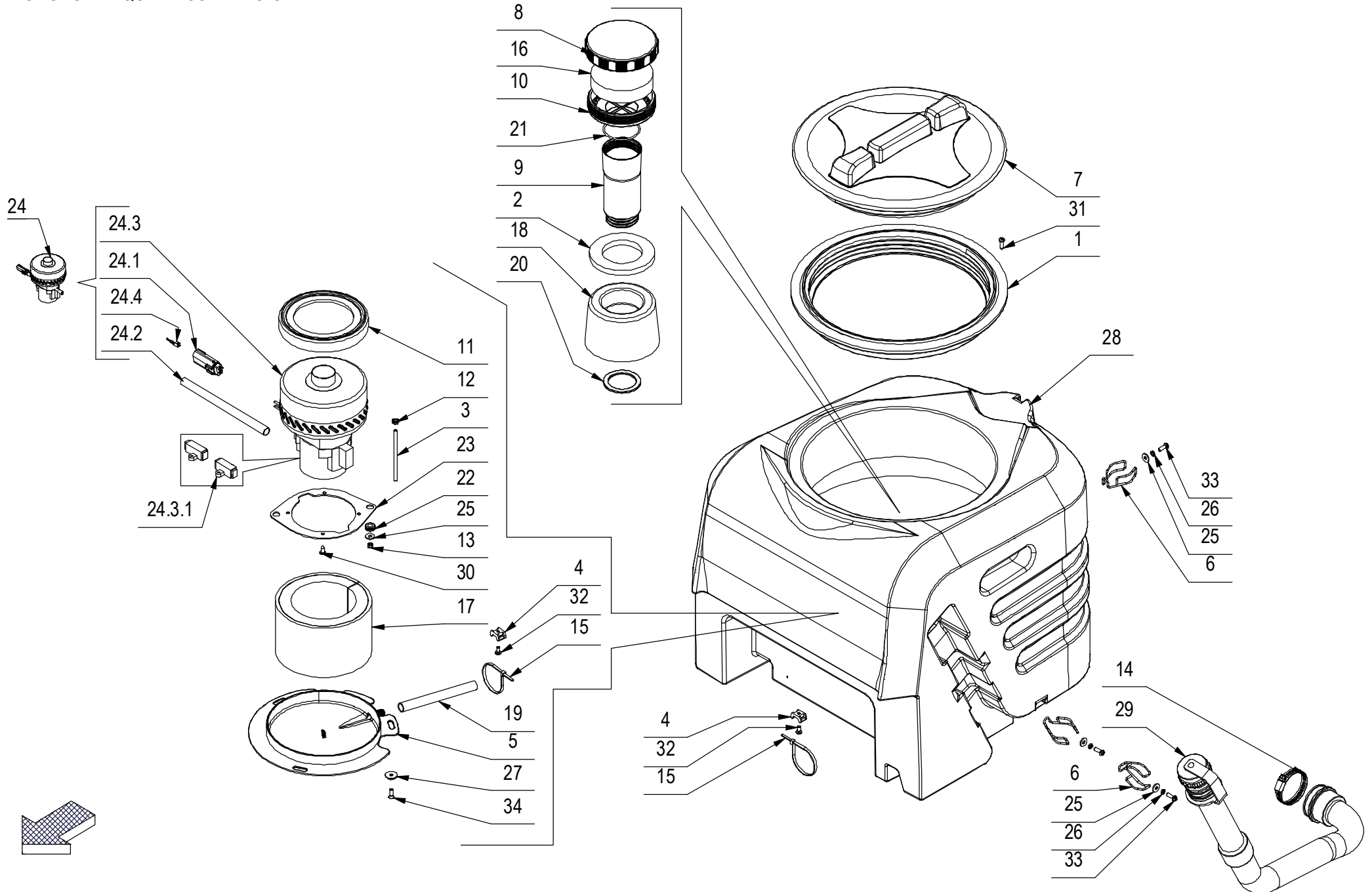


CR-09 SOLUTION TANK ASSEMBLY

-	POS	TECHNICAL NEWS	SERIAL NUMBER	CODICE	QTÀ	DESCRIZIONE	DESCRIPTION	DESIGNATION	DESCRPCIÓN
	1			409819	5	BASSETTA TC 142 PER FASCETTE	SUPPORT PLATE	PLAQUE SUPPORT	PLACA SOPORTE
	2			435588	1	CLIP TUBO SCARICO D=37 FILO D=2,5	SPRING	RESSORT	RESORTE
	3			410277	5	FASCETTA PLASTICA 4.5X200	CLAMP	COLLIER	ABRAZADERA
	4			405416	1	FILTRO A TAZZA De118 Di108 H40	FILTER	FILTRE	FILTRO
	5			409151	1	ROSETTA 5,5x15x1.5 UNI 6593 ZINC	WASHER	RONDELLE	ARANDELA
	6			437014	1	SERBATOIO SOLUZIONE	SOLUTION TANK	RESERVOIR EAU PROPRE	TANQUE SOLUCION
	7			400728	1	TAPPO FILETT. D.130 FIL. D.127 PER E9719	THREADED COVER	COUVERCLE FILETE	TAPA FILETE
	8			408883	4	VITE D.4,8x13 AUTOF. UNI 6954 NICH.	SCREW	VIS	TORNILLO
	9			418311	1	VITE M5x10 TCTC UNI 7687 (4.8) ZINC.	SCREW	VIS	TORNILLO
	10			408854	1	VITE M5X16 TCTC UNI EN ISO 704	SCREW	VIS	TORNILLO

CR-10 RECOVERY TANK ASSEMBLY →218014232

GRUPE DE RESERVOIR RECUPERACIO
GRUPO TANQUE RECUPERACION

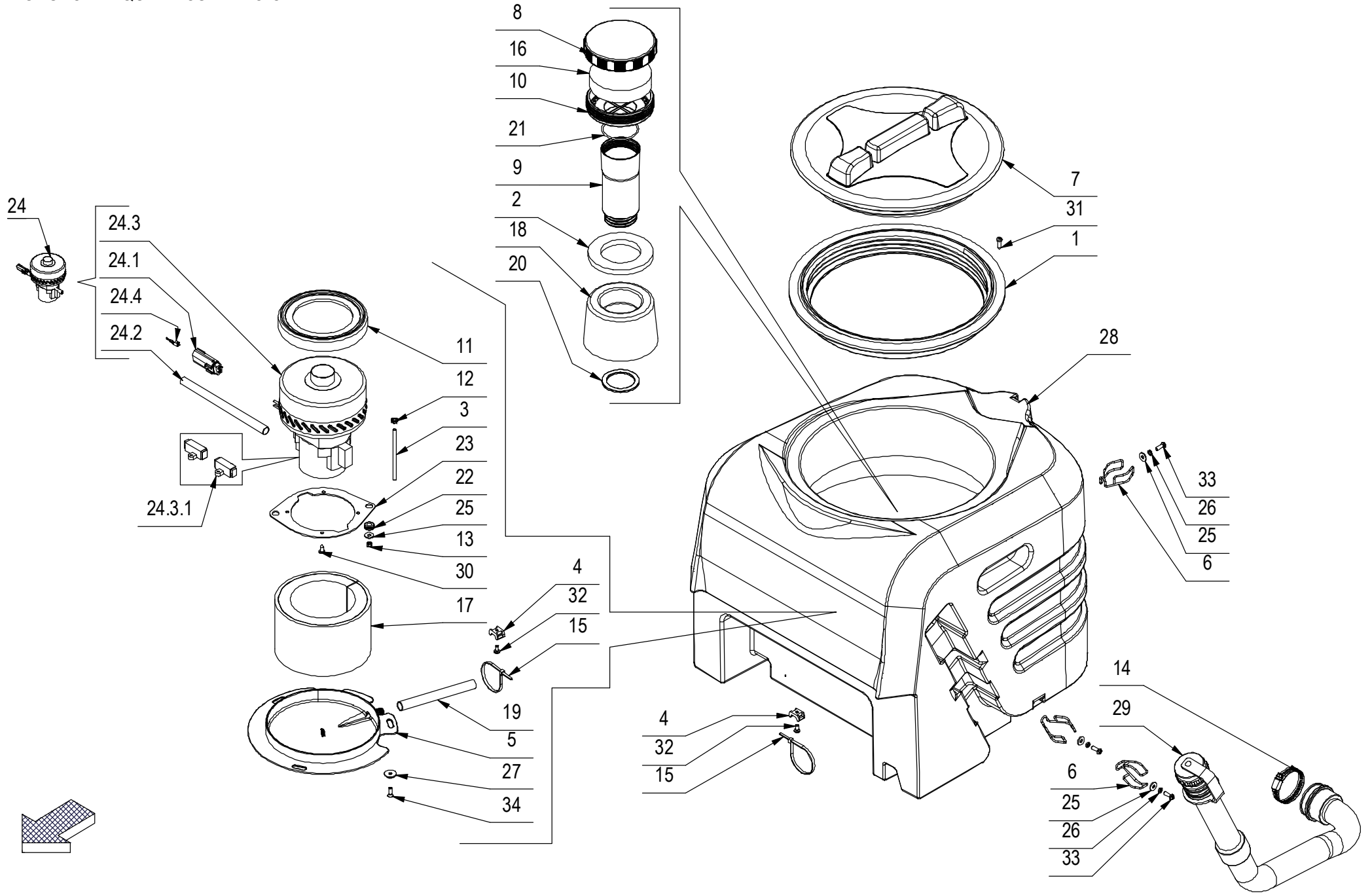


CR-10 RECOVERY TANK ASSEMBLY

-	POS	TECHNICAL NEWS	SERIAL NUMBER	CODICE	QTÀ	DESCRIZIONE	DESCRIPTION	DESIGNATION	DESCRIPCION
	1			400137	1	ANELLO FILETTATO CON GUARN. DIAM.355	RING	ANNEAU	ANILLO
	2			436779	1	ANELLO POLIURETANO GALEGG. D=105/70 H=10	RING	ANNEAU	ANILLO
	3			218967	2	BARRA FILETTATA M5 L=102 ZINCATA	ROD	TIGE	VARILLA
	4			409819	2	BASSETTA TC 142 PER FASCETTE	SUPPORT PLATE	PLAQUE SUPPORT	PLACA SOPORTE
	5			436113	1	CARTER MOTORE ASPIRAZIONE	COVER	CARTER	CARTER
	6			435588	3	CLIP TUBO SCARICO D=37 FILO D=2,5	SPRING	RESSORT	RESORTE
	7			400136	1	COPERCHIO FILETTATO D=355	COVER	COUVERCLE	TAPA
	8			438864	1	COPERCHIO GALLEGGIANTE	COVER	COUVERCLE	TAPA
	9			438885	1	CORPO INFERIORE GALLEGGIANTE	FLOAT	FLOTTEUR	FLOTADOR
	10			438884	1	CORPO SUPERIORE GALLEGGIANTE	FLOAT	FLOTTEUR	FLOTADOR
	11			405936	1	CUFFIA MOTORE ASPIRAZIONE 60.037	SHROUD SUCTION MOTOR	JOINT MOTEUR D'ASPIRATION	ANILLO MOTOR DE ASPIRACION
	12			409124	2	DADO M5 SERPRESS	NUT	ECROU	TUERCA
	13			416781	2	DADO M5X5 AUTOBL. UNI 7473 ZINC	LOCK NUT	ECROU AUTOFREINES	TUERCA AUTOBLOCANTE
	14			410287	1	FASCETTA A VITE 40-60 X 9	CLAMP	COLLIER	ABRAZADERA
	15			410277	2	FASCETTA PLASTICA 4.5X200	CLAMP	COLLIER	ABRAZADERA
	16			443091	1	FILTROCELL D.103x25 ART.128/20 AU PPI 10	FILTER	FILTRE	FILTRO
	17			433704	1	FONOASSORBENTE SP= 6+20 L=410 H=100	DEADENING	ISOLANT PHONIQUE	FONOASSORBENTE
	18			436108	1	GALLEGGIANTE MXR - CORPO MOBILE	FLOAT	FLOTTEUR	FLOTADOR
	19			222805	1	GUAINA DF 12N NERA L=150	SHEATH	GAINE	VAINA
	20			436195	1	GUARNIZIONE GALLEGGIANTE D=62 d=47 S=3	GASKET	JOINT	JUNTA
	21			408587	1	GUARNIZIONE OR 3218 (2.6x55.2)	O-RING	JOINT	JUNTA ANULAR
	22			409810	2	PASSAFILO DIAM. 8x12x1.5	FAIRLEAD	PASSE-CABLE	GUIACABLE
	23			204233	1	PIASTRA MOTORE	PLAQUE	PLAQUE	PLACA
↓	24			222453	1	PREM. MOT. ASP. 24V 410W H1200 2ST	SUCTION MOTOR	MOTEUR D'ASPIRATION	MOTOR DE ASPIRACION
↑	24.1			436411	1	CONNETTORE MOLEX MX150L FEM. 19433-0013	CONNECTOR FEMALE	CONNECTEUR FEMELLE	CONECTOR HEMBRA
↑	24.2			217530	1	GUAINA TERMORESTRING. D.12,7 NERA L=200	SHEATH	GAINE	VAINA
↑↓	24.3			430959	1	MOT. ASP. 24V 410W H1200 2ST S711267	SUCTION MOTOR	MOTEUR D'ASPIRATION	MOTOR DE ASPIRACION
↑↑	24.3.1			424210	2	SPAZZOLE MOTORE ASP. A471 EMB (11,2X71)	CARBON BRUSH MOTOR	CHARBON MOTEUR	ESCOBILLA MOTOR
↑	24.4			436413	2	TERMINALE MOLEX MX150L MAS. 19431-0001	CONTACT	CONTACT	CONTACTO
	25			409151	5	ROSETTA 5,5x15x1,5 UNI 6593 ZINC	WASHER	RONDELLE	ARANDELA
	26			409154	3	ROSETTA GROWER 5x1,6 ZINC	WASHER	RONDELLE	ARANDELA
	27			400250	3	ROSETTA SOTTOVITE D=5X20	SPECIAL WASHER	RONDELLE SPECIALE	ARANDELA ESPECIAL
	28			437015	1	SERBATOIO RECUPERO MXR 22 RAL 5012	RECOVERY TANK	RESERVOIR EAU SALE	TANQUE AGUA SUCIA
	29			436994	1	TUBO D.38x745 SPIR. MAN. D.50 CON TAPPO	EXHAUST PIPE ASSEMBLY	FLEXIBLE DE VIDANGE COMPL.	TUBO DE DESCARGA COMPLETO
	30			408883	4	VITE D.4,8x13 AUTOF. UNI 6954 NICH.	SCREW	VIS	TORNILLO
	31			415873	8	VITE D.4,8X19 AUTOF. TCTC UNI 6954 A2	SCREW	VIS	TORNILLO
	32			418311	2	VITE M5x10 TCTC UNI 7687 (4.8) ZINC.	SCREW	VIS	TORNILLO

CR-10 RECOVERY TANK ASSEMBLY →218014232

GRUPE DE RESERVOIR RECUPERACIO
GRUPO TANQUE RECUPERACION



CR-10 RECOVERY TANK ASSEMBLY

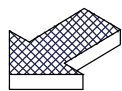
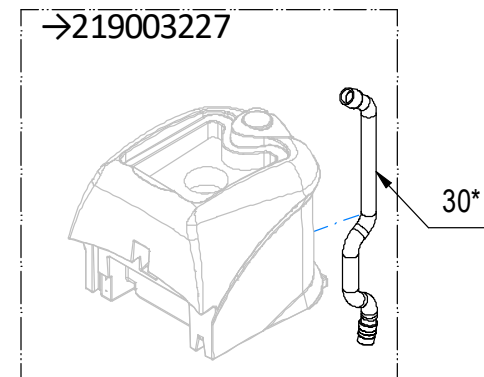
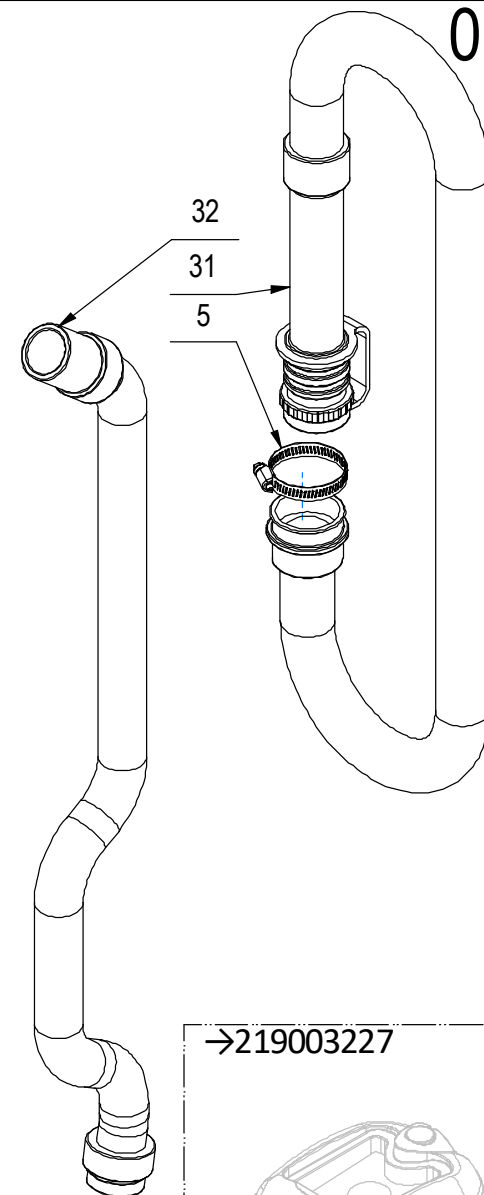
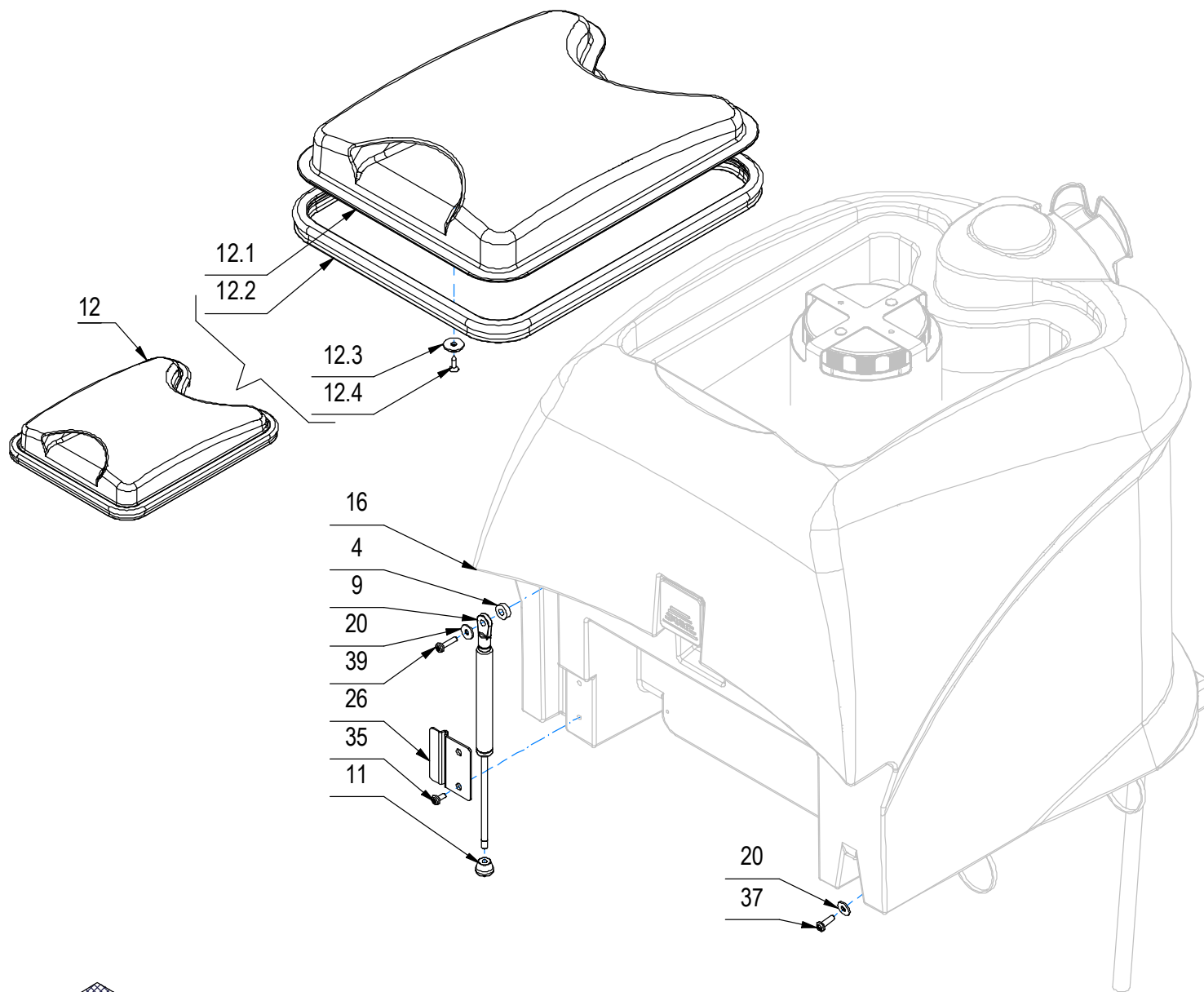
10

-	POS	TECHNICAL NEWS	SERIAL NUMBER	CODICE	QTÀ	DESCRIZIONE	DESCRIPTION	DESIGNATION	DESCRPCIÓN
	33			408854	3	VITE M5X16 TCTC UNI EN ISO 704	SCREW	VIS	TORNILLO
	34			408516	3	VITE M5x16 TSCTC UNI 7689 ZINC	SCREW	VIS	TORNILLO

CR-09/10 GROUP TANKS AND ACCESSORIES 218014233→

RÉSERVOIRS DE GROUPES ET ACCESSOIRES
 TANQUES PARA GRUPOS Y ACCESORIOS

09/10



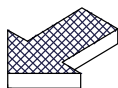
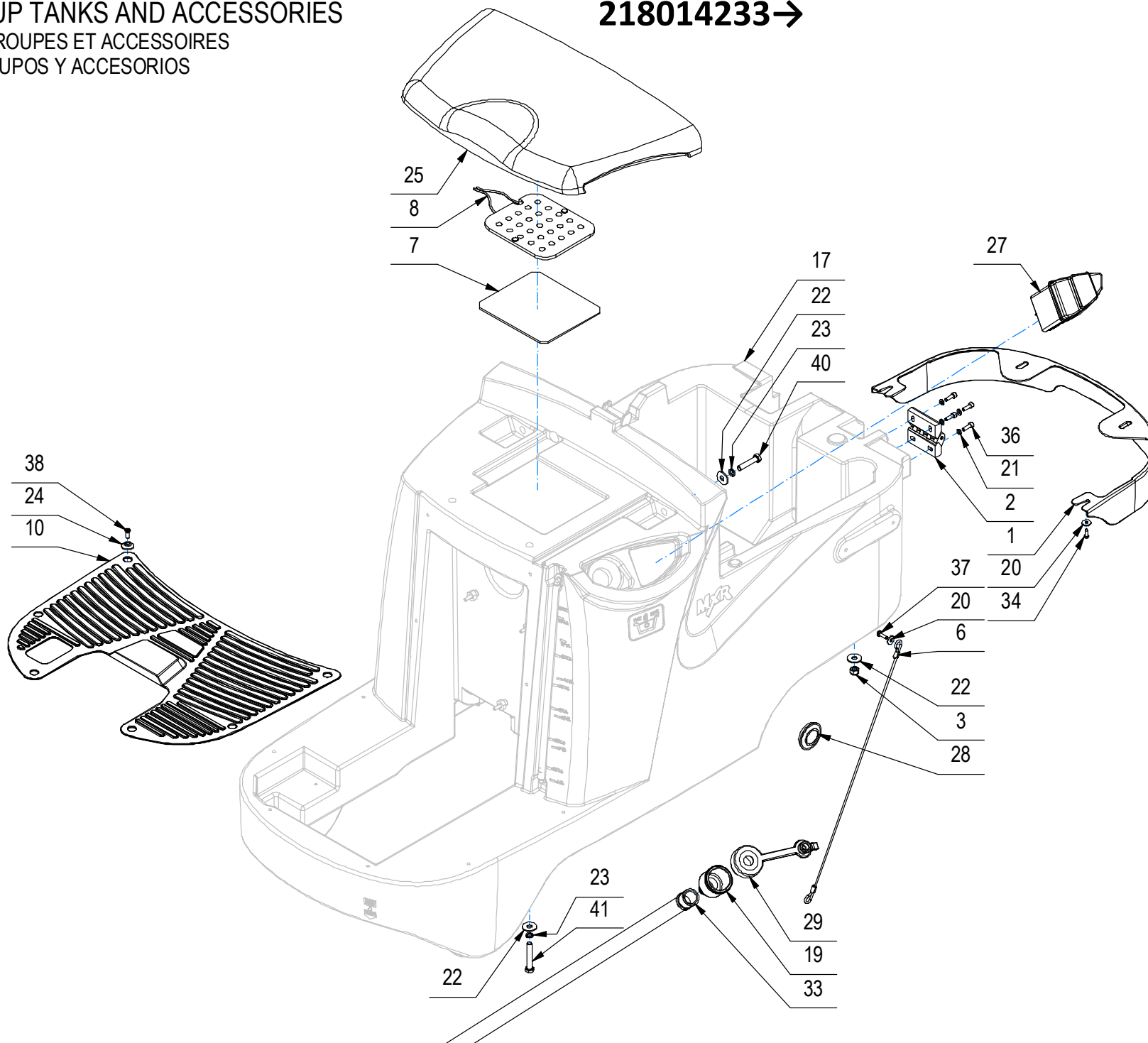
CR-09/10 GROUP TANKS AND ACCESSORIES

-	POS	TECHNICAL NEWS	SERIAL NUMBER	CODICE	QTÀ	DESCRIZIONE	DESCRIPTION	DESIGNATION	DESCRPCIÓN
	4			411760	1	DISTANZIALE D=15 d=6,5 S=5 PVC	SPACER	ENTRETOISE	DISTANCIADOR
	5			410287	1	FASCETTA A VITE 40-60 X 9	CLAMP	COLLIER	ABRAZADERA
	9			436193	1	MOLLA A GAS 16-1 L=264 CORSA=100 F=100 N	GAS SHOCK ABSORBER	RESSORT	AMORTIGUADOR A GAS
	11			436125	1	PIEDINO M6 D=17 H=12	CAP	BOUCHON	TAPON
↓	12			222365	1	PREM. COPERCHIO VANO RECUPERO	COVER	COUVERCLE	TAPA
↑	12.1			436105	1	COPERCHIO ASPIRAZIONE	COVER	COUVERCLE	TAPA
↑	12.2			222364	1	GUARNIZIONE COPERCHIO	GASKET	JOINT	JUNTA
↑	12.3			400250	1	ROSETTA SOTTOVITE D=5X20	SPECIAL WASHER	RONDELLE SPECIALE	ARANDELA ESPECIAL
↑	12.4			431501	1	VITE AUT. 4.2X16 TSPCT - RAPID-FIX - A2	SCREW	VIS	TORNILLO
	16			222370	1	PREM. SERBATOIO RECUPERO	RECOVERY TANK ASSEMBLY	GROUPE DE RESERVOIRE EAU SALE	GRUPO TANQUE AGUA SUCIA
	20			409151	7	ROSETTA 5,5x15x1.5 UNI 6593 ZINC	WASHER	RONDELLE	ARANDELA
	26			436194	1	STAFFA DI FERMO MOLLA A GAS RECUPERO	SUPPORT	ATTAQUE	SOPORTE FIJADOR
	30*		→219003227	436198	1	TUBO ASPIRAZIONE D38x980 CON 2 MANICOTTI	SUCTION HOSE	FLEXIBLE ASPIRATION	TUBO DE ASPIRACION
	31			436196	1	TUBO D.38x1474 SPIR. MAN. D.50 CON TAPPO	EXHAUST PIPE	FLEXIBLE DE VIDANGE	TUBO DE DESCARGA
	32		219003228→	446963	1	TUBO ESTENSIBILE 1:4 d=35 L=650	SUCTION HOSE	FLEXIBLE ASPIRATION	TUBO DE ASPIRACION
	35			418311	2	VITE M5x10 TCTC UNI 7687 (4.8) ZINC.	SCREW	VIS	TORNILLO
	37			408854	2	VITE M5X16 TCTC UNI EN ISO 704	SCREW	VIS	TORNILLO
	39			408855	1	VITE M5x20 TCTC UNI 7687 ZNT	SCREW	VIS	TORNILLO

CR-09/10 GROUP TANKS AND ACCESSORIES
RÉSERVOIRS DE GROUPES ET ACCESSOIRES
TANQUES PARA GRUPOS Y ACCESORIOS

218014233→

09/10



CR-09/10 GROUP TANKS AND ACCESSORIES

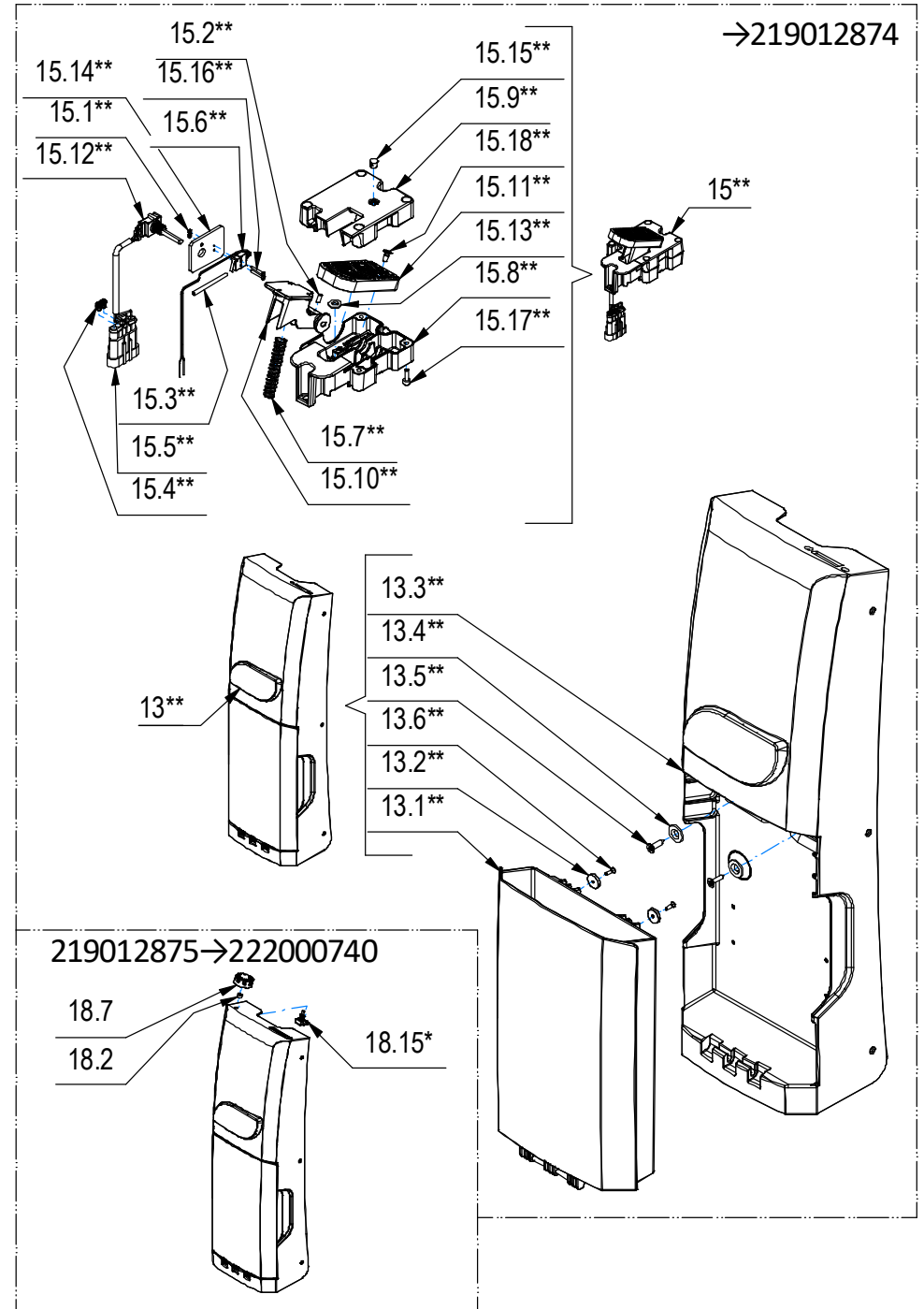
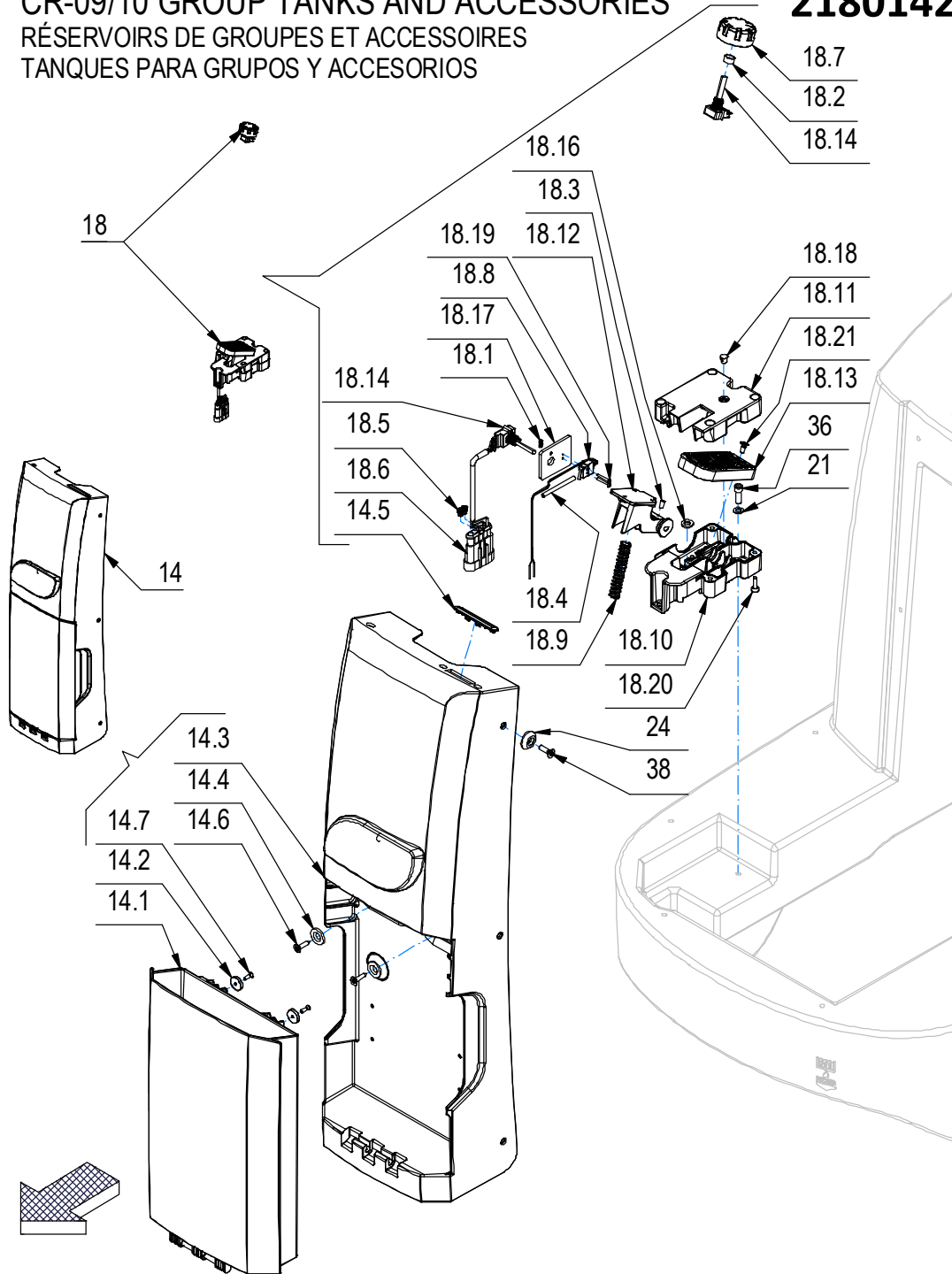
-	POS	TECHNICAL NEWS	SERIAL NUMBER	CODICE	QTÀ	DESCRIZIONE	DESCRIPTION	DESIGNATION	DESCRPCIÓN
	1			436178	1	CARTER POSTERIORE INFERIORE	COVER	CARTER	CARTER
	2			434159	2	CERNIERA ELESA FORI ASOLATI - CFA-SL-HV	HINGE	CHARNIERE	BISAGRA
	3			409085	6	DADO M8x8.5 AUTOBL. UNI 7474 ZINC	LOCK NUT	ECROU AUTOFREINES	TUERCA AUTOBLOCANTE
	6			222431	1	FUNE TRECCIA POLYESTER F.16 D=3 x 460	CABLE	CABLE	CUERDA
	7			434201	1	GOMMA LUBRITENE 160 x 140 SP=3	RUBBER	BAVETTE	GOMA
	8			409503	1	MICROINT. PER SEDILE	MICROSWITCH	MICROINTERRUPTEUR	MICROINTERRUPTOR
	10			436134	1	PEDANA	BOTTOM PLATE	REPOSE PIED	PLATAFORMA
	17			222372	1	PREM. SERBATOIO SOLUZIONE	SOLUTION TANK ASSEMBLY	GROUPE DE RESERVOIR EAU PROPRE	GRUPO TANQUE SOLUCIÓN
	19			433650	1	RACCORDO RIEMPIMENTO PER TUBO Ø18	FITTING	RACCORD	RACOR
	20			409151	7	ROSETTA 5,5x15x1.5 UNI 6593 ZINC	WASHER	RONDELLE	ARANDELA
	21			409150	10	ROSETTA 5X11X1 UNI 6592 ZINC	WASHER	RONDELLE	ARANDELA
	22			409179	10	ROSETTA 9x24x2,5 UNI 6593 ZINC	WASHER	RONDELLE	ARANDELA
	23			409181	4	ROSETTA GROWER 8x13x2,2 ZINC	LOCK WASHER	RONDELLE FREIN	ARANDELLA DENTADA
	24			400250	12	ROSETTA SOTTOVITE D=5X20	SPECIAL WASHER	RONDELLE SPECIALE	ARANDELA ESPECIAL
	25			436103	1	SEDILE MXR NERO RAL 9005	SEAT	SIEGE	ASIENTO
	27			436385	1	TAPPO CARICO ACQUA CON DOSATORE	COVER	COUVERCLE	TAPA
	28			422390	2	TAPPO COPRIMOZZO G48 PER RUOTA	COVER	COUVERCLE	TAPA
	29			426342	1	TAPPO RIEMPIMENTO RAPIDO SOLUZIONE	CAP	CAPUCHON	TAPON
	33			436261	1	TUBO FLEX EVA D=19,5 L=1500	PIPE	TUBE	TUBO
	34			408877	4	VITE D.4,2x13 AUTOF. NICH UNI 6954	SCREW	VIS	TORNILLO
	36			415755	10	VITE M5x16 TCEI UNI 5931 ZINC	SCREW	VIS	TORNILLO
	37			408854	2	VITE M5X16 TCTC UNI EN ISO 704	SCREW	VIS	TORNILLO
	38			408516	12	VITE M5x16 TSCTC UNI 7689 ZINC	SCREW	VIS	TORNILLO
	40			408679	2	VITE M8x40 TE UNI 5739 ZINC	SCREW	VIS	TORNILLO
	41			408692	2	VITE M8X50 TE UNI 5739 ZINC	SCREW	VIS	TORNILLO

CR-09/10 GROUP TANKS AND ACCESSORIES

RÉSERVOIRS DE GROUPES ET ACCESSOIRES
TANQUES PARA GRUPOS Y ACCESORIOS

218014233 →

→219012874



CR-09/10 GROUP TANKS AND ACCESSORIES

09/10

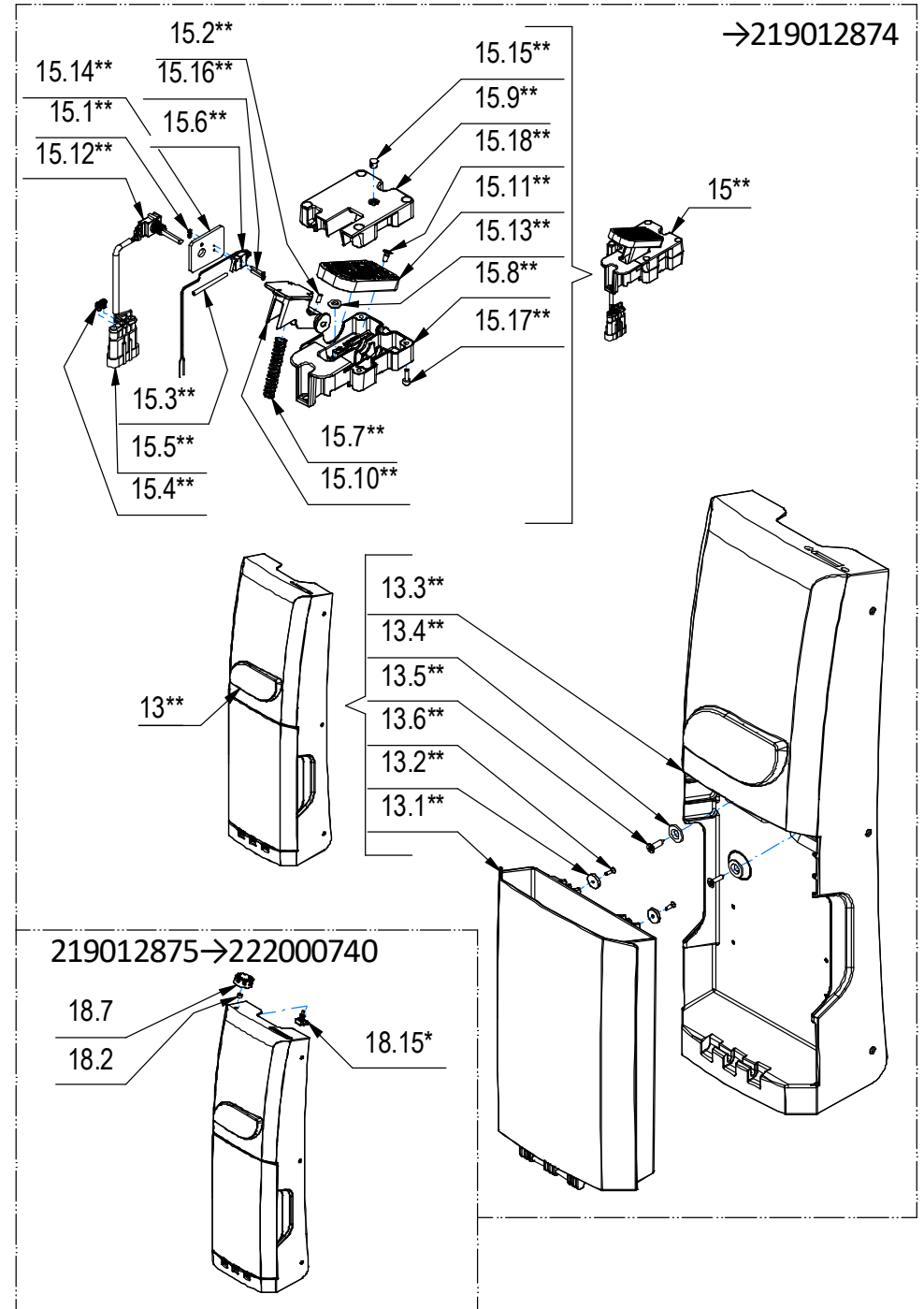
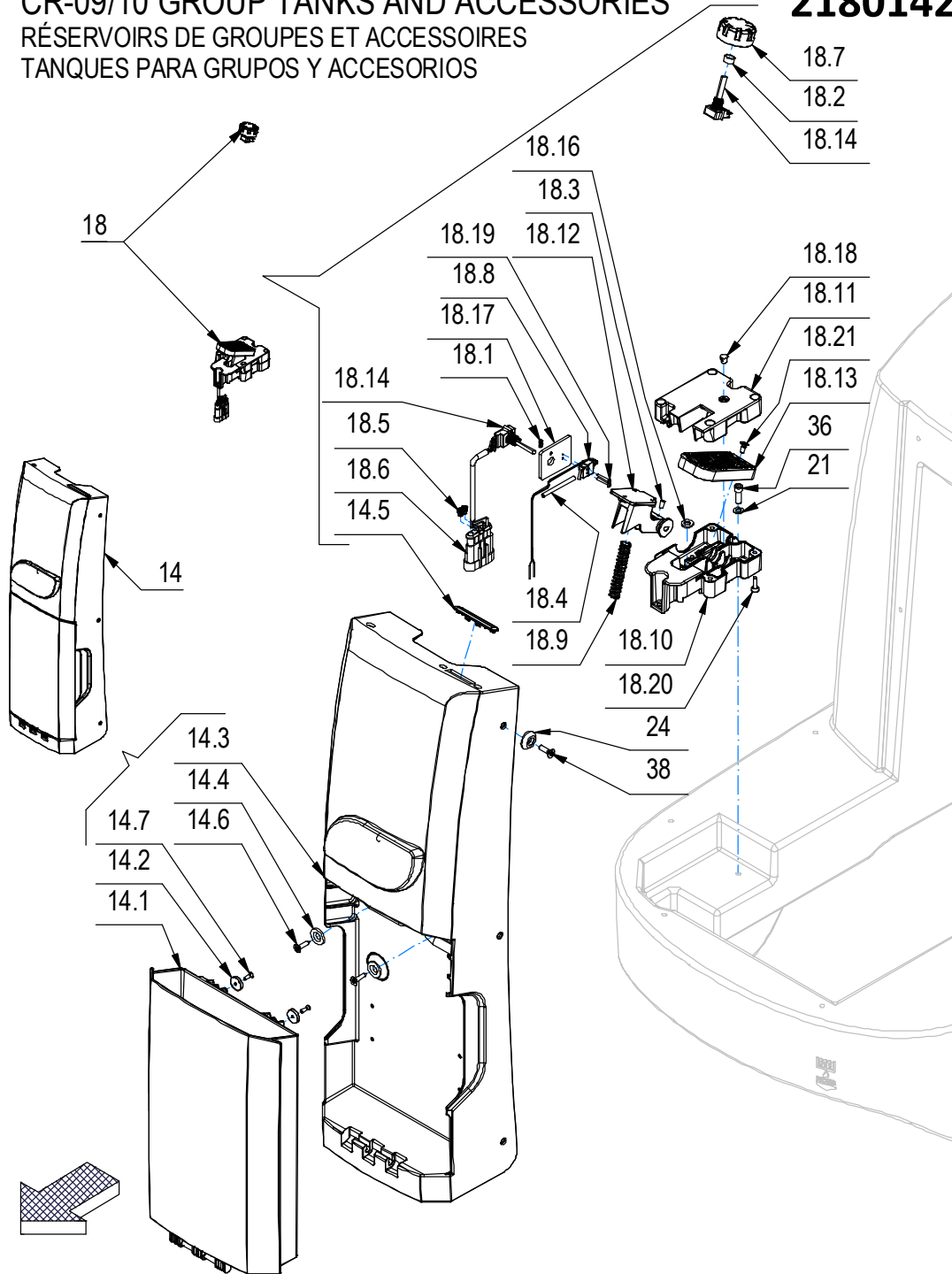
-	POS	TECHNICAL NEWS	SERIAL NUMBER	CODICE	QTÀ	DESCRIZIONE	DESCRIPTION	DESIGNATION	DESCRIPCION
↓	13**	10091296-AA	→219012874	222366	1	PREM. MUSETTO	INSTRUMENT BOARD ASSEMBLY	GROUPE TABLEAU DE BORD	GRUPO TABLERO DE INSTRUMENTOS
↑	13.1**			436145	1	CASSETTO MUSETTO	STEERING COLUMN BOX	CAISSE COLONNE DE DIRECTION	CAJA COLUMNA DE DIRECCION
↑	13.2**			430184	2	MAGNETE D15 x d3 x 3 F=3 Kg	MAGNET	AIMANT	IMAN
↑	13.3**			436137	1	MUSETTO	STEERING COLUMN COVER	CARTER COLONNE DE DIRECTION	CARTER COLUMNA DE DIRECCION
↑	13.4**			204947	2	RONDELLA 6x18x2 SVASATA	WASHER	RONDELLE	ARANDELA
↑	13.5**			425622	2	VITE AUT. 4.2X16 TSPTC - RAPID-FIX - A2	SCREW	VIS	TORNILLO
↑	13.6**			408922	2	VITE M3x10 TPS UNI 6109 A2	SCREW	VIS	TORNILLO
↓	14	10091296-AA	219012875→	229602	1	PREM. MUSETTO	INSTRUMENT BOARD ASSEMBLY	GROUPE TABLEAU DE BORD	GRUPO TABLERO DE INSTRUMENTOS
↑	14.1			436145	1	CASSETTO MUSETTO	STEERING COLUMN BOX	CAISSE COLONNE DE DIRECTION	CAJA COLUMNA DE DIRECCION
↑	14.2			430184	2	MAGNETE D15 x d3 x 3 F=3 Kg	MAGNET	AIMANT	IMAN
↑	14.3			451334	1	MUSETTO	STEERING COLUMN COVER	CARTER COLONNE DE DIRECTION	CARTER COLUMNA DE DIRECCION
↑	14.4			204947	2	RONDELLA 6x18x2 SVASATA	WASHER	RONDELLE	ARANDELA
↑	14.5			441772	1	TAPPO COPERTURA FORO RFID RAL 7016	COVER	COUVERCLE	TAPA
↑	14.6			425622	2	VITE AUT. 4.2X16 TSPTC - RAPID-FIX - A2	SCREW	VIS	TORNILLO
↑	14.7			408922	2	VITE M3x10 TPS UNI 6109 A2	SCREW	VIS	TORNILLO
↓	15**	10091296-AA	→219012874	223940	1	PREM. PEDALE MARCIA	PEDAL	PEDALE	PEDAL
↑	15.1**			435421	2	DADO M2 UNI 5588 INOX	NUT	ECROU	TUERCA
↑	15.2**			415808	1	GRANO M4x8 UNI 5927			
↑	15.3**			411495	1	GUAINA TERMORESTRING. D.3,2	SHEATH	GAINE	VAINA
↑	15.4**			436433	2	GUARNIZIONE CONTATTO AMP 281934-2 GIALLO	GASKET	JOINT	JUNTA
↑	15.5**			436257	1	KIT CAVI PEDALE	PEDAL CABLE	CABLE PEDALE	CABLE PEDAL
↑	15.6**			435425	1	MICROINTERRUTTORE STAGNO ABJ 2612609	MICROSWITCH	MICROINTERRUPTEUR	MICROINTERRUPTOR
↑	15.7**			414732	1	MOLLA COMPRES. D=11 d=8.6 L=60 FILO 1,2	SPRING	RESSORT	RESORTE
↑	15.8**			439407	1	PEDALE MARCIA - CORPO INFERIORE	PEDAL - LOWER BODY	PEDALE - BAS DU CORPS	PEDAL - CUERPO INFERIOR
↑	15.9**			439409	1	PEDALE MARCIA - CORPO SUPERIORE	PEDAL - UPPER BODY	PEDALE - HAUT DU CORPS	PEDAL - CUERPO SUPERIOR
↑	15.10**			439408	1	PEDALE MARCIA - LEVA COMANDO INFERIORE	PEDAL - LEVER LOWER	PEDALE - ABATTEZ LE LEVIER	PEDAL - PALANCA INFERIOR
↑	15.11**			436882	1	PEDALE MARCIA - LEVA COMANDO SUPERIORE	PEDAL	PEDALE	PEDAL
↑	15.12**			439325	1	POTENZIOMETRO CTS 2,5 KOHM L=35			
↑	15.13**			409156	1	ROSETTA 6x12x1,6 UNI 6592 ZINC	WASHER	RONDELLE	ARANDELA
↑	15.14**			439410	1	STAFFA SUPP. POTENZ. CTS + MICRO PEDALE	SUPPORT	ATTAQUE	SOPORTE FIJADOR
↑	15.15**			409834	1	TAPPO COPRIFORO DIAM.6,5	CAP	CAPUCHON	TAPON
↑	15.16**			435420	2	VITE M2X16 TCCI UNI 6107 INOX	SCREW	VIS	TORNILLO
↑	15.17**			408788	4	VITE M4X12 TCEI UNI 5931 (8.8) ZINC	SCREW	VIS	TORNILLO
↑	15.18**			408928	3	VITE M4x10 TPS UNI6109 A2	SCREW	VIS	TORNILLO

CR-09/10 GROUP TANKS AND ACCESSORIES

RÉSERVOIRS DE GROUPES ET ACCESSOIRES
TANQUES PARA GRUPOS Y ACCESORIOS

218014233→

→219012874



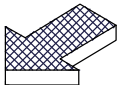
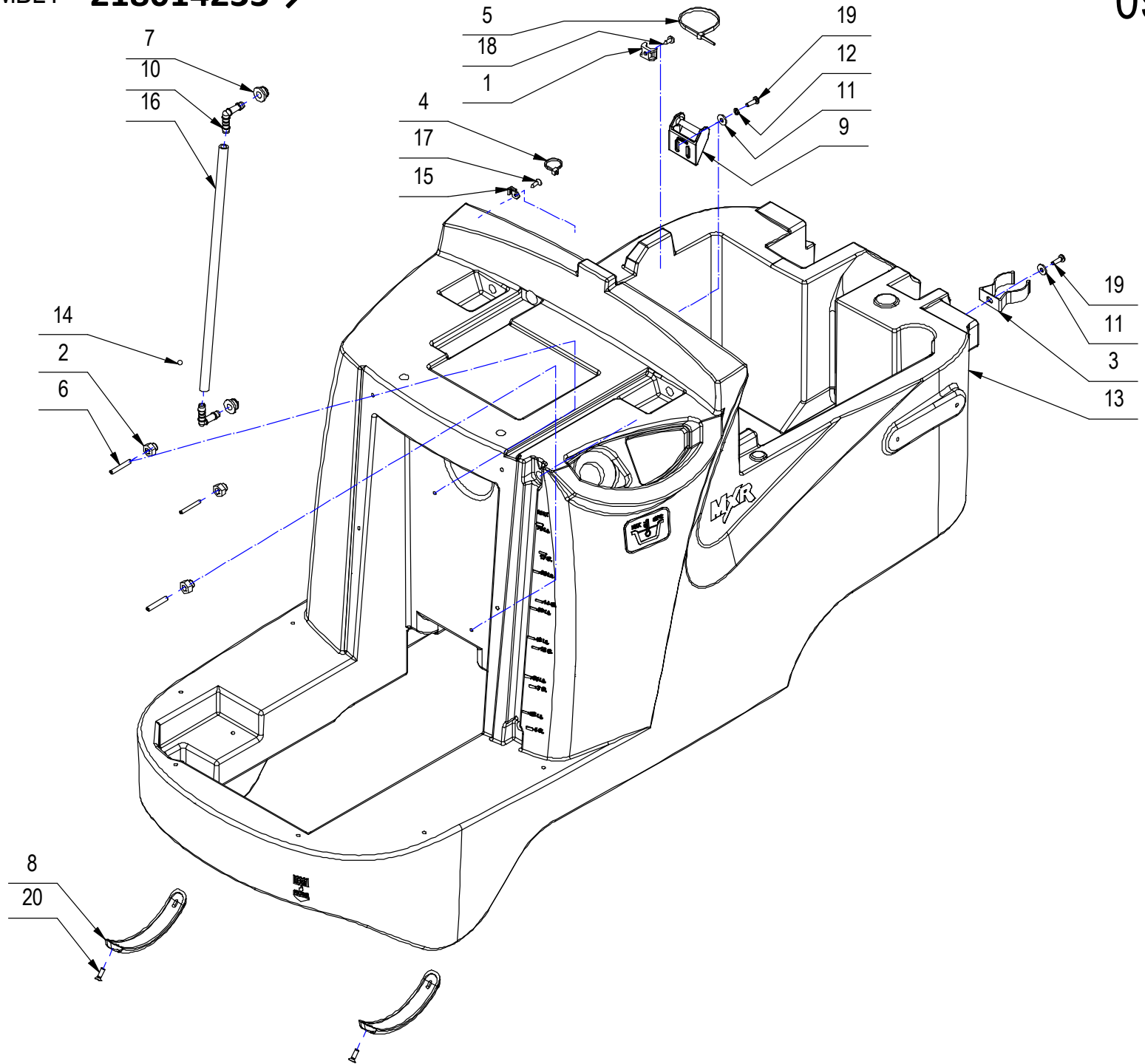
219012875→222000740

CR-09/10 GROUP TANKS AND ACCESSORIES

-	POS	TECHNICAL NEWS	SERIAL NUMBER	CODICE	QTÀ	DESCRIZIONE	DESCRIPTION	DESIGNATION	DESCRPCIÓN
↓	18	10091296-AA	219012875→	229603	1	PREM.PEDALE MARCIA	PEDAL	PEDALE	PEDAL
↑	18.1			435421	2	DADO M2 UNI 5588 INOX	NUT	ECROU	TUERCA
↑	18.2			438830	1	DISTANZIALE D=11 d=9 S=5,5 OTTONE	SPACER	ENTRETOISE	DISTANCIADOR
↑	18.3			415808	1	GRANO M4x8 UNI 5927			
↑	18.4			411495	1	GUAINA TERMORESTRING. D.3,2	SHEATH	GAINÉ	VAINA
↑	18.5			436433	2	GUARNIZIONE CONTATTO AMP 281934-2 GIALLO	GASKET	JOINT	JUNTA
↑	18.6			451328	1	KIT CAVI PEDALE	PEDAL CABLE	CABLE PEDALE	CABLE PEDAL
↑	18.7			438298	1	MANOPOLA POTENZIOMETRO	KNOB	POIGNEE	EMPUÑADURA
↑	18.8			435425	1	MICROINTERRUPTORE STAGNO ABJ 2612609	MICROSWITCH	MICROINTERRUPTEUR	MICROINTERRUPTOR
↑	18.9			414732	1	MOLLA COMPRES. D=11 d=8.6 L=60 FILO 1,2	SPRING	RESSORT	RESORTE
↑	18.10			439407	1	PEDALE MARCIA - CORPO INFERIORE	PEDAL - LOWER BODY	PEDALE - BAS DU CORPS	PEDAL - CUERPO INFERIOR
↑	18.11			439409	1	PEDALE MARCIA - CORPO SUPERIORE	PEDAL - UPPER BODY	PEDALE - HAUT DU CORPS	PEDAL - CUERPO SUPERIOR
↑	18.12			439408	1	PEDALE MARCIA - LEVA COMANDO INFERIORE	PEDAL - LEVER LOWER	PEDALE - ABaissez LE LEVIER	PEDAL - PALANCA INFERIOR
↑	18.13			436882	1	PEDALE MARCIA - LEVA COMANDO SUPERIORE	PEDAL	PEDALE	PEDAL
↑	18.14	10112578-AA	222000741→	439325	2	POTENZIOMETRO CTS 2,5 KOHM L=35			
↑	18.15*	10112578-AA	219012875 → 222000740	438158	1	POTENZIOMETRO CTS 282-TCCF-102-A25-A1	POTENTIOMETER	POTENTIOMETRE	POTENCIOMETRO
↑	18.16			409156	1	ROSETTA 6x12x1,6 UNI 6592 ZINC	WASHER	RONDELLE	ARANDELA
↑	18.17			439410	1	STAFFA SUPP. POTENZ. CTS + MICRO PEDALE	SUPPORT	ATTAQUE	SOPORTE FIJADOR
↑	18.18			409834	1	TAPPO COPRIFORO DIAM.6,5	CAP	CAPUCHON	TAPON
↑	18.19			435420	2	VITE M2X16 TCCI UNI 6107 INOX	SCREW	VIS	TORNILLO
↑	18.20			408788	4	VITE M4X12 TCEI UNI 5931 (8.8) ZINC	SCREW	VIS	TORNILLO
↑	18.21			408928	3	VITE M4x10 TPS UNI6109 A2	SCREW	VIS	TORNILLO
	21			409150	10	ROSETTA 5X11X1 UNI 6592 ZINC	WASHER	RONDELLE	ARANDELA
	24			400250	12	ROSETTA SOTTOVITE D=5X20	SPECIAL WASHER	RONDELLE SPECIALE	ARANDELA ESPECIAL
	36			415755	10	VITE M5x16 TCEI UNI 5931 ZINC	SCREW	VIS	TORNILLO
	38			408516	12	VITE M5x16 TSCTC UNI 7689 ZINC	SCREW	VIS	TORNILLO

CR-09 SOLUTION TANK ASSEMBLY 218014233 →
 GROUPE DE RESERVOIR EAU PROPRE
 GRUPO TANQUE SOLUCIÓN

09

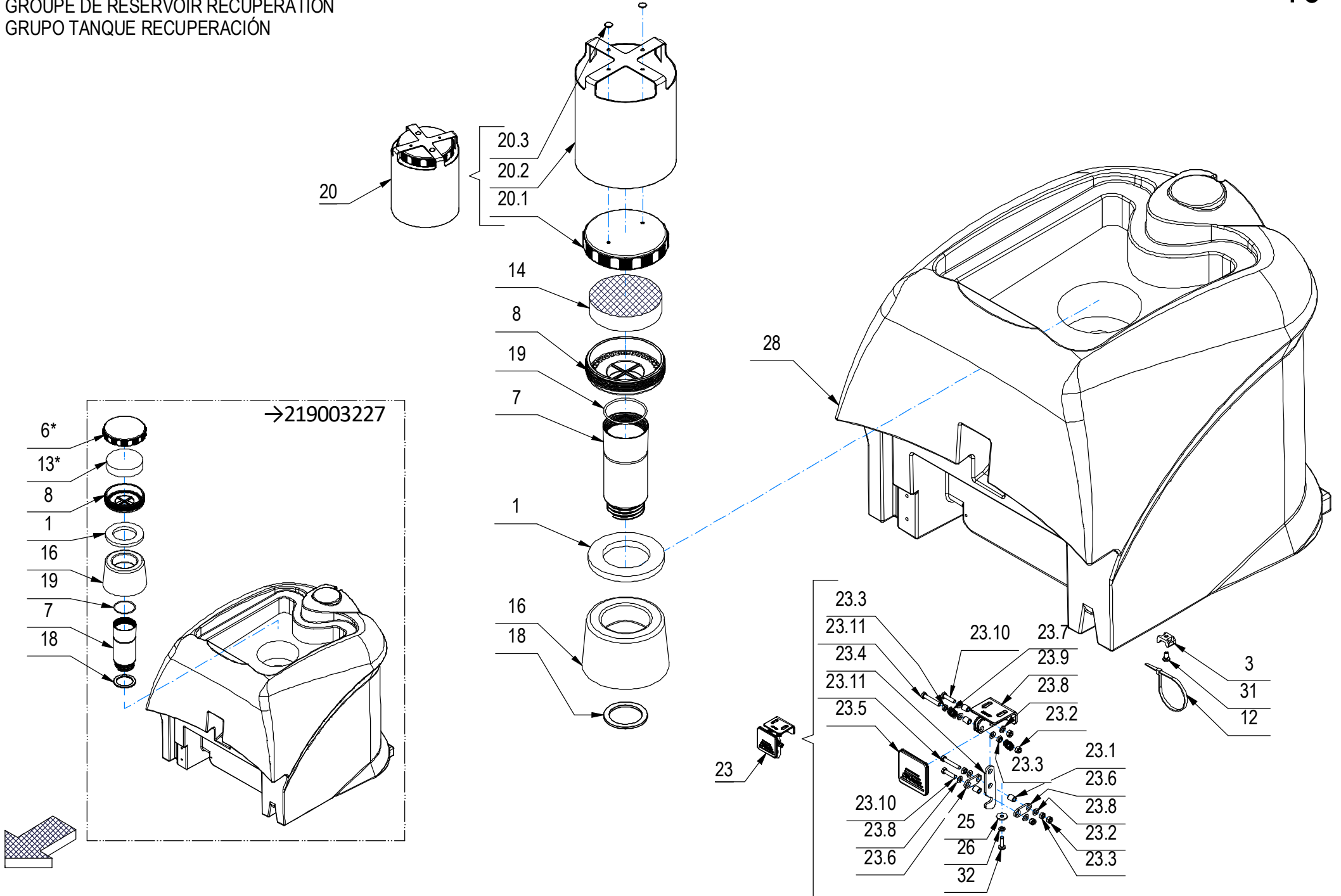


CR-09 SOLUTION TANK ASSEMBLY

-	POS	TECHNICAL NEWS	SERIAL NUMBER	CODICE	QTÀ	DESCRIZIONE	DESCRIPTION	DESIGNATION	DESCRIPCION
	1			409819	2	BASSETTA TC 142 PER FASCETTE	SUPPORT PLATE	PLAQUE SUPPORT	PLACA SOPORTE
	2			408024	3	BOCCOLA PUNTELLO COFANO	BUSHING	BAGUE	CASQUILLO
	3			412123	1	CLIP ABS FISSAGGIO TUBO D=38	SPRING	RESSORT	RESORTE
	4			410274	1	FASCETTA PLASTICA 2.5x98	CLAMP	COLLIER	ABRAZADERA
	5			410277	2	FASCETTA PLASTICA 4.5X200	CLAMP	COLLIER	ABRAZADERA
	6			436362	3	GRANO M5 X 35 EI - UNI 5929	DOWEL	VIS CYLINDRIQUE	TORNILLO
	7			428561	2	GUARNIZIONE D=20 d=8 L=12,5 TIPO PWS8	GASKET	JOINT	JUNTA
	8			436138	2	PATTINO ANTIRIBALTAMENTO MXR	BUMPER	BUTEE	PARACHOQUES
	9			436126	1	PERNO SGANCIO SERBATOIO MXR	PIN	AXE	PERNO
	10			428562	2	RACCORDO A GOMITO D=8 L=30 TIPO WS8	ELBOW	COUDE	RACOR CODO
	11			409151	3	ROSETTA 5,5x15x1.5 UNI 6593 ZINC	WASHER	RONDELLE	ARANDELA
	12			409154	2	ROSETTA GROWER 5x1,6 ZINC	WASHER	RONDELLE	ARANDELA
	13			436101	1	SERBATOIO SOLUZIONE MXR	SOLUTION TANK	RESERVOIR EAU PROPRE	TANQUE SOLUCION
	14	10110847-AA		451655	1	SFERA D=6 PP VERDE	BALL	SPHÈRE	ESFERA
	15			436393	1	SUPPORTO AD OCCHIELLO D=4,1 (COD. 5461E)	SUPPORT	SUPPORT	SOPORTE
	16			222371	1	TUBO VITREO D=12 d=8 L=375	PIPE	TUBE	TUBO
	17			431501	1	VITE AUT. 4.2X16 TSPTC - RAPID-FIX - A2	SCREW	VIS	TORNILLO
	18			408883	2	VITE D.4,8x13 AUTOF. UNI 6954 NICH.	SCREW	VIS	TORNILLO
	19			408854	3	VITE M5X16 TCTC UNI EN ISO 704	SCREW	VIS	TORNILLO
	20			408516	4	VITE M5x16 TSCTC UNI 7689 ZINC	SCREW	VIS	TORNILLO

CR-10 RECOVERY TANK ASSEMBLY 218014233→

GRUPE DE RESERVOIR RECUPERATION
GRUPO TANQUE RECUPERACIÓN

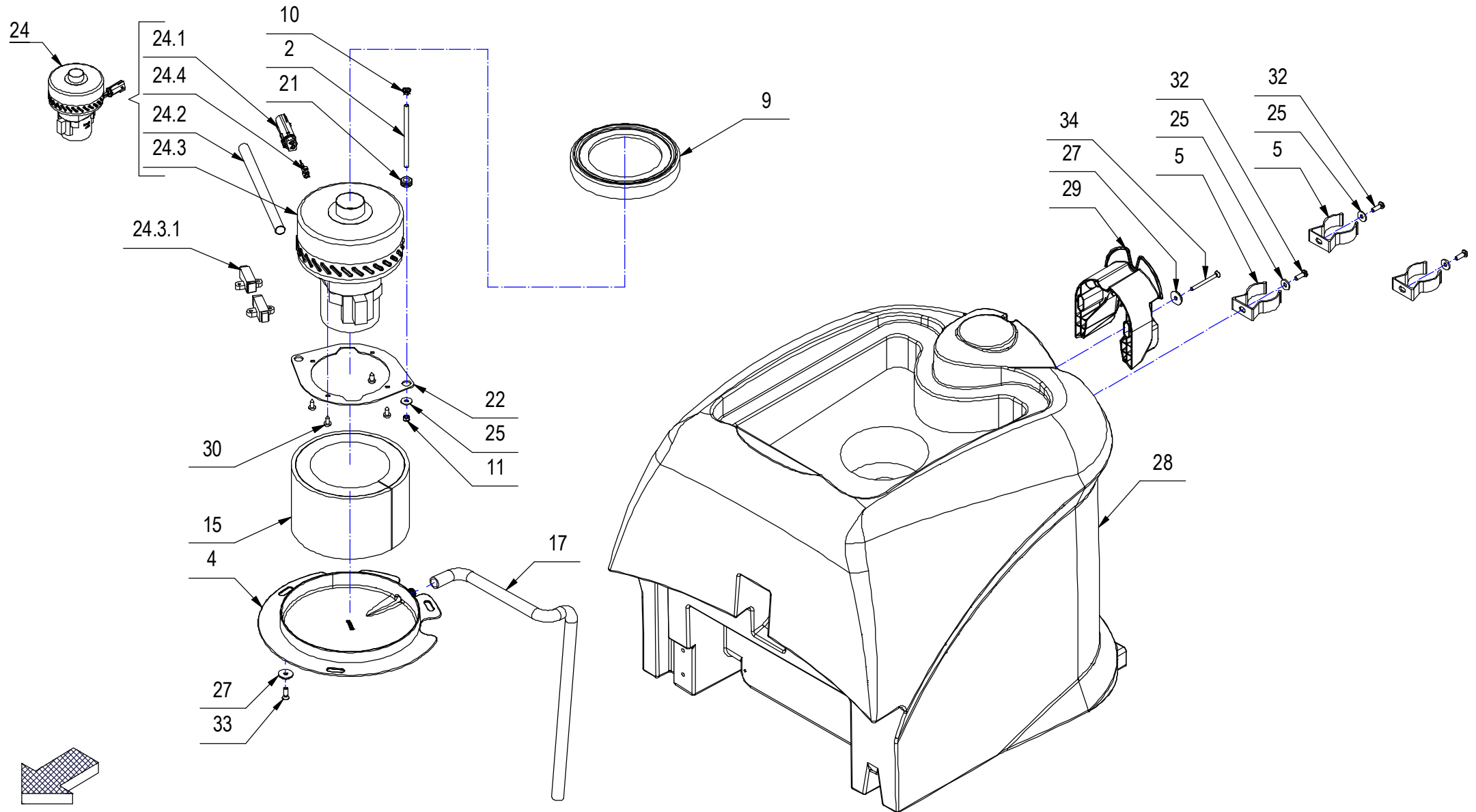


CR-10 RECOVERY TANK ASSEMBLY

-	POS	TECHNICAL NEWS	SERIAL NUMBER	CODICE	QTÀ	DESCRIZIONE	DESCRIPTION	DESIGNATION	DESCRIPCION
	1			436779	1	ANELLO POLIURETANO GALEGG. D=105/70 H=10	RING	ANNEAU	ANILLO
	3			409819	2	BASSETTA TC 142 PER FASCETTE	SUPPORT PLATE	PLAQUE SUPPORT	PLACA SOPORTE
	6*	10112867-AA	→219003227	438864	1	COPERCHIO GALLEGGIANTE MXR-OPTIMA	COVER	COUVERCLE	TAPA
	7			438885	1	CORPO INFERIORE GALLEGGIANTE MXR-OPTIMA	FLOAT	FLOTTEUR	FLOTADOR
	8			438884	1	CORPO SUPERIORE GALLEGGIANTE MXR-OPTIMA	FLOAT	FLOTTEUR	FLOTADOR
	12			410277	2	FASCETTA PLASTICA 4.5X200	CLAMP	COLLIER	ABRAZADERA
	13*	10112867-AA	→219003227	436361	1	FILTROCELL D.103x25 ART.126/30 AU PPI 10	FILTER	FILTRE	FILTRO
	14	10112867-AA	219003228→	443091	1	FILTROCELL D.103x25 ART.128/20 AU PPI 10	FILTER	FILTRE	FILTRO
	16			436108	1	GALLEGGIANTE MXR - CORPO MOBILE	FLOAT	FLOTTEUR	FLOTADOR
	18			436195	1	GUARNIZIONE GALLEGGIANTE D=62 d=47 S=3	GASKET	JOINT	JUNTA
	19			408587	1	GUARNIZIONE OR 3218 (2.6x55.2)	O-RING	JOINT	JUNTA ANULAR
↓	20	10112867-AA	219003228→	226889	1	KIT WAVEPROOF ANTEA	KIT ADDITIONAL WAVE PROTECCION	PROTECTION	PROTECCION
↑	20.1			226888	1	COPERCHIO GALLEGGIANTE MXR-OPTIMA FORATO	COVER	COUVERCLE	TAPA
↑	20.2			445978	1	PROTEZIONE GALLEGGIANTE RETROFIT ANTEA	PROTECTION	PROTECTION	PROTECCION
↑	20.3			409357	2	RIBATTINO (ART.033 M.F.)	RIVET	RIVET	REMACHE
↓	23			222369	1	PREM. GANCIO SERBATOIO MXR	HOOK ASSEMBLY	CROCHET COMPLET	GANCHO COMPLETO
↑	23.1			436202	4	BOCCOLA D=8 d=5,1 S=10 OT63	BUSHING	BAGUE	CASQUILLO
↑	23.2			416781	4	DADO M5X5 AUTOBL. UNI 7473 ZINC	LOCK NUT	ECROU AUTOFREINES	TUERCA AUTOBLOCANTE
↑	23.3			409038	4	DADO M5x3,5 UNI 5589 ZINC	LOCK NUT	ECROU AUTOFREINES	TUERCA AUTOBLOCANTE
↑	23.4			436200	1	LEVA FERMO SGANCIO SERBATOIO MXR	LEVER	LEVIER	PALANCA
↑	23.5			436109	1	LEVA PUSH SGANCIO SERBATOIO MXR	LEVER	LEVIER	PALANCA
↑	23.6			436201	2	LEVA RINVIO SGANCIO SERBATOIO MXR	LEVER	LEVIER	PALANCA
↑	23.7			421813	2	MOLLA A TRAZIONE RITORNO TAMPONE FRENO	SPRING	RESSORT	RESORTE
↑	23.8			409149	8	ROSETTA 5x10x1 UNI 6592 A2	WASHER	RONDELLE	ARANDELA
↑	23.9			436127	1	SUPPORTO SGANCIO SERBATOIO MXR	SUPPORT	SUPPORT	SOPORTE
↑	23.10			407647	2	VITE M5x20 TE UNI 5739 ZINC	SCREW	VIS	TORNILLO
↑	23.11			415716	2	VITE M5x30 TE UNI 5739 ZINC	SCREW	VIS	TORNILLO
	25			409151	7	ROSETTA 5,5x15x1.5 UNI 6593 ZINC	WASHER	RONDELLE	ARANDELA
	26			409154	2	ROSETTA GROWER 5x1,6 ZINC	WASHER	RONDELLE	ARANDELA
	28			436102	1	SERBATOIO RECUPERO MXR AZZURRO P211	RECOVERY TANK	RESERVOIR EAU SALE	TANQUE AGUA SUCIA
	31			418311	2	VITE M5x10 TCTC UNI 7687 (4.8) ZINC.	SCREW	VIS	TORNILLO
	32			408854	5	VITE M5X16 TCTC UNI EN ISO 704	SCREW	VIS	TORNILLO

CR-10 RECOVERY TANK ASSEMBLY 218014233 →

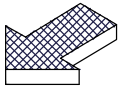
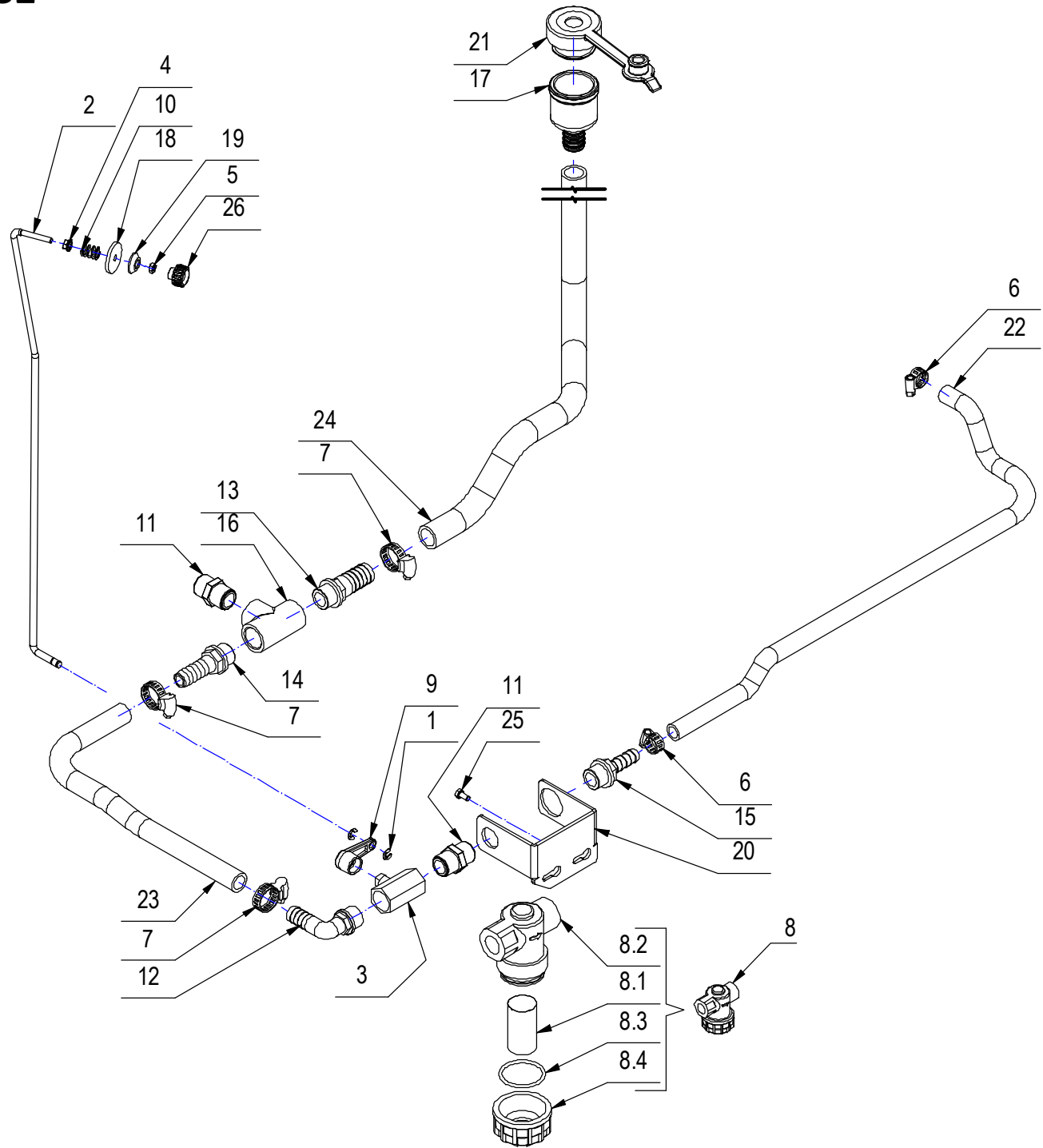
GRUPE DE RESERVOIR RECUPERATION
GRUPO TANQUE RECUPERACIÓN



CR-10 RECOVERY TANK ASSEMBLY

-	POS	TECHNICAL NEWS	SERIAL NUMBER	CODICE	QTÀ	DESCRIZIONE	DESCRIPTION	DESIGNATION	DESCRIPCION
	2			218967	2	BARRA FILETTATA M5 L=102 ZINCATA	ROD	TIGE	VARILLA
	4			436113	1	CARTER MOTORE ASPIRAZIONE MXR	COVER	CARTER	CARTER
	5			412123	3	CLIP ABS FISSAGGIO TUBO D=38	SPRING	RESSORT	RESORTE
	9			405936	1	CUFFIA MOTORE ASPIRAZIONE	SHROUD	JOINT	ANILLO
	10			409124	2	DADO M5 SERPRESS	NUT	ECROU	TUERCA
	11			416781	2	DADO M5X5 AUTOBL. UNI 7473 ZINC	LOCK NUT	ECROU AUTOFREINES	TUERCA AUTOBLOCANTE
	15			433704	1	FONOASSORBENTE SP= 6+20 L=410 H=100	DEADENING	ISOLANT PHONIQUE	FONOASSORBENTE
	17			222430	1	GUAINA DF 12N NERA L=600	SHEATH	GAINÉ	VAINA
	21			409810	2	PASSAFILO DIAM. 8x12x1.5	FAIRLEAD	PASSE-CABLE	GUIACABLE
	22			204233	1	PIASTRA MOTORE	PLAQUE	PLAQUE	PLACA
↓	24			222453	1	PREM. MOT. ASP. 24V 410W H1200 2ST	SUCTION MOTOR	MOTEUR D'ASPIRATION	MOTOR DE ASPIRACION
↑	24.1			436411	1	CONNETTORE MOLEX MX150L FEM. 19433-0013	CONNECTOR FEMALE	CONNECTEUR FEMELLE	CONECTOR HEMBRA
↑	24.2			217530	1	GUAINA TERMORESTRING. D.12,7 NERA L=200	SHEATH	GAINÉ	VAINA
↑	24.3			430959	1	MOT. ASP. 24V 410W H1200 2ST S711267	SUCTION MOTOR	MOTEUR D'ASPIRATION	MOTOR DE ASPIRACION
↑↑	24.3.1			424210	1	SPAZZOLE MOTORE ASP. A471 EMB (11,2X71)	CARBON BRUSH MOTOR	CHARBON MOTEUR	ESCOBILLA MOTOR
↑	24.4			436413	2	TERMINALE MOLEX MX150L MAS. 19431-0001	CONTACT	CONTACT	CONTACTO
	25			409151	7	ROSETTA 5,5x15x1.5 UNI 6593 ZINC	WASHER	RONDELLE	ARANDELA
	27			400250	5	ROSETTA SOTTOVITE D=5X20	SPECIAL WASHER	RONDELLE SPECIALE	ARANDELA ESPECIAL
	28			436102	1	SERBATOIO RECUPERO MXR AZZURRO P211	RECOVERY TANK	RESERVOIR EAU SALE	TANQUE AGUA SUCIA
	29			436104	1	SUPPORTO SPAZZOLA POSTERIORE MXR	BRUSH HOOK	CROCHET BROSSE	GANCHO CEPILLO
	30			408883	4	VITE D.4,8x13 AUTOF. UNI 6954 NICH.	SCREW	VIS	TORNILLO
	32			408854	5	VITE M5X16 TCTC UNI EN ISO 704	SCREW	VIS	TORNILLO
	33			408516	3	VITE M5x16 TSCTC UNI 7689 ZINC	SCREW	VIS	TORNILLO
	34			436360	2	VITE M5X50 TPSTC UNI 7688 ZINCATA	SCREW	VIS	TORNILLO

CR-13 WATER UNIT →218014232
GROUPE HYDRIQUE
GRUPO AGUA

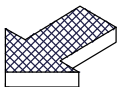
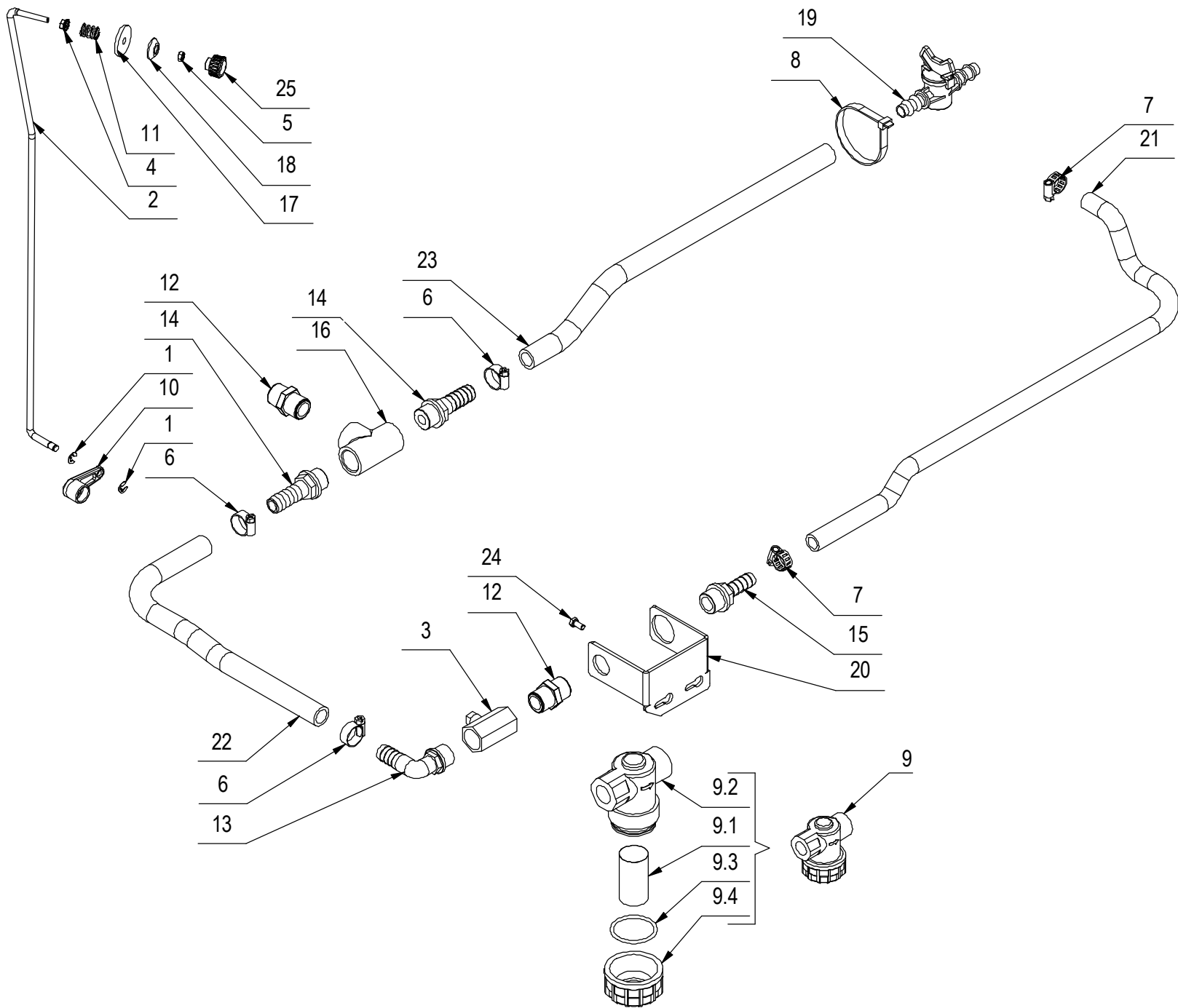


CR-13 WATER UNIT

-	POS	TECHNICAL NEWS	SERIAL NUMBER	CODICE	QTÀ	DESCRIZIONE	DESCRIPTION	DESIGNATION	DESCRIPCION
	1			415637	2	ANELLO EL. RAD. 5 DIN 6799	STOP RING	BAGUE D'ARRET	ANILLO DE PARADA
	2			436214	1	ASTA RUBINETTO	ROD	TIGE	VARILLA
	3			410330	1	CORPO RUBINETTO 1/2" G FF	COCK	ROBINET	GRIFO
	4			409124	1	DADO M5 SERPRESS	NUT	ECROU	TUERCA
	5			409038	1	DADO M5x3,5 UNI 5589 ZINC	LOCK NUT	ECROU AUTOFREINES	TUERCA AUTOBLOCANTE
	6			410292	2	FASCETTA A VITE 11/17 ABA	CLAMP	COLLIER	ABRAZADERA
	7			416172	3	FASCETTA A VITE 15-24 ABA	CLAMP	COLLIER	ABRAZADERA
↓	8			212616	1	FILTRO 1/2" F-F	FILTER ASSEMBLY	FILTRE COMPLET	FILTRO COMPLETO
↑	8.1			420949	1	CARTUCCIA FILTRO 1/2" F-F	FILTER CARTRIDGE	CARTOUCHE DE FILTRE	CARTUCHO FILTRO
↑	8.2			420947	1	CORPO FILTRO 1/2" F-F	FILTER	FILTRE	FILTRO
↑	8.3			420950	1	GUARNIZIONE TAPPO FILTRO 1/2" F-F	GASKET	JOINT	JUNTA
↑	8.4			420948	1	TAPPO FILTRO 1/2" F-F	COVER	COUVERCLE	TAPA
	9			400854	1	LEVA RUBINETTO CORTA	COCK LEVER	LEVIER DE ROBINET	PALANCA DE GRIFO
	10			408094	1	MOLLA 12x1,5x15	SPRING	RESSORT	RESORTE
	11			410420	2	NIPPOLO 1/2" M 1/2" M	NIPPLE	RACCORD	BOQUILLA ROSCADA
	12			410339	1	PORTAGOMMA A GOMITO 1/2" x D16	CONNECTOR	RACCORD	EMPALME TUBO DE GOMA
	13			410386	1	PORTAGOMMA DIRITTO 1/2" M. D=20	CONNECTOR	RACCORD	EMPALME TUBO DE GOMA
	14			410371	1	PORTAGOMMA DIRITTO 1/2"x16	CONNECTOR 1/2X16	RACCORD 1/2X16	EMPALME TUBO DE GOMA 1/2X16
	15			410389	1	PORTAGOMMA DIRITTO 1/2M D.13	FITTING	RACCORD	RACORD
	16			410366	1	RACCORDO A T 1/2" F.F.	T-FITTING	RACCORD A T	CODO DE TRES BOCAS
	17			433650	1	RACCORDO RIEMPIMENTO PER TUBO Ø18	FITTING	RACCORD	RACOR
	18			409166	1	ROSETTA PVC 6x30x3 NERA	WASHER	RONDELLE	ARANDELA
	19			400250	1	ROSETTA SOTTOVITE D=5X20	SPECIAL WASHER	RONDELLE SPECIALE	ARANDELA ESPECIAL
	20			436213	1	STAFFA SUPPORTO FILTRO-RUBINETTO	SUPPORT	SUPPORT	SOPORTE
	21			426342	1	TAPPO RIEMPIMENTO RAPIDO SOLUZIONE	CAP	CAPUCHON	TAPON
	22			222420	1	TUBO D.12X650 SPIRALATO	PIPE	TUBE	TUBO
	23			202144	1	TUBO SPIRALATO Di=14 L=350	PIPE	TUBE	TUBO
	24			222806	1	TUBO TRASPARENTE METALFLEX-I D=18x740	PIPE	TUBE	TUBO
	25			418312	2	VITE M5x10 TE UNI 5739 ZINC	SCREW	VIS	TORNILLO
	26			410221	1	VOLANTINO D=20 L=16 M5	HANDWHEEL	VOLANT	RUEDA DE MANIOBRA

CR-13 WATER UNIT 218014233→

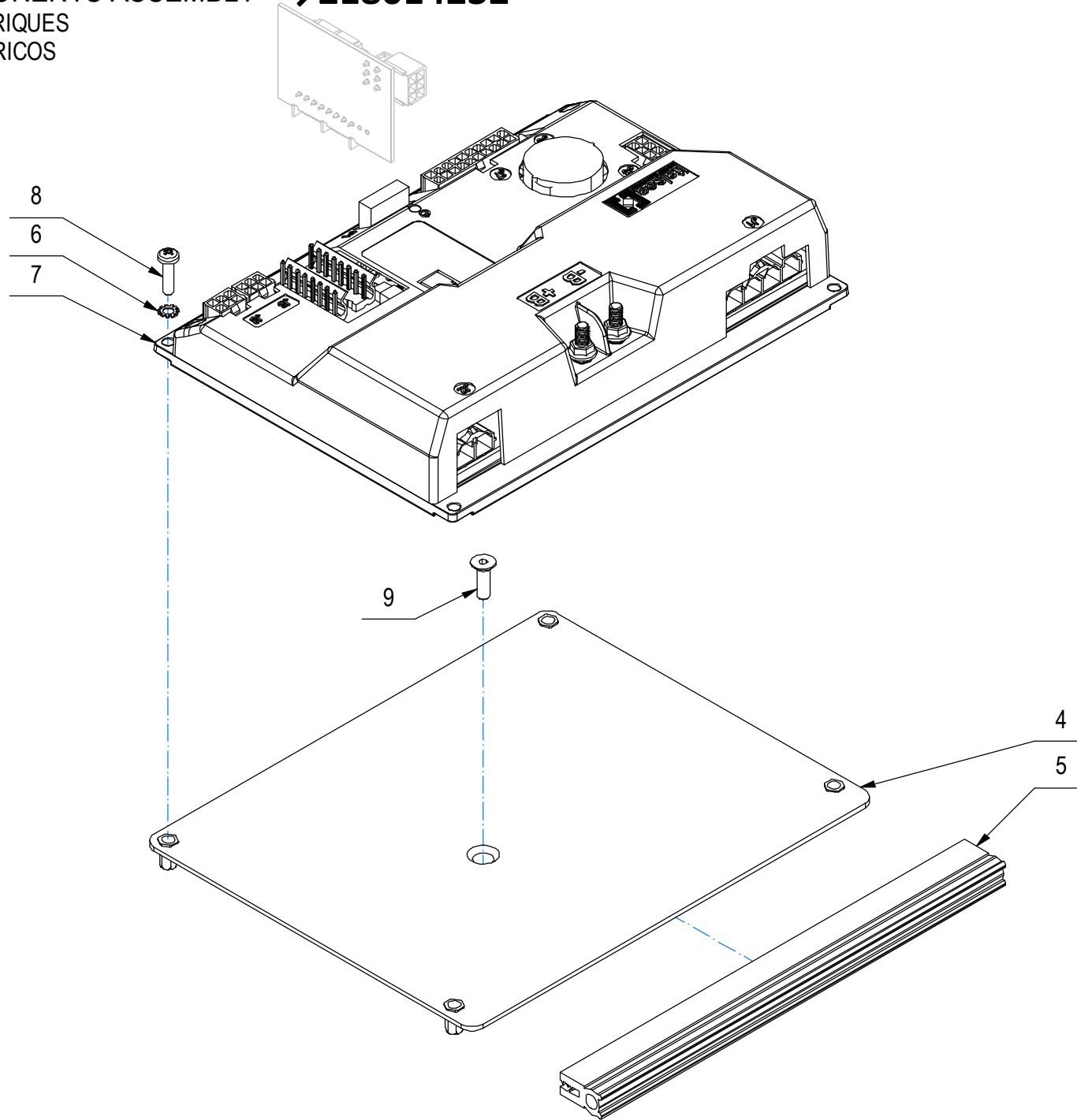
GRUPE HYDRIQUE
GRUPO AGUA



CR-13 WATER UNIT

-	POS	TECHNICAL NEWS	SERIAL NUMBER	CODICE	QTÀ	DESCRIZIONE	DESCRIPTION	DESIGNATION	DESCRIPCION
	1			415637	2	ANELLO EL. RAD. 5 DIN 6799	STOP RING	BAGUE D'ARRET	ANILLO DE PARADA
	2			436214	1	ASTA RUBINETTO MXR	ROD	TIGE	VARILLA
	3			410330	1	CORPO RUBINETTO 1/2" G FF	COCK	ROBINET	GRIFO
	4			409124	1	DADO M5 SERPRESS	NUT	ECROU	TUERCA
	5			409038	1	DADO M5x3,5 UNI 5589 ZINC	LOCK NUT	ECROU AUTOFREINES	TUERCA AUTOBLOCANTE
	6			410297	3	FASCETTA A VITE 12-20-9	CLAMP	COLLIER	ABRAZADERA
	7			410292	2	FASCETTA A VITE 11/17 ABA	CLAMP	COLLIER	ABRAZADERA
	8			410280	1	FASCETTA PLASTICA 7,8x240	CLAMP	COLLIER	ABRAZADERA
↓	9			212616	1	FILTRO 1/2" F-F	FILTER ASSEMBLY	FILTRE COMPLET	FILTRO COMPLETO
↑	9.1			420949	1	CARTUCCIA FILTRO 1/2" F-F	FILTER CARTRIDGE	CARTOUCHE DE FILTRE	CARTUCHO FILTRO
↑	9.2			420947	1	CORPO FILTRO 1/2" F-F	FILTER	FILTRE	FILTRO
↑	9.3			420950	1	GUARNIZIONE TAPPO FILTRO 1/2" F-F	GASKET	JOINT	JUNTA
↑	9.4			420948	1	TAPPO FILTRO 1/2" F-F	COVER	COUVERCLE	TAPA
	10			400854	1	LEVA RUBINETTO CORTA	COCK LEVER	LEVIER DE ROBINET	PALANCA DE GRIFO
	11			408094	1	MOLLA 12x1,5x15	SPRING	RESSORT	RESORTE
	12			410420	2	NIPPLO 1/2" M 1/2" M	NIPPLE	RACCORD	BOQUILLA ROSCADA
	13			410339	1	PORTAGOMMA A GOMITO 1/2" x D16	CONNECTOR	RACCORD	EMPALME TUBO DE GOMA
	14			410371	2	PORTAGOMMA DIRITTO 1/2"x16	CONNECTOR 1/2X16	RACCORD 1/2X16	EMPALME TUBO DE GOMA 1/2X16
	15			410389	1	PORTAGOMMA DIRITTO 1/2M D.13	FITTING	RACCORD	RACORD
	16			410366	1	RACCORDO A T 1/2" F.F.	T-FITTING	RACCORD A T	CODO DE TRES BOCAS
	17			409166	1	ROSETTA PVC 6x30x3 NERA	WASHER	RONDELLE	ARANDELA
	18			400250	1	ROSETTA SOTTOVITE D=5X20	SPECIAL WASHER	RONDELLE SPECIALE	ARANDELA ESPECIAL
	19			436264	1	RUBINETTO ARAG - COD. F31571616	COCK	ROBINET	GRIFO
	20			436213	1	STAFFA SUPPORTO FILTRO-RUBINETTO	SUPPORT	SUPPORT	SOPORTE
	21			222420	1	TUBO D.12X650 SPIRALATO	PIPE	TUBE	TUBO
	22			202144	1	TUBO SPIRALATO Di=14 L=350	PIPE	TUBE	TUBO
	23			202172	1	TUBO SPIRALATO Di=14 L=480	PIPE	TUBE	TUBO
	24			418312	2	VITE M5x10 TE UNI 5739 ZINC	SCREW	VIS	TORNILLO
	25			410221	1	VOLANTINO D=20 L=16 M5	HANDWHEEL	VOLANT	RUEDA DE MANIOBRA

CR-14 ELECTRIC COMPONENTS ASSEMBLY →218014232
GROUPE COMPOSANTS ELECTRIQUES
GRUPO COMPONENTES ELÉCTRICOS

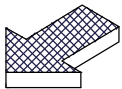
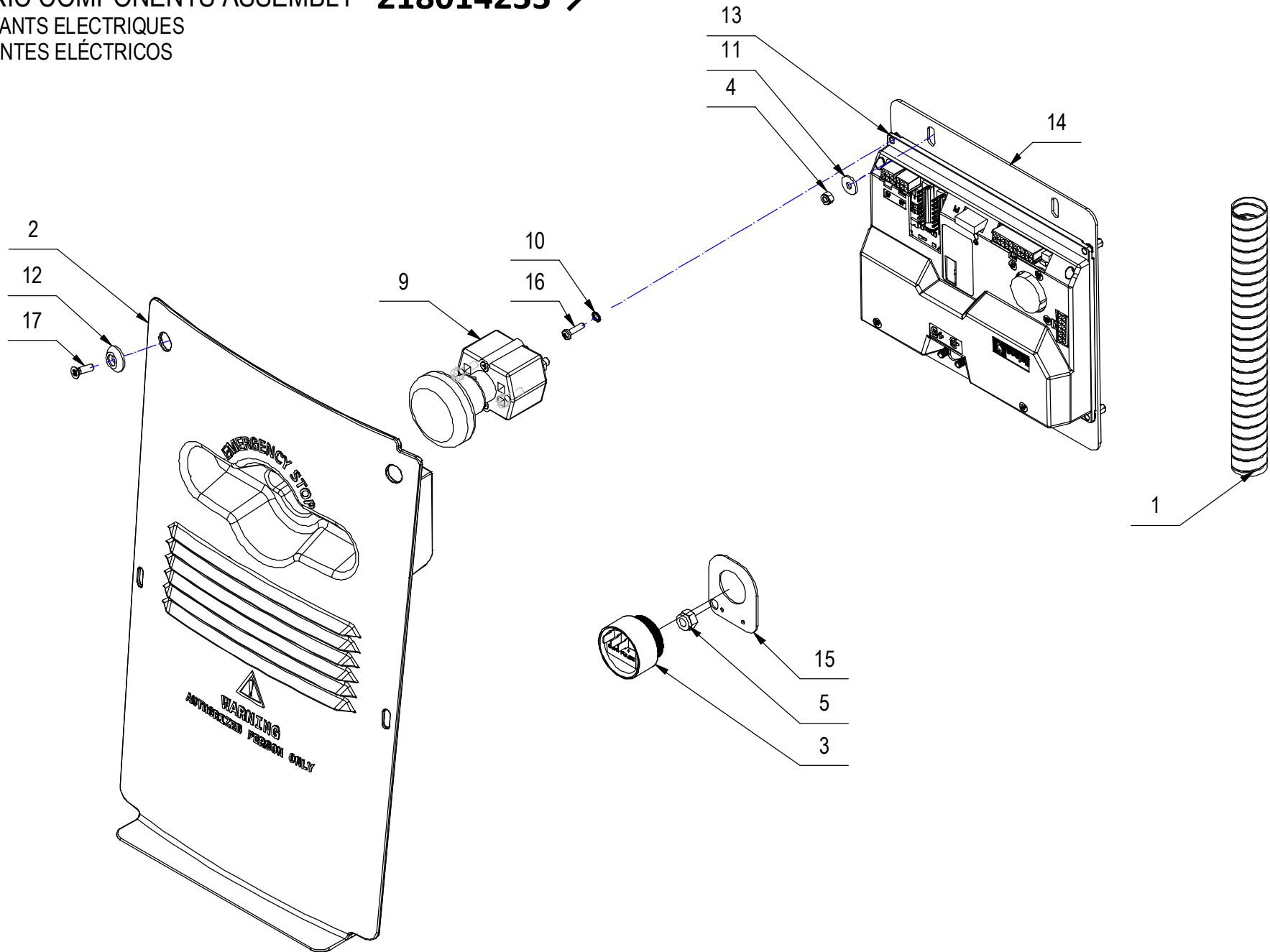


CR-14 ELECTRIC COMPONENTS ASSEMBLY

-	POS	TECHNICAL NEWS	SERIAL NUMBER	CODICE	QTÀ	DESCRIZIONE	DESCRIPTION	DESIGNATION	DESCRPCIÓN
	1			447726	1	CAVO BATTERIA S=16 L=450 SB175 ANE3 M8	CABLE	CABLE	CABLE
	2			438329	1	CAVO PONTE BATT. FUSIBILE 80A A2-M8	CABLE	CABLE	CABLE
	3			447598	1	LINEA PRINCIPALE TRIDENT R22SC ORBITALE	CABLE	CABLE	CABLE
	4			447797	1	PIASTRA IMP ELETTRICO MXR HILLYARD BTO	PLAQUE	PLAQUE	PLACA
	5			227742	1	PROFILO ASSOTECH A055-S9757 L=215	GASKET L=215	JOINT L=215	JUNTA L=215
	6			417982	4	RONDELLA D.4,3x9 DENT.INT/E UNI 8842 ZNT	WASHER	RONDELLE	ARANDELA
	7			447955	1	SCHEDA FUNZIONI 7CFCP003	CHECK CARD CONTROLS	PLAQUE CONTR. COMMANDES	FICHA CONTROL MANDOS
	8			408846	4	VITE M4X16 TCTC UNI 7687 ZINC	SCREW	VIS	TORNILLO
	9			422975	1	VITE M5x16 TPSEI UNI 5933 ZN	SCREW	VIS	TORNILLO

CR-14 ELECTRIC COMPONENTS ASSEMBLY 218014233→

GROUPE COMPOSANTS ELECTRIQUES
GRUPO COMPONENTES ELÉCTRICOS

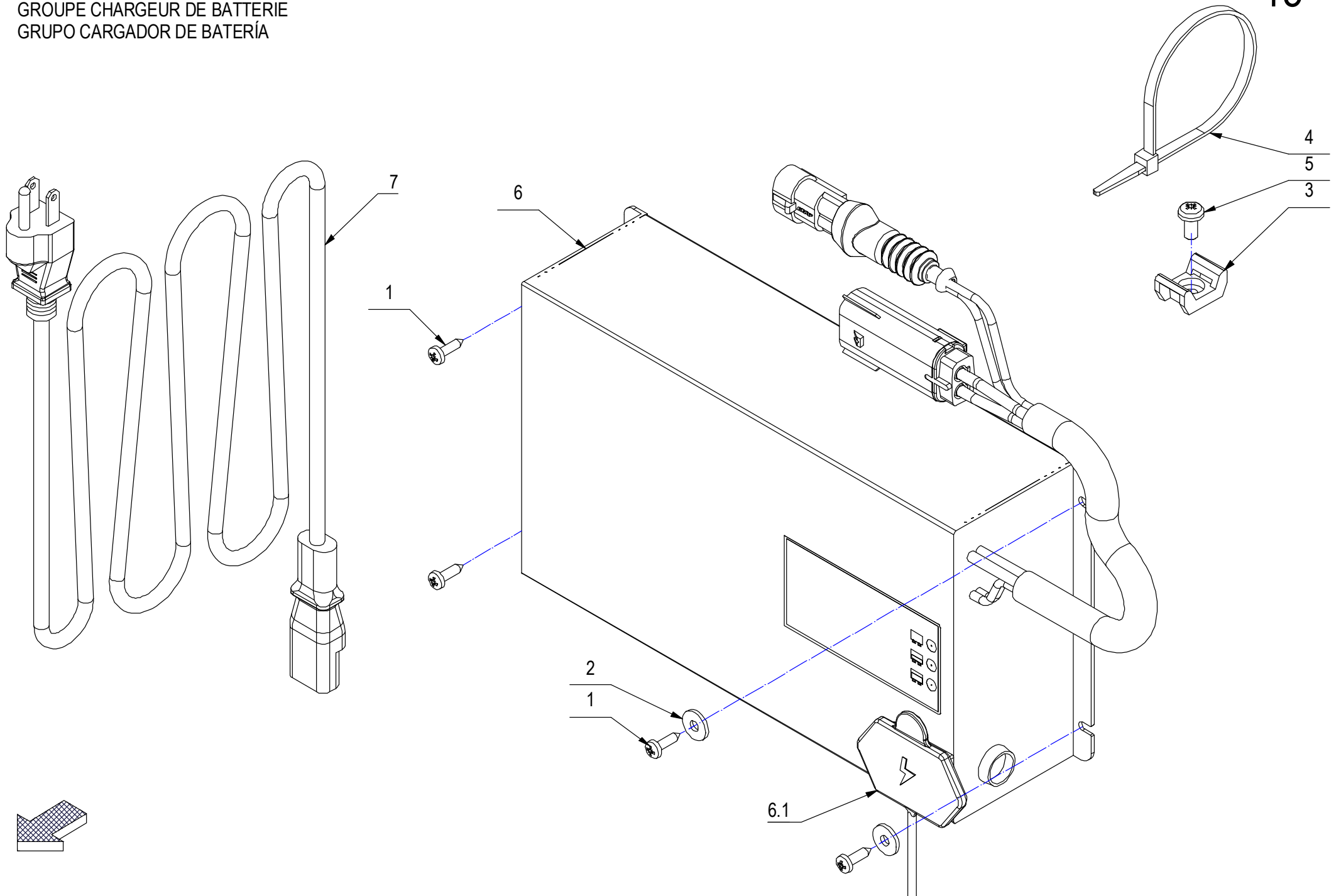


CR-14 ELECTRIC COMPONENTS ASSEMBLY

-	POS.	TECHNICAL NEWS	SERIAL NUMBER	CODICE	QTÀ	DESCRIZIONE	DENOMINATION	DESCRIPTION	DESCRIPCION
	1			202127	1	CANALINA FLESSIBILE D.25x235	CHANNEL	CANAL	CANAL
	2			436136	1	CARTER IMPIANTO ELETTRICO	COVER	CARTER	CARTER
	3			436807	1	CICALINO HP4560 - 24V - 80 dB - 2900 Hz	BUZZER	RONFLEUR	ZUMBADOR
	4			416781	3	DADO M5X5 AUTOBL. UNI 7473 ZINC	LOCK NUT	ECROU AUTOFREINES	TUERCA AUTOBLOCANTE
	5			409085	1	DADO M8x8.5 AUTOBL. UNI 7474 ZINC	LOCK NUT	ECROU AUTOFREINES	TUERCA AUTOBLOCANTE
	6			441809	1	LINEA GESTIONE AUTOMATICA DELLA FLOTTA	WIRING OF THE AUTOMOTIVE MANAGEMENT OF THE FLEET	CABLAGE DE LA GESTION AUTOMOBILE DE LA FLOTTE	CABLEADO DE LA GESTIÓN AUTOMOTRIZ DE LA FLOTA
	7*	10102071-AA	→220025929	449882	1	LINEA PRINCIPALE	MAIN LINE WIRING	CÂBLAGE DE LIGNE PRINCIPALE	CABLEADO LINEA PRINCIPAL
	8	10102071-AA	220025930→	453415	1	LINEA PRINCIPALE (2019)	MAIN LINE WIRING	CÂBLAGE DE LIGNE PRINCIPALE	CABLEADO LINEA PRINCIPAL
	9			436144	1	PULSANTE EMERGENZA ED80	EMERGENCY STOP	ARRET D'URGENCE	PARADA DE EMERGENCIA
	10			417982	4	RONDELLA D.4,3x9 DENT.INT/E UNI 8842 ZNT	WASHER	RONDELLE	ARANDELA
	11			409151	3	ROSETTA 5,5x15x1,5 UNI 6593 ZINC	WASHER	RONDELLE	ARANDELA
	12			400250	4	ROSETTA SOTTOVITE D=5X20	SPECIAL WASHER	RONDELLE SPECIALE	ARANDELA ESPECIAL
	13			447955	1	SCHEDA FUNZIONI 7CFCP003	CHECK CARD CONTROLS	PLAQUE CONTR. COMMANDES	FICHA CONTROL MANDOS
	14			436205	1	STAFFA SUPPORTO SCHEDA POTENZA	SUPPORT	SUPPORT	SOPORTE
	15			436808	1	SUPPORTO CICALINO	SUPPORT	ATTAQUE	SOPORTE FIJADOR
	16			408846	4	VITE M4X16 TCTC UNI 7687 ZINC	SCREW	VIS	TORNILLO
	17			408516	4	VITE M5x16 TSCTC UNI 7689 ZINC	SCREW	VIS	TORNILLO

CR-15 BATTERY CHARGER GROUP
GROUPE CHARGEUR DE BATTERIE
GRUPO CARGADOR DE BATERÍA

15



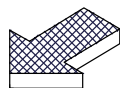
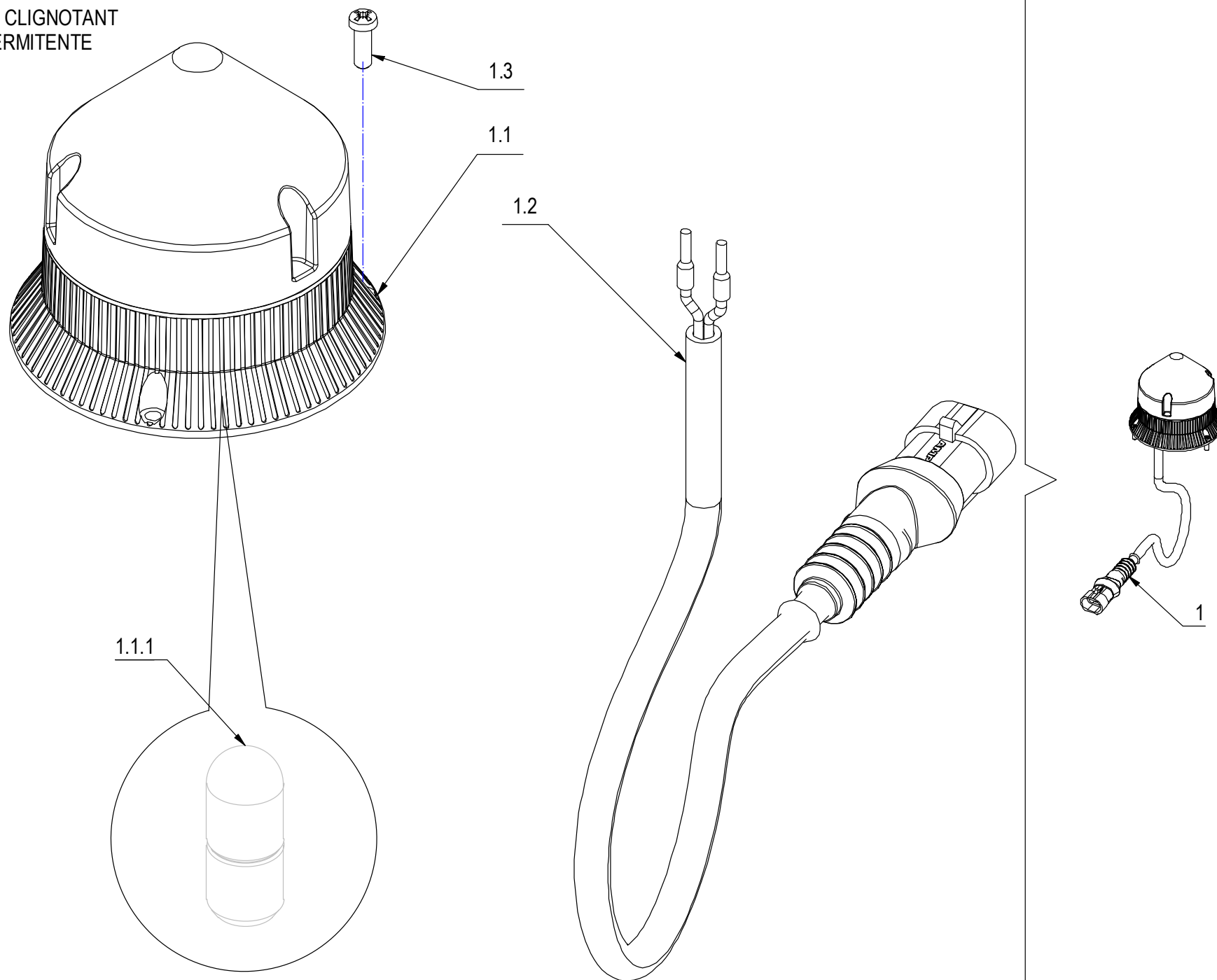
CR-15 BATTERY CHARGER GROUP

-	POS.	TECHNICAL NEWS	SERIAL NUMBER	CODICE	QTÀ	DESCRIZIONE	DENOMINATION	DESCRIPTION	DESCRIPCION
	1			408869	4	VITE D.3,5x13 TCTC AUTOF. UNI 6954 A2	SCREW	VIS	TORNILLO
	2			409144	2	ROSETTA 4,3x12x1,5 UNI 6593 ZINC	WASHER	RONDELLE	ARANDELA
	3			409819	1	BASSETTA TC 142 PER FASCETTE	SUPPORT PLATE	PLAQUE SUPPORT	PLACA SOPORTE
	4			410277	1	FASCETTA PLASTICA 4.5X200	CLAMP	COLLIER	ABRAZADERA
	5			418311	1	VITE M5x10 TCTC UNI 7687 (4.8) ZINC.	SCREW	VIS	TORNILLO
↓	6	10109740-AA		436434	1	CARICABATTERIE NE284F 24V 15A CON MOLEX	BATTERY CHARGERS	CHARGEURS	CARGADOR DE BATERIAS
↑	6.1			422693	1	TAPPO DI PROTEZIONE PRESA CARICABATTERIE	COVER	COUVERCLE	TAPA
	7			421359	1	CAVO SJT 3x18AWG 105° VW-1L=2M.SPINA USA	BATTERY CHARGER POWER CABLE	CÂBLE D'ALIMENTATION DU CHARGEUR DE BATTERIE	CABLE DE ALIMENTACIÓN DEL CARGADOR DE BATERÍA

CR-17 FLASHING PRE-ASSEMBLY

PRE-ASSEMBLAGE CLIGNOTANT

PREMONTAJE INTERMITENTE



CR-17 FLASHING PRE-ASSEMBLY

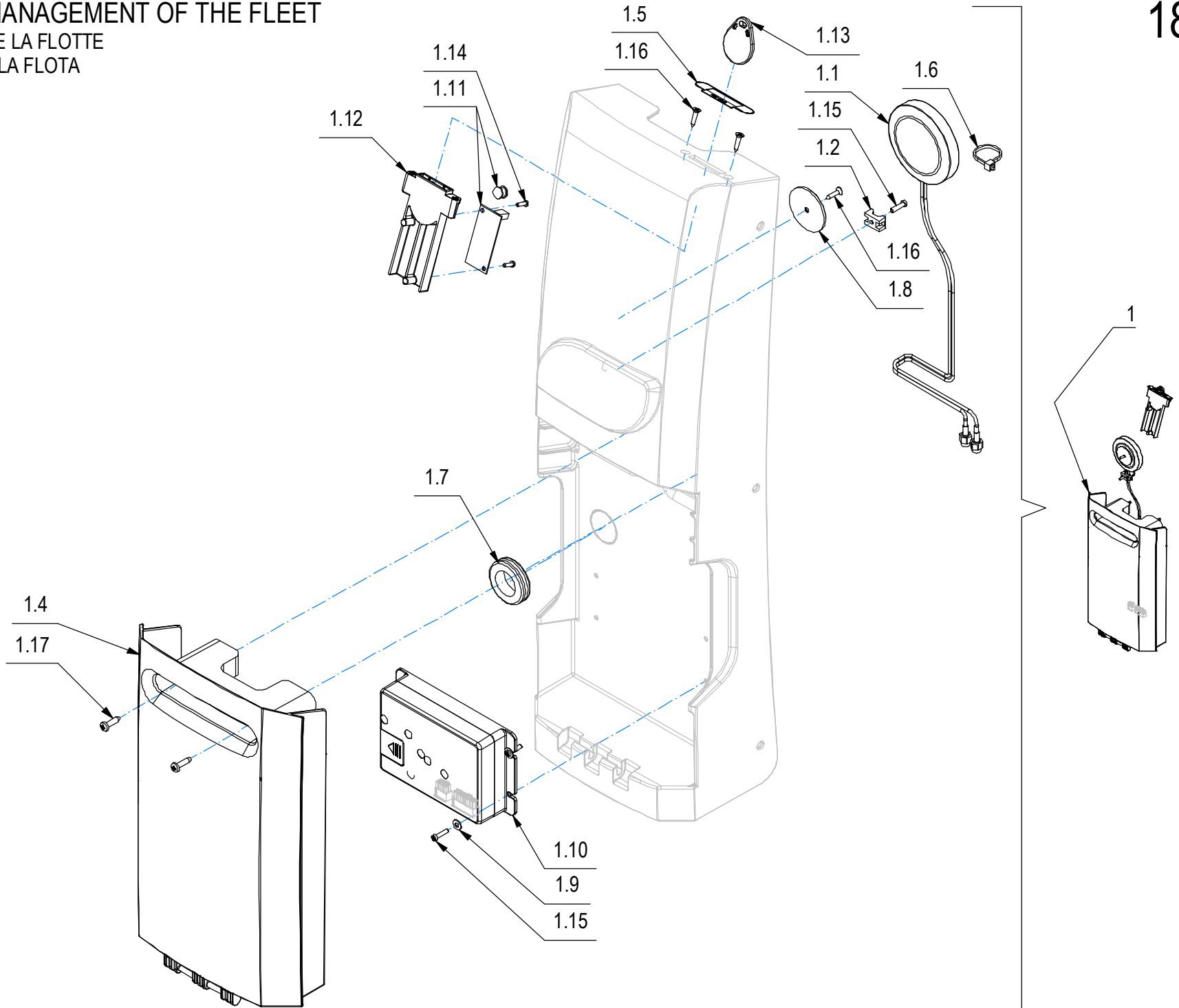
17

-	POS.	TECHNICAL NEWS	SERIAL NUMBER	CODICE	QTÀ	DESCRIZIONE	DENOMINATION	DESCRIPTION	DESCRIPCION
	1			222471	1	KIT LAMPEGGIANTE 24V	FLASHING GROUP	GROUPE CLIGNOTANT	GRUPO INTERMITENTE
↓	1.1			416068	1	LAMPEGGIANTE CTL A 600 24V	WINKING LIGHT	CLIGNOTEUR	DESTELLADOR
↑	1.1.1			438866	1	LAMPADA 24V 5W BA 15D	ELECTRIC BULB	AMPOULE	LAMPARA
	1.2			436427	1	KIT CAVI LAMPEGGIANTE	CABLE	CABLE	CABLE
	1.3			440885	3	VITE AUTOF. UNI 9707-Pz-TZ D.3,5 x 10 A2	SCREW	VIS	TORNILLO

CR-18 AUTOMATIC MANAGEMENT OF THE FLEET

GESTION AUTOMATIQUE DE LA FLOTTE

GESTIÓN AUTOMÁTICA DE LA FLOTA

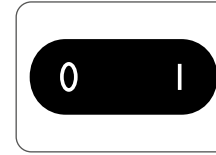


CR-18 AUTOMATIC MANAGEMENT OF THE FLEET

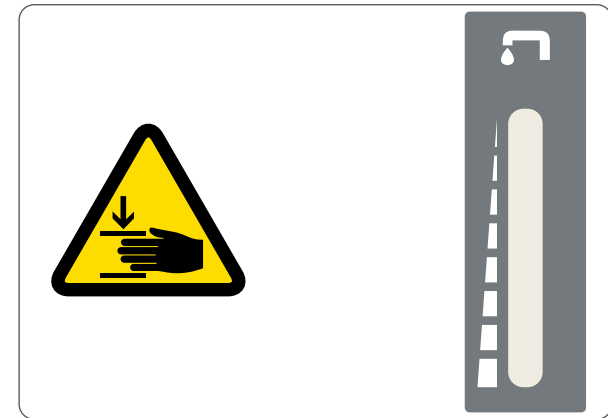
-	POS	TECHNICAL NEWS	SERIAL NUMBER	CODICE	QTÀ	DESCRIZIONE	DESCRIPTION	DESIGNATION	DESCRPCIÓN
↓	1			228065	1	GRUPPO RETROFIT HFM R22 SC	AUTOMATIC FLEET MANAGEMENT GROUP	GROUPE DE GESTION DE FLOTTE AUTOMATIQUE	GRUPO AUTOMÁTICO DE GESTIÓN DE FLOTAS
↑	1.1			441785	1	ANTENNA GPS	ANTENNA GPS-GSM	ANTENNE GPS-GSM	ANTENA GPS-GSM
↑	1.2			409818	1	BASSETTA TC 141	SUPPORT PLATE	PLAQUE SUPPORT	PLACA SOPORTE
↑	1.3			441812	1	CAVO COLLEGAMENTO RFID L=700	CABLE	CABLE	CABLE
↑	1.4			441777	1	COPERCHIO MUSETTO VANO GSM-GPS RAL 7016	STEERING COLUMN COVER	CARTER COLONNE DE DIRECTION	CARTER COLUMNNA DE DIRECCION
↑	1.5			441967	1	ETICHETTA RFID KEY	DECAL	ETIQUETTE	ETIQUETA
↑	1.6			410274	1	FASCETTA PLASTICA 2.5x98	CLAMP	COLLIER	ABRAZADERA
↑	1.7			440042	1	PASSACAVO GOMMA NERA 30x23x3	FAIRLEAD	PASSE-CABLE	GUIACABLE
↑	1.8			438103	1	RONDELLA SPECIALE D=40 d=4,5 S=3 SVASATA	SPECIAL WASHER	RONDELLE SPECIALE	ARANDELA ESPECIAL
↑	1.9			409143	4	ROSETTA 4X9X0,8 UNI 6592 A2	WASHER	RONDELLE	ARANDELA
↑	1.10			227673	1	SCHEDA CONTROLLO REMOTO NO LOGO	REMOTE CONTROL DATA	DONNÉES DE CONTRÔLE À DISTANCE	DATOS DEL CONTROL REMOTO
↑	1.11			441784	1	SCHEDA-RICEVITORE RFID	CARD-RECEIVER RFID	CARTE-RÉCEPTEUR RFID	RFID CARD-RECEPTOR
↑	1.12			441783	1	SUPPORTO CHIAVE E SCHEDA RFID	KEY HOLDER AND CARD RFID	PORTE-CLÉS ET CARTE RFID	TITULAR DE LA LLAVE Y TARJETA RFID
↑	1.13			442049	1	TAG RFID MODELLO 624W031	TAG RFID	TAG RFID	TAG RFID
↑	1.14			441027	2	VITE AUTOF. D.3 x 10 UNI 9707-Pz-TZ A2	SCREW	VIS	TORNILLO
↑	1.15			440886	5	VITE AUTOF. D.3,5 x 14 UNI 9707-Pz-TZ A2	SCREW	VIS	TORNILLO
↑	1.16			415869	3	VITE D.3,5X16 TSPTC AUTOF. UNI 6955 NERA	SCREW	VIS	TORNILLO
↑	1.17			408881	2	VITE D.4,2x16 AUTOF. UNI 6954	SCREW	VIS	TORNILLO

CR-16 GRUPPO ETICHETTE

GROUP DECAL
GROUPES DE ETIQUETTE
GRUPPE SCHILD
GRUPOS ETIQUETA



431769



436453



449885

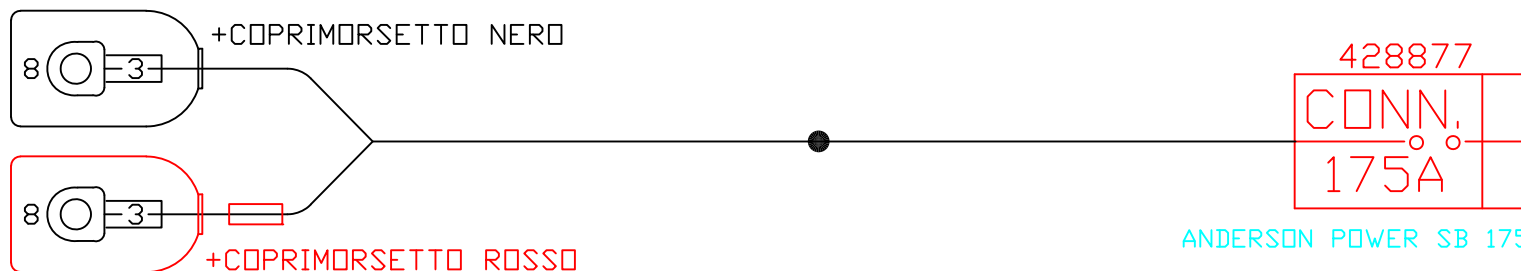


437703

447726: BATTERY CABLE

●	FILI LIBERI
—	FREE WIRES
○	TUBO CORRUGATO APERTO PPMOD A NECESSITA'
○	PPMOD OPENED CORRUGATED CONDUIT
▬	NASTRO TELATO
▬	WAVE TAPE

COLOURS ABBREVIATION		
black	N	nero
brown	M	marrone
red	R	rosso
orange	A	arancio
yellow	G	giallo
green	V	verde
blue	B	blu
violet	VI	viola
grey	GR	grigio
white	BI	bianco
pink	RO	rosa
turquoise	T	turchese
yellowgreen	GV	gialloverde



BAT

Batteria
ANE3 M8







P.	COL/N.	SEZ.	RIF.	LUNG
-	N		XCON175/1	
+	R		XCON175/2	

CON 175

Connettore Batterie 175A
ANDERSON POWER SB 175 P.N.6329G6

P.	COL/N.	SEZ.	RIF.	LUNG
1	N		X-BAT.	
2	R		X+BAT.	

438329 - LOOP CABLE WITH FUSE

	FILI LIBERI
	FREE WIRES
	TUBO CORRUGATO APERTO PPMOD A NECESSITA'
	PPMOD OPENED CORRUGATED CONDUIT
	NASTRO TELATO
	WAVE TAPE

COLOURS ABBREVIATION		
black	N	nero
brown	M	marrone
red	R	rosso
orange	A	arancio
yellow	G	giallo
green	V	verde
blue	B	blu
violet	VI	viola
grey	GR	grigio
white	BI	bianco
pink	RO	rosa
turquoise	T	turchese
yellowgreen	GV	gialloverde



453415: MAIN HARNESS

220025930 →

OGNI CONNETTORE SARÀ MUNITO DI ETICHETTA INDICATRICE XCBR-XLAMP-XM3 ecc.

FORNIRE LE ETICHETTE ANCHE PER CONTROPARTI DA PRENDITARE IN LINEA: M2-EL-M3-CBR-CB-MI-MIE COME DA MODIFICA TECNICA COLLEGATA

CAVLI NERI SEMPRE SU M2/SETTO 1

FLU LIBERI
FREE WIRES
TUBO CORRUGATO APERTO FINIMMO A NECESSITÀ
PPRIMED OPENED CORRUGATED CONDUIT
INSTRUMENTO TELEATO
BIWIRE TAPE

COLOURS ABBREVIATION

black	N	nero
brown	M	marrone
red	R	rosso
orange	A	arancio
yellow	G	giallo
green	V	verde
blue	B	blu
violet	VI	viola
grey	GR	grigio
white	BI	bianco
pink	RO	rosa
turquoise	T	turchese
yellowgreen	GV	gialloverde

- Tyco Super Seal 15 M 282089-1
Soffietto gomma 2 poli 898910-1
Contatto femmina 282045-1
Gomino giallo contatto 281934-2
- Tyco Super Seal 15 M 282089-1
Soffietto gomma 3 poli 898914-1
- Connettore motori
Molex MX 150 L 19432-0013
Contatto maschio 19431-0001
Contattore motore
Molex MX 150 L 19432-0013
Contatto femmina 19434-0001
- Connettore scheda 4 vie
Molex Mvffit SR 42826-0412
Connettore scheda 2 vie
Molex Mvffit SR 42826-0402
Contatto femmina 42825
- Connettore scheda Mvffit
Molex Mvffit 5356 PA 39-08-0038

XLAMP
Lampadina
Tyco Super Seal 15 M 282089-1

P	COL/AL	SEZ.	REF.	RICCHEZZA	LUNG.
1	M/8	XJ/2			
2	R/8	XJ/6			

XM3
Motore Trazione III
Molex MX 150 L 19432-0013

P	COL/AL	SEZ.	REF.	RICCHEZZA	LUNG.
1	M/5	J/4			
2	R/5	J/3			

XCBR
Relè Carica Batterie
Tyco Super Seal 15 M 282089-1

P	COL/AL	SEZ.	REF.	RICCHEZZA	LUNG.
1	M/5	XJ/2			
2	M/5	XJ/3			

XMS
Micro Sonda
K-50H

P	COL/AL	SEZ.	REF.	RICCHEZZA	LUNG.
1	M/19	XJ/7/5			
2	M/19	XJ/7/6			

XCQ1175
Convertitore Batterie
AMPSON POWER SB 175 PMS32956

P	COL/AL	SEZ.	REF.	RICCHEZZA	LUNG.
1	M/1	X-B			
2	R/2	XFE/2			

XM1
Motore Trazione III
Molex MX 150 L 19432-0013

P	COL/AL	SEZ.	REF.	RICCHEZZA	LUNG.
1	M/7	XJ/2			
2	R/8	XJ/1			

XMIE
Elettrovalvola Motore III
Tyco Super Seal 15 M 282089-1

P	COL/AL	SEZ.	REF.	RICCHEZZA	LUNG.
1	T/9	XJ/8			
2	M/9	XJ/2			

XML
Fusibile
Fus. 40A/300V/10. n/Term. Forc. RF-U4

P	COL/AL	SEZ.	REF.	RICCHEZZA	LUNG.
1	V/1	XJ/7/20			
2	M/1	XJ/7/1			
3	M/1	XJ/7/17			
4	M/1	XJ/7/8			
5	M/1	XJ/300A			
6	M/1	XJ/7/7			

XM2
Motore Trazione III
Molex MX 150 L 19432-0013

P	COL/AL	SEZ.	REF.	RICCHEZZA	LUNG.
1	M/2	J/1			
2	R/4	J/2			

XEL
Elettrovalvola
Molex MX 150 L 19432-0013

P	COL/AL	SEZ.	REF.	RICCHEZZA	LUNG.
1	M/15	J/9			
2	M/15	J/3			

XCBB
Motore Trazione III
Molex MX 150 L 19432-0013

P	COL/AL	SEZ.	REF.	RICCHEZZA	LUNG.
1	M/7	X-B			
2	R/16	XFE/2			

XMB
Mortinetto Regolamento
Tyco Super Seal 15 M 282089-1

P	COL/AL	SEZ.	REF.	RICCHEZZA	LUNG.
1	T/20	XJ/2/4			
2	M/20	XJ/1/1			

XMULTIM.
Multiswitch (Moltiplicazione velocità)
Fusibile
Fusibile 40A/300V/10. n/Term. Forc. RF-U4

P	COL/AL	SEZ.	REF.	RICCHEZZA	LUNG.
1	M/12	XJ/7/5			
2	R/12	XJ/7/9			

XMI
Regolatore Motori
Molex MX 150 L 19432-0013

P	COL/AL	SEZ.	REF.	RICCHEZZA	LUNG.
1	M/20	XJ/2/2			
2	GR/20	XJ/2/5			
3	GR/20	XJ/2/3			
4	M/20	XJ/2/6			

XBZ
Busbar
Busbar 30x30x30x30
Fusibile
Fusibile 40A/300V/10. n/Term. Forc. RF-U4

P	COL/AL	SEZ.	REF.	RICCHEZZA	LUNG.
+	M/15	XJ/8/5			
-	GR/15	XJ/8/1			

XJ2
Motore Trazione III
Molex Mvffit 42826-0412

P	COL/AL	SEZ.	REF.	RICCHEZZA	LUNG.
1	R/8	XJ/2/2			
2	M/7	XJ/1/1			

XJ1
Motore Spt III
Molex Mvffit 42826-0412

P	COL/AL	SEZ.	REF.	RICCHEZZA	LUNG.
1	M/3	XJ/2/1			
2	R/4	XJ/2/2			
3	R/6	XJ/2/2			
4	M/5	XJ/2/1			

X-B
Alimentazione(-) V-CB

P	COL/AL	SEZ.	REF.	RICCHEZZA	TERMINI	LUNG.
1	M/17	XCB/1			BF-HS	
1	M/1	XCB/1/5/1			ANE3-HS	

X+B
Alimentazione(+)

P	COL/AL	SEZ.	REF.	RICCHEZZA	TERMINI	LUNG.
1	R/24	XFE/1			ANE3-HS	

XJ9
Attuatori Regolamento
Molex MX 150 L 19432-0013

P	COL/AL	SEZ.	REF.	RICCHEZZA	LUNG.
1	M/20	XJ/2/2			
2	M/20	XJ/1/1			
3	GR/20	XJ/1/3			
4	T/20	XJ/1/1			
5	GR/20	XJ/1/2			
6	M/20	XJ/1/4			

XFE
Fungo Emergenza

P	COL/AL	SEZ.	REF.	RICCHEZZA	TERMINI	LUNG.
1	R/24	X+B			ANE3-HS	
2	R/2	XCB/1/5/2			ANE3-HS	
R/16	XCB/2				BF-HS	

XJ7
Molex 24 poli 5557/contatto 5356

P	COL/AL	SEZ.	REF.	RICCHEZZA	LUNG.
1	M/1	XJ/1/2			
2	T/19	XCB/1			
4	M/14	XJ/1/1			
5	M/2	XJ/1/1/1			
7	GR/1	XJ/1/3			
8	GR/1	XJ/1/4			
9	M/19	XJ/2/2			
10	T/13	XJ/2/2			
11	V/14	XJ/1/5			
12	M/14	XJ/1/4			
13	GR/14	XJ/1/5			
14	R/13	XJ/1/1			
15	R/13	XJ/1/1			
17	GR/11	XJ/1/3			
18	GR/14	XJ/1/2			
19	R/12	XJ/1/1/2			
24	V/11	XJ/1/1			

XJ3
Controllo controllo
Molex 24 poli 5557/contatto 5356

P	COL/AL	SEZ.	REF.	RICCHEZZA	LUNG.
2	M/9	XJ/2/2			
3	M/15	XJ/1/2			
5	M/15	XJ/2/1			
6	R/18	XJ/1/2			
8	T/9	XJ/2/1			
9	M/15	XJ/1/1			
11	GR/15	XJ/2/1			
12	M/18	XJ/1/1			

LAMP
Lampadina
Tyco Super Seal 15 M 282089-1

P	COL/AL	SEZ.	REF.	RICCHEZZA	LUNG.
1	M/18A	XJ/1/1			
2	R/18A	XJ/1/1			

PROVIDE ON REQUEST
436427: FLASHING CABLES

CBRA
Relè Carica Batterie
Tyco Super Seal 15 M 282089-1

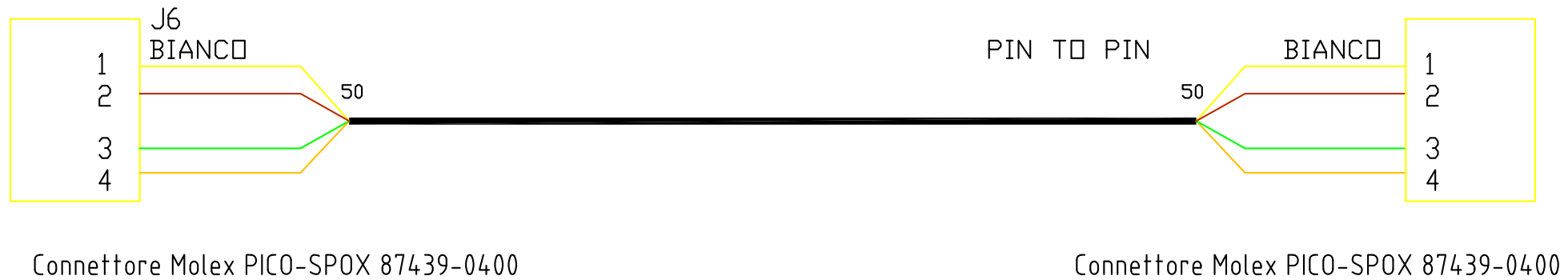
P	COL/AL	SEZ.	REF.	RICCHEZZA	LUNG.
1	R/13A	CBRA-2			

PROVIDE ON REQUEST
436428: LOOP CABLE BATTERY CHARGER RELAY

HANDLEBAR CABLE

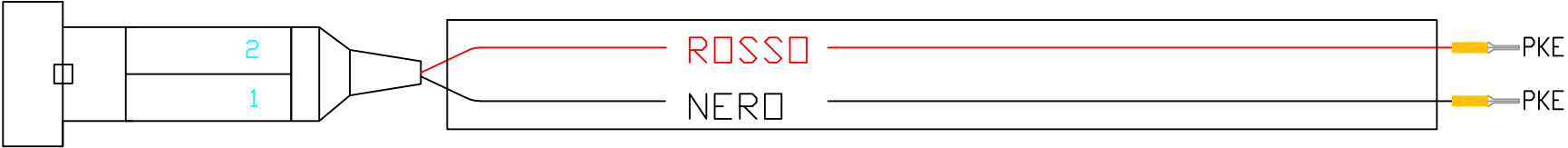
** For Machines before SN 2200259930 Part = HIL438148

** Machines after 2200259930 Part = HIL436268




436427: FLASHING CABLE

CONNETTORE TYCO SUPER SEAL 1.5
2 VIE FEMMINA+CONTATTI MASCHIO COD. 183036-1



421359: POWER CORD 3x18AWG 105° VW-1L=2M



XCN10

Scheda Badge
JST PHR-6

P.	COL/N.	SEZ.	RIF.	RICCHEZZA	LUNG
1	RD/X		XCN10/1		
2	G/X		XCN10/2		
3	B/X		XCN10/3		
4	V/X		XCN10/4		
5	BI/X		XCN10/5		
6	GR/X		XCN10/6		



XCN10

Scheda Gsm
JST PHR-6

P.	COL/N.	SEZ.	RIF.	RICCHEZZA	LUNG
1	RD/X		XCN10/1		
2	G/X		XCN10/2		
3	B/X		XCN10/3		
4	V/X		XCN10/4		
5	BI/X		XCN10/5		
6	GR/X		XCN10/6		

	FILI LIBERI
	FREE WIRES
	TUBO CORRUGATO APERTO PPMOD A NECESSITA'
	PPMOD OPENED CORRUGATED CONDUIT
	NASTRO TELATO
	WAVE TAPE

COLOURS ABBREVIATION		
black	N	nero
brown	M	marrone
red	R	rosso
orange	A	arancio
yellow	G	giallo
green	V	verde
blue	B	blu
violet	VI	viola
grey	GR	grigio
white	BI	bianco
pink	RO	rosa
turquoise	T	turchese
yellowgreen	GV	gialloverde

Connettore JST PHR-6
Contatti SPH-002T-P0.5S

SOMMAIRE

SOMMAIRE.....	4
INTRODUCTION.....	8
GRUPE PLATEAU DES BROSSES.....	12
GRUPE DE SUCEUR.....	16
GRUPE UNITÉ DE SUPPORT DE SUCEUR.....	18
GRUPE DE CARROSERIE.....	20
GRUPE DE DIRECTION-LEVIER COMMANDE (→218014232).....	26
PREASSEMBLAGE DU GUIDON DE COMMANDE (→218014232).....	30
PRÉMONTAGE DE ROUE AVANT.....	32
GRUPE DE DIRECTION-LEVIER COMMANDE (218014233→).....	34
PREASSEMBLAGE DU GUIDON DE COMMANDE (218014233→).....	38
PRÉMONTAGE DE ROUE AVANT.....	40
GRUPE DE RÉSERVOIRS ET ACCESSOIRES (→218014232).....	42
GRUPE DE RESERVOIR EAU PROPRE (→218014232).....	46
GRUPE DE RESERVOIR RECUPERATION (→218014232).....	48
GRUPE DE RÉSERVOIRS ET ACCESSOIRES (218014233→).....	52
GRUPE DE RESERVOIR EAU PROPRE (218014233→).....	60
GRUPE DE RESERVOIR RECUPERATION (218014233→).....	62
GRUPE HYDRIQUE (→218014232).....	66
GRUPE HYDRIQUE (218014233→).....	68
GRUPE COMPOSANTS ELECTRIQUES (→218014232).....	70
GRUPE COMPOSANTS ELECTRIQUES (218014233→).....	72
GRUPE CHARGEUR DE BATTERIE.....	74
PRE-ASSEMBLAGE CLIGNOTANT.....	76
GESTION AUTOMATIQUE DE LA FLOTTE.....	78
GROUPES DE ETIQUETTE.....	80
447726: CÂBLE DE BATTERIE (ANE3 M8).....	81
438329: CABLE DE CONNEXION AVEC FUSIBLE.....	82
449882: LIGNE DE CÂBLE PRINCIPALE (→220025929).....	83
453415: LIGNE DE CÂBLE PRINCIPALE (220025930→).....	84
436268: CÂBLE DE GUIDON.....	85
441809: CABLE LINE GESTION AUTOMATIQUE DE FLOTTE (HFM).....	86
436427: CÂBLE CLIGNOTANT.....	87
421360: CÂBLE D'ALIMENTATION DU CHARGEUR DE BATTERIE (CB).....	88
441812: CÂBLE RFID.....	89

ÍNDICE

ÍNDICE	5
INTRODUCCIÓN.....	10
GRUPO BANCADA CEPILLOS	12
GRUPO LIMPIADOR DE SUELO.....	16
GRUPO DE SOPORTE DE LIMPIAPAVIMENTOS	18
GRUPO CARROCERÍA.....	20
GRUPO GOBIERNO-VUELO-PALANCA CONTROL (→218014232).....	26
PREMONTAJE DEL MANILLAR DE MANDO (→218014232).....	30
PREMONTAJE DE LA RUEDA DELANTERA.....	32
GRUPO GOBIERNO-VUELO-PALANCA CONTROL (218014233→).....	34
PREMONTAJE DEL MANILLAR DE MANDO (218014233→).....	38
PREMONTAJE DE LA RUEDA DELANTERA.....	40
GRUPO DE DEPÓSITOS Y ACCESORIOS (→218014232)	42
GRUPO TANQUE SOLUCIÓN (→218014232).....	46
GRUPO TANQUE RECUPERACIÓN (→218014232).....	48
GRUPO DE DEPÓSITOS Y ACCESORIOS (218014233→)	52
GRUPO TANQUE SOLUCIÓN (218014233→).....	60
GRUPO TANQUE RECUPERACIÓN (218014233→).....	62
GRUPO AGUA (→218014232)	66
GRUPO AGUA (218014233→)	68
GRUPO COMPONENTES ELÉCTRICOS (→218014232)	70
GRUPO COMPONENTES ELÉCTRICOS (218014233→)	72
GRUPO CARGADOR DE BATERÍA.....	74
PREMONTAJE INTERMITENTE	76
GESTIÓN AUTOMÁTICA DE LA FLOTA	78
GRUPOS ETIQUETA.....	80
447726: CABLE DE BATERIA (ANE3 M8)	81
438329: CABLE DE CONEXIÓN CON FUSIBLE	82
449882: LÍNEA DE CABLE PRINCIPAL (→220025929).....	83
453415: LÍNEA DE CABLE PRINCIPAL (220025930→).....	84
436268: CABLE MANILLAR	85
441809: GESTIÓN AUTOMÁTICA DE FLOTA DE LÍNEAS DE CABLES (HFM)	86
436427: CABLE INTERMITENTE	87
421360: CABLE DE ALIMENTACIÓN DEL CARGADOR DE BATERÍA (CB)	88
441812: CABLE RFID.....	89

INTRODUCTION

The descriptions contained in this document are not binding.

The company therefore reserves the right to make any modifications at any time to elements, details, or accessory supply, as considered necessary for reasons of improvement or manufacturing/commercial requirements.

The reproduction, even partial, of the text and drawings contained in this document is prohibited by law. The company reserves the right to make any technical and/or supply modifications.

The images are shown as reference only and are not binding as to the actual design and/or equipment.

The spare parts catalogue consists of a series of illustrations and corresponding lists of spare parts.

The illustrations represent the spare parts for each of the MAIN UNITS into which the machine is divided.

These main units, in turn, are divided into FIGURES, and the figures are divided into one or more ILLUSTRATIONS or LISTS.

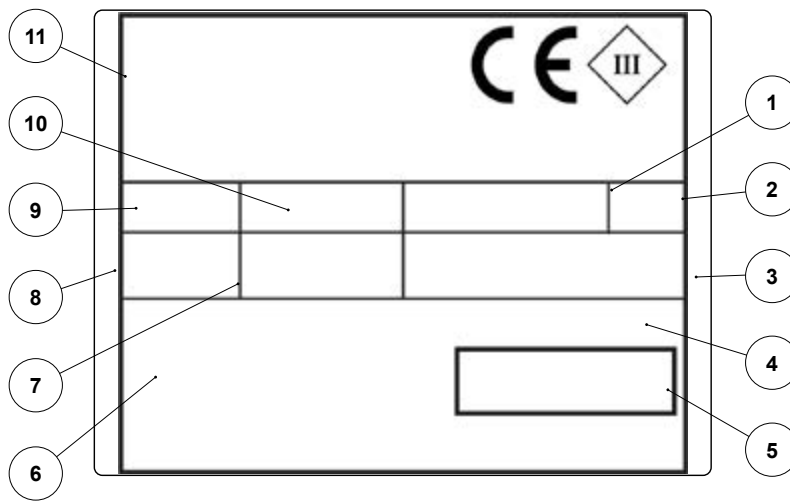
Each illustration is identified by a sequential number, and by the name of the unit that features in the illustration (e.g. CR-01 BRUSH HEAD UNIT).

In the illustration, all the spare parts are identified by a position number.



WARNING: when replacing machine components, we recommend using only ORIGINAL SPARE PARTS. We recommend not waiting until components are worn out through use; replacing a part in a timely manner results in better operation of the machine, and in addition, maintaining an efficient machine also leads to time and cost savings.

SERIAL NUMBER PLATE:



The serial number plate is located on the machine itself, and indicates the general characteristics thereof, specifically the serial number of the machine. The serial number is a very important piece of information and should always be provided together with any request for assistance or to purchase spare parts. The serial number plate contains the following information:

1. The weight of the batteries that power the machine (expressed in kg).
2. The IP protection rating of the machine.
3. The gross weight of the machine (expressed in kg).
4. The machine ID code.
5. The machine serial number.
6. The machine ID name.
7. The nominal power consumed by the machine (expressed in W).
8. The maximum grade that the appliance can handle during work activities (expressed as %).
9. The year of machine manufacture.
10. The nominal voltage of the machine (expressed in V).

11. The commercial name of the machine, and the manufacturer's address.



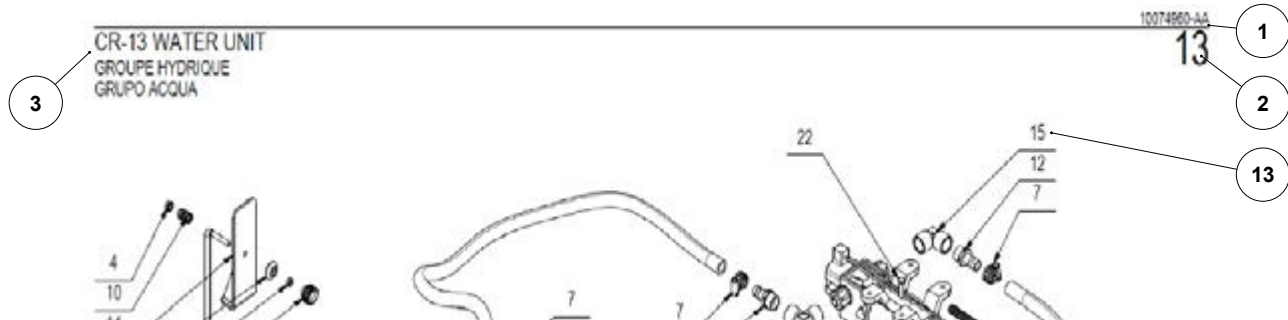
ATTENTION: it is strictly forbidden to remove or tamper with the serial number plate.

HOW TO READ THE SPARE PARTS TABLES

This document contains the spare parts tables.

In order to read these correctly, please refer to the key below:

1. DOCUMENT NUMBER - VERSION: identifies the document number and version of the spare parts table shown.
2. TABLE: identifies the number which represents the main units into which the machine has been divided.
3. NAME: the name used to identify the unit referred to in the spare parts table.



4. DESCRIPCION: identifies the SPANISH language description associated with the spare part in question.
5. DESCRIPTION: identifies the FRENCH language description associated with the spare part in question.
6. DENOMINATION: identifies the ENGLISH language description associated with the spare part in question.
7. DESCRIZIONE: identifies a more detailed ITALIAN language description associated with the spare part in question.
8. Q.TY: identifies the quantity of the spare part used for the unit in the illustration.
9. CODE: identifies the numerical reference used to identify the spare part in question.

- 10. SERIAL NUMBER: the serial number of the first machine produced with the technical modification reported in the relevant technical news document.
- 11. TECHNICAL NEWS: the document number for the technical news document in which the technical modification associated with the part is described.
- 12. ↓: the graphic symbol that identifies whether the part in question is an assembly made up of several components, or whether it is a single, stand-alone element.

↓	indicates that the part in question is an assembly made up of several components.
↑	indicates that the part in question is a component in an assembly.
→	indicates that the part in question is valid from the serial number displayed.
←	indicates that the part in question is valid up to the serial number displayed.

- 13. POS: the position number that identifies the part in the illustration. If the identifying number contains the "." symbol, this represents a part that is a component in an assembly.

CR-13 WATER UNIT						1007599C-A1		
POS	TECHNICAL NEWS	SERIAL NUMBER	CODICE	QTA	DESCRIZIONE	DENOMINAZIONE	DESCRIPTION	DESCRIPCION
1			415207	2	ANELLO FIL. RIO. 5 DIN 6799	STOP RING	BAGUE DIARRET	ANILLO DE PARADA
2			443105	1	ASTA RUBINETTO MUG 2016	ROD	TIGE	VARILLA
3			410336	1	CORPO RUBINETTO 1/2" G.F.F.	COCK	ROBINET	GRIFO
4			40124	1	DADO M8x8x5	NUT	ECCROU	TUERCA
5			40008	1	DADO M8x3.5 UNI 5589 ZINC	LOCK NUT	ECCROU AUTOFREINES	TUERCA AUTOFLOCANTE
6			40060	4	DADO M8x7 AUTOCAL. UNI 7475 ZINC	LOCK NUT	ECCROU AUTOFREINES	TUERCA AUTOFLOCANTE
7			410202	8	FASCE TIA ANTE 11x17 AGA	CLAMP	COLLIER	ARRAZADERA
8			710816	1	FILTRO 1/2" F.F.	FILTER ASSEMBLY	FILTRE COMPLET	FILTRO COMPLETO
8.1			420649	1	CARTUCCIA FILTRO 1/2" F.F.	FILTER CARTRIDGE	CARTOUCHE DE FILTRE	CARTUCHO FILTRO
8.2			420647	1	CORPO FILTRO 1/2" F.F.	FILTER	FILTRE	FILTRO
8.3			420660	1	GUARNIZIONE CARPO FILTRO 1/2" F.F.	GASKET	JOINT	JUNTA

INTRODUCTION

Les descriptions contenues dans cette publication ne sont pas contractuelles.

La société se réserve donc le droit d'apporter, à tout moment, d'éventuelles modifications aux organes, pièces, accessoires qu'elle jugera nécessaires pour une amélioration ou toute autre exigence de caractère constructif ou commercial.

La reproduction même partielle des textes et des dessins contenus dans cette publication est interdite par la loi. La société se réserve le droit d'apporter des modifications à caractère technique et/ou relatives aux équipements.

Les images sont fournies à simple titre d'exemple et ne sont pas contraignantes pour le design et les équipements.

Le catalogue des pièces de rechange se compose d'une série d'illustrations et de listes correspondantes de pièces de rechange.

Les illustrations montrent les pièces de rechange pour chacun des GROUPES PRINCIPAUX dans lesquels la machine a été divisée.

Les groupes principaux sont à leur tour subdivisés en FIGURES et les figures en une ou plusieurs ILLUSTRATIONS ou LISTES.

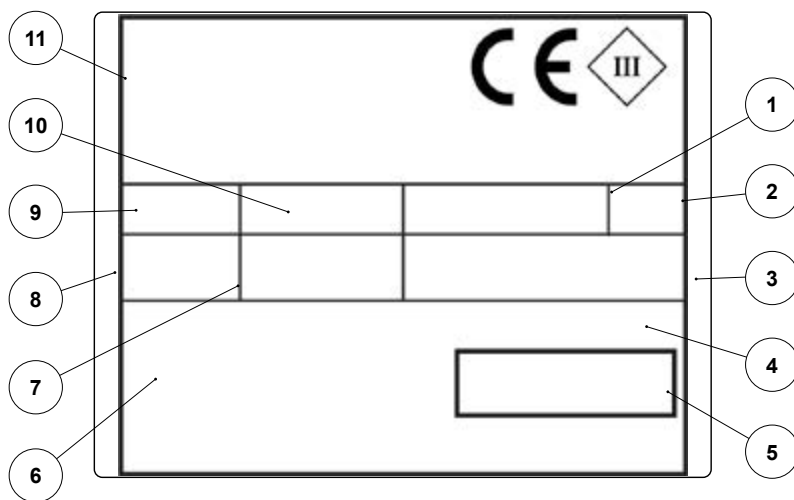
Chaque illustration est identifiée par un numéro séquentiel et le nom du groupe illustré (par ex. CR-01 GROUPE CARTER).

Dans l'illustration, toutes les pièces de rechange sont identifiées par un numéro de position.



AVERTISSEMENT : lors du remplacement des pièces de rechange, il est recommandé d'utiliser uniquement des PIÈCES DE RECHANGE D'ORIGINE. Il est conseillé de ne pas attendre que les composants soient usés par l'utilisation, remplacer un composant au bon moment signifie un meilleur fonctionnement de la machine et en même temps des économies dues au maintien d'une machine efficace.

PLAQUE MATRICULE :



La plaque matricule est positionnée sur la machine, elle indique les caractéristiques générales de la machine, en particulier le numéro de série de la machine. Le numéro de série est une information très importante qui doit toujours être fournie en même temps que toute demande d'assistance ou d'achat de pièces de rechange. Les indications suivantes peuvent être lues dans la plaque signalétique :

1. La valeur exprimée en kg du poids des batteries d'alimentation de la machine.
2. L'indice de protection IP de la machine.
3. La valeur en kg du poids brut de la machine.
4. Le code d'identification de la machine.
5. Le numéro de série de la machine.
6. Le nom d'identification de la machine.
7. La valeur exprimée en W de la puissance nominale absorbée par la machine.
8. La valeur exprimée en % de la pente maximale franchissable lors du travail.
9. L'année de fabrication de la machine.
10. La valeur exprimée en V de la tension nominale de la

machine.

11. Le nom commercial et l'adresse du fabricant de la machine.



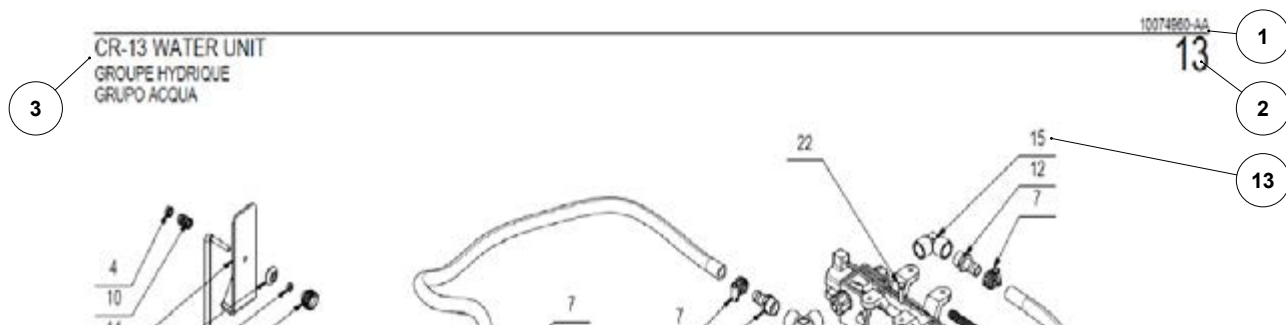
ATTENTION : il est strictement interdit de retirer ou d'altérer la plaque matricule.

COMMANDE LIRE LES TABLES DES PIÈCES DE RECHANGE

Ce document contient les tables des pièces de rechange.

Pour les consulter correctement, lire la légende fournie ci-dessous :

1. NUMÉRO DE DOCUMENT - VERSION : identifie le numéro de document et la version de la table des pièces de rechange représentée.
2. TABLE : identifie le numéro représentatif des groupes principaux dans lesquels la machine a été divisée.
3. NOM : identifie le nom avec lequel est identifié le groupe représenté dans la table des pièces de rechange.



4. DESCRIPCION : identifie la description en espagnol de la pièce de rechange associée.
5. DESCRIPTION : identifie la description en français de la pièce de rechange associée.
6. DENOMINATION : identifie la description en anglais de la pièce de rechange associée.
7. DESCRIZIONE : identifie une description plus détaillée en italien de la pièce de rechange associée.
8. QTÉ : identifie la quantité de la pièce de rechange utilisée pour le groupe illustré.

- 9. CODE : identifie la référence numérique avec laquelle est identifiée la pièce de rechange associée.
- 10. NUMÉRO DE SÉRIE : indique le numéro de série de la première machine produite avec la modification technique indiquée dans le bulletin technique associé.
- 11. BULLETIN TECHNIQUE : indique le numéro de document d'un bulletin technique qui décrit une modification technique associée à la pièce.
- 12. _ : indique le symbole graphique qui permet d'identifier si la pièce associée est un ensemble composé de plusieurs éléments ou s'il s'agit d'un élément individuel.

↓	indique que la pièce associée est un ensemble composé de plusieurs pièces.
↑	indique que la pièce associée fait partie d'un ensemble.
→	indique que la pièce associée est valable à partir du matricule indiqué.
←	indique que la pièce associée est valable jusqu'au matricule indiqué.

- 13. POS : indique le numéro de position qui identifie la pièce dans l'illustration. Si le numéro d'identification contient le symbole « . » il représente une pièce qui compose un ensemble.

CR-13 WATER UNIT								10074990-NA
POS	TECHNICAL NEWS	SERIAL NUMBER	CODICE	QTA	DESCRIZIONE	DENOMINAZIONE	DESCRIZIONE	DESCRIZIONE
1			415207	2	ANELLO FIL. RIO. 5 DIN 6799	STOP RING	BAGUE DIARRÊT	ANILLO DE PARADA
2			443105	1	ASTA RUBINETTO MMG 2016	ROD	TIGE	VARILLA
3			410336	1	CORPO RUBINETTO 1/2" G.F.F.	COCK	ROBINET	GRIFO
4			40124	1	DADO MS. NERFRES.	NUT	ECCOLI	BIERCA
5			40008	1	DADO MS.G 5 UNI 5569 ZINC	LOCK NUT	ECCOLI AUTOFREMES	BIERCA AUTOFLOCANTE
6			40060	4	DADO MS.G AUTOCAL. UNI 7475 ZINC	LOCK NUT	ECCOLI AUTOFREMES	BIERCA AUTOFLOCANTE
7			410202	8	FASCE TIA AVTE. 11x17 ASA	CLAMP	COLLIER	ARRAZADERA
8			210816	1	FILTRO 1/2" F.F.	FILTER ASSEMBLY	FILTRE COMPLET	FILTRO COMPLETO
8.1			42049	1	CARTUCCIA FILTRO 1/2" F.F.	FILTER CARTRIDGE	CARTOUCHE DE FILTRE	CARTUCHO FILTRO
8.2			42047	1	CORPO FILTRO 1/2" F.F.	FILTER	FILTRE	FILTRO
8.3			42050	1	GUARNIZIONE CARPO FILTRO 1/2" F.F.	GASKET	JOINT	JUNTA

INTRODUCCIÓN

Las descripciones contenidas en esta publicación no se consideran vinculantes.

Por tanto, la empresa se reserva el derecho de aportar en cualquier momento las eventuales modificaciones en piezas, detalles, suministros de accesorios, que considere convenientes para una mejora o debido a cualquier exigencia de carácter constructivo o comercial.

La reproducción, incluso parcial, de los textos o de los diseños de esta publicación, está prohibida por ley. La empresa se reserva el derecho de aportar modificaciones de carácter técnico y/o de equipamiento.

Las imágenes son a título indicativo y no vinculantes en términos de diseño y suministro.

El catálogo de piezas de recambio consta de una serie de ilustraciones y sus correspondientes listas de piezas de repuesto.

Las ilustraciones muestran las piezas de repuesto de cada uno de los GRUPOS PRINCIPALES en los que se ha dividido la máquina.

Los grupos principales se subdividen, a su vez, en FIGURAS y las figuras en una o varias ILUSTRACIONES o LISTAS.

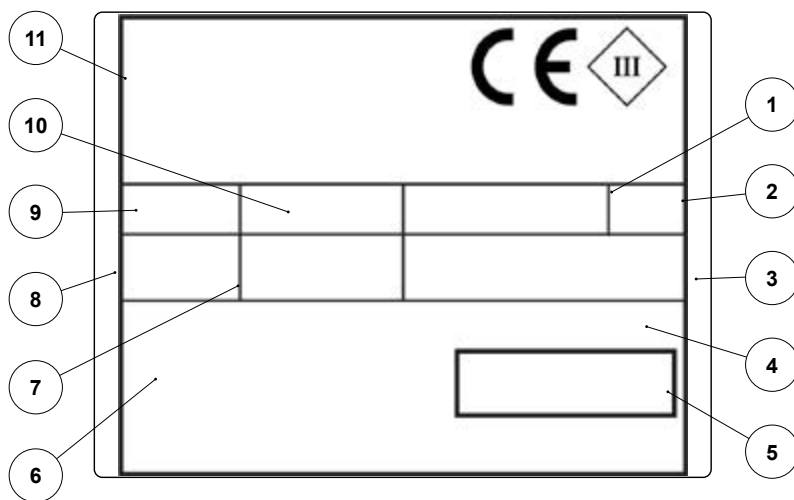
Cada ilustración está identificada por un número secuencial y el nombre del grupo ilustrado (por ej. CR-01 GRUPO BANCADA).

En la ilustración, todas las piezas de repuesto están identificadas con un número de posición.



ADVERTENCIA: cuando se sustituyan las piezas, se recomienda utilizar exclusivamente PIEZAS DE REPUESTO ORIGINALES. Se recomienda no esperar a que los componentes se desgasten por el uso, la sustitución de un componente en el momento adecuado supone un mejor funcionamiento de la máquina y, al mismo tiempo, un ahorro ya que la máquina trabaja en condiciones de funcionamiento óptimas.

PLACA DE LA MATRÍCULA:



La placa de la matrícula está colocada en la máquina y contiene las características generales de la máquina, especialmente el número de serie. El número de serie es una información muy importante que debe comunicarse en cualquier solicitud de asistencia o pedido de compra de piezas de repuesto. En la placa de la matrícula se puede leer la siguiente información:

1. El valor indicado en Kg del peso de las baterías de alimentación de la máquina.
2. El grado de protección IP de la máquina.
3. El valor en Kg del peso bruto de la máquina.
4. El código de identificación de la máquina.
5. El número de serie de la máquina.
6. El nombre de identificación de la máquina.
7. El valor expresado en W de la potencia nominal absorbida de la máquina.
8. El valor de la pendiente máxima que se puede transitar durante la fase de trabajo, expresado en %.
9. El año de fabricación de la máquina.
10. El valor de la tensión nominal de la máquina, expresado

en V.

11. El nombre comercial y la dirección del fabricante de la máquina.



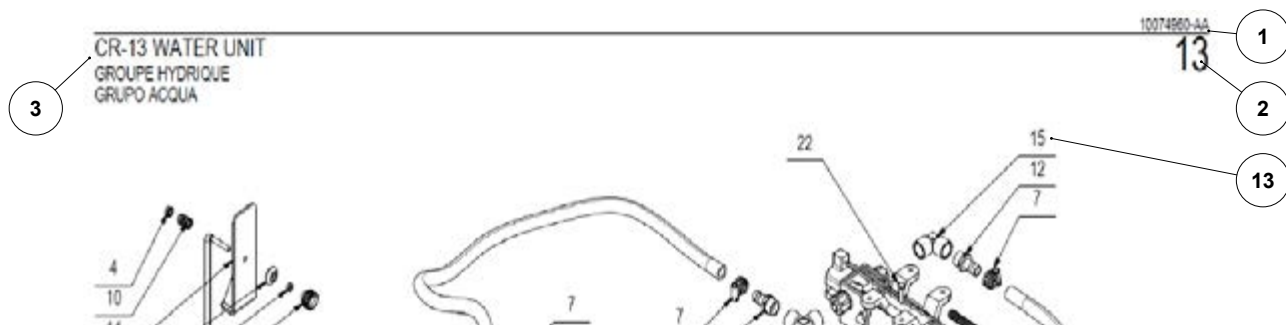
ATENCIÓN: está absolutamente prohibido quitar o manipular la placa de matrícula.

CÓMO LEER LAS LÁMINAS DE LOS REPUESTOS

Este documento contiene las láminas de los repuestos.

Para consultarlas correctamente, lea la leyenda que figura a continuación:

1. NÚMERO DE DOCUMENTO - VERSIÓN: identifica el número de documento y la versión de la lámina de repuestos representada.
2. LÁMINA: identifica el número de representación de los grupos principales en los que se ha subdividido la máquina.
3. DENOMINACIÓN: es el nombre con el que se identifica el grupo representado en la lámina de repuestos.



4. DESCRIPCIÓN: identifica la descripción en ESPAÑOL de la pieza de repuesto asociada.
5. DESCRIPTION: identifica la descripción en FRANCÉS de la pieza de repuesto asociada.
6. DENOMINATION: identifica la descripción en INGLÉS de la pieza de repuesto asociada.
7. DESCRIZIONE: identifica una descripción más detallada en ITALIANO de la pieza de repuesto asociada.
8. CANTIDAD: identifica el número de piezas de repuesto utilizadas para el grupo ilustrado.

- 9. CÓDIGO: identifica el número de referencia con el que se identifica la pieza de repuesto asociada.
- 10. SERIAL NUMBER: indica el número de serie de la primera máquina fabricada con la modificación técnica notificada en la "technical news" correspondiente.
- 11. TECHNICAL NEWS: indica el número de documento de una "technical news" donde se describe una modificación técnica asociada a la pieza.
- 12. _: lleva el símbolo gráfico que permite identificar si la pieza asociada es un conjunto formado por varios elementos o si se trata de un solo elemento.

↓	indica que la pieza a la que está asociada es un conjunto formado por varios elementos.
↑	indica que la pieza asociada forma parte de un conjunto.
→	indica que la pieza asociada es válida a partir del número de serie indicado.
←	indica que la pieza asociada es válida hasta el número de serie indicado.

- 13. POS: indica el número de posición que identifica la pieza en la ilustración. Si el número de identificación contiene el símbolo ".", significa que representa una pieza que compone un conjunto.

10075990-NA
13

POS	TECHNICAL NEWS	SERIAL NUMBER	CODICE	QTA	DESCRIZIONE	DENOMINAZIONE	DESCRIPTION	DESCRIZIONE
1			415207	2	ANELLO FIL. RIO. 5 DIN 6799	STOP RING	BAGUE DIARRET	ANILLO DE PARADA
2			443105	1	ASTA RUBINETTO MUG 2016	ROD	TIGE	VARILLA
3			410336	1	CORPO RUBINETTO 1/2" G.F.F.	COCK	ROBINET	GRIFO
4			40124	1	DADO M6x3	NUT	ECCROU	BIERCA
5			400038	1	DADO M6x3 5 UNI 5589 ZINC	LOCK NUT	ECCROU AUTOFREINES	BIERCA AUTOFLOCANTE
6			400060	4	DADO M6x7 AUTOCAL. UNI 7403 ZINC	LOCK NUT	ECCROU AUTOFREINES	BIERCA AUTOFLOCANTE
7			410202	8	FASCE TITANITE 11x17 ASA	CLAMP	COLLIER	ARRAZZIERA
8			710816	1	FILTRO 1/2" F.F.	FILTER ASSEMBLY	FILTRE COMPLET	FILTRO COMPLETO
8.1			420649	1	CARTUCCIA FILTRO 1/2" F.F.	FILTER CARTRIDGE	CARTOUCHE DE FILTRE	CARTUCCIO FILTRO
8.2			420647	1	CORPO FILTRO 1/2" F.F.	FILTER	FILTRE	FILTRO
8.3			420660	1	GUARNIZIONE CARPO FILTRO 1/2" F.F.	GASKET	JOINT	JUNTA