

Catalog Number
Notes
Type

## FEATURES & SPECIFICATIONS

**INTENDED USE** — A general purpose and energy-efficient surface-mounted or suspended LED fixture, suitable for wet, damp and/or cold locations. For vapor-tight demanding environments where moisture or dust is a concern and where relatively low fixture mounting heights and wide fixture spacing are common. Not for use or installation in direct outdoor sunlight. Must be installed under canopy or covered ceiling. For direct sunlight installations, please refer to the [FEX](#) product family. Typical applications include industrial facilities, parking garages, retail malls, multi-purpose rooms, garden centers, and food processing. **Certain airborne contaminants can diminish the integrity of acrylic and/or polycarbonate.** [Click here for Acrylic/Polycarbonate Compatibility table for suitable use.](#)

**Certain airborne contaminants may adversely affect the functioning of LEDs and other electronic components, depending on various factors such as concentrations of the contaminants, ventilation, and temperature at the end-user location.** [Click here for a list of substances that may not be suitable for interaction with LEDs and other electronic components.](#)

**CONSTRUCTION** — One-piece 5VA fiberglass housing with integral perimeter channel utilizing continuous poured-in-place NEMA 4X gasket. Approved for through wiring. Captive polymeric latches are standard. Stainless steel latches (#316) available as an option for food processing or more demanding applications.

Power connection is easily accomplished through pre-drilled holes.

**OPTICS** — Injection molded, acrylic lens (.080" thick) provides high impact-resistance comparable to 100% DR. A UV stabilized polycarbonate diffuser is available (.080" thick) in clear or frosted for additional impact strength where vandal protection is desired.

Expected service life of 60,000 hours at 80% lumen maintenance (L80); predicted life of more than 100,000 hours.

**ELECTRICAL** — Utilizes high-efficiency LEDs mounted to core circuit boards. High-efficiency drivers operate 120-277 (MVOLT) and 347-480 (HVOLT) offered with 0-10 volt dimming, dims to 10%. Standard Luminaire Surge Protection Level: 6kV/3kA Surge Rated per ANSI C82.77-5-2015.

**INSTALLATION** — A pair of stainless steel surface mount brackets (SMB) are included (unless another mounting option is chosen) allowing for surface (ceiling) or suspension mount applications using included bail with aircraft cable or chain. Optional pair of dual pendant mount brackets (DPMB) are available for surface (ceiling) or suspension mount applications using either 3/8" threaded rod or included bail with aircraft cable or chain. Optional pair of angle mounting brackets (ANGBKT) for wall mount applications.

**LISTINGS** — CSA Certified to UL and C-UL Standards. Suitable for wet location. IP65, IP66, IP67 rated. NSF Splash Zone 2 and Non-Food Zone rated. NEMA 4X rated. Sensors maintain IP65 and IP66 only. See chart on page 5 for Ambient Temperatures.

DesignLights Consortium® (DLC) Premium qualified product and DLC qualified product. Not all versions of this product may be DLC Premium qualified or DLC qualified. Please check the DLC Qualified Products List at [www.designlights.org/OPL](http://www.designlights.org/OPL) to confirm which versions are qualified.

**BUY AMERICAN ACT** — Product with the BAA option is assembled in the USA and meets the Buy America(n) government procurement requirements under FAR, DFARS and DOT regulations. Please refer to [www.acuitybrands.com/buy-american](http://www.acuitybrands.com/buy-american) for additional information.


**WARRANTY** — 5-year limited warranty. This is the only warranty provided and no other statements in this specification sheet create any warranty of any kind. All other express and implied warranties are disclaimed. Complete warranty terms located at: [www.acuitybrands.com/support/warranty/terms-and-conditions](http://www.acuitybrands.com/support/warranty/terms-and-conditions)

**NOTE:** Actual performance may differ as a result of end-user environment and application. All values are design or typical values, measured under laboratory conditions at 25 °C. Specifications subject to change without notice.


### Low-Profile Enclosed and Gasketed Industrial

# FEM LED


SURFACE/ SUSPENDED/WALL MOUNT



Deep Lens



Low profile with sensor



Low profile



### Stock configurations are offered for shorter lead times:

Standard Part Number	Stock Part Number
FEM L48 4000LM LPAFL MD MVOLT GZ10 40K 80CRI	<b>FEM L48 4L MVOLT</b>
FEM L48 4000LM LPAFL MD MVOLT GZ10 50K 80CRI	<b>FEM L48 4L MVOLT 5K</b>

### A+ Capable Luminaire

This item is an A+ capable luminaire, which has been designed and tested to provide consistent color appearance and out-of-the-box control compatibility with simple commissioning.

- All configurations of this luminaire meet the Acuity Brands' specification for chromatic consistency
- This luminaire is part of an A+ Certified solution for nLight® control networks marked by a [shaded background\\*](#)

To learn more about A+, visit [www.acuitybrands.com/aplus](http://www.acuitybrands.com/aplus).

\*See ordering tree for details

# FEM LED Low-Profile Enclosed and Gasketed



A+ Capable options indicated by this color background.

## ORDERING INFORMATION

Lead times will vary depending on options selected. Consult with your sales representative.

**Example:** FEM L48 4000LM IMAFL WD MVOLT GZ10 40K 80CRI

Series	Length	Nominal Lumens	Diffuser	Distribution	Voltage	Driver	Color temperature	CRI	
FEM	L24 24" ‡	2000LM	2,000 lumens	IMAFL	MD Medium	MVOLT 120-277V	GZ10 0-10V dimming	30K 3000K	80CRI 80 CRI
		3000LM	3,000 lumens	IMACD	WD Wide	HVOLT 347-480V ‡		35K 3500K	90CRI 90 CRI
		4000LM	4,000 lumens	IMAFD	PGD Parking garage	120 120V		40K 4000K	
		6000LM	6,000 lumens	LPAFL		277 277V		50K 5000K	
				LPACL		347 347V			
	L48 48" ‡	3000LM	3,000 lumens	LPPCL		480 480V			
		4000LM	4,000 lumens	LPPFL					
		6000LM	6,000 lumens						
		8000LM	8,000 lumens						
		10000LM	10,000 lumens						
	L96 96" ‡	12000LM	12,000 lumens						
		9000LM	9,000 lumens						
		12000LM	12,000 lumens						
		15000LM	15,000 lumens						
		18000LM	18,000 lumens						
	20000LM	20,000 lumens							
	24000LM	24,000 lumens							

Options		
<b>Emergency:</b>		
E10WMCP	EM Self-diagnostics battery pack, MVOLT, 10W, Constant Power Certified in the California Title 20 Modernized Appliance Efficiency Database (MAEDBS) ‡	
BE6WCP	Cold Weather EM battery pack, 120/277V, 6W, Constant Power Certified in the California Title 20 Modernized Appliance Efficiency Database (MAEDBS) ‡	
BGTD	Generator transfer device	
<b>Other Options:</b>		
ANGBKT	Angle bracket shipped with fixture ‡	
BAA	Buy America(n) Act Compliant	
DPMB	Dual pendant mounting bracket ‡	
SPD	Surge protection device, additional 10kV/6kA	
STSL	Stainless steel latches	
TRS	Tamper Resistant Torx® T10 screws	
WLF	Wet location fitting (two outboard, top (L24 - 20 inches off-center, L48 - 48 inches off-center, L96 - 95.7 inches off-center) ‡	
WLFEND	Wet location fitting (one end) ‡	
WLFEND2	Wet location fitting (both ends) ‡	
WLFMP	Wet location pendant monopoint ‡	
<b>Cord Sets: ‡</b>		
CPSB16YWL BH	Brad Harrison Mini-Change® cordset with straight blade plug, 16 gauge, 3 conductors, 6ft, yellow ‡	
CPSB16YWL12FTBH	Brad Harrison Mini-Change® cordset with straight blade plug, 16 gauge, 3 conductors, 12ft, yellow ‡	
CRSB16YWL BH	Brad Harrison Mini-Change® receptacle ‡	
CNP16WWL	Cord only (no plug), 16 gauge, 3 conductors, white, 6ft, wet location ‡	
CNP16WWL12FT	Cord only (no plug), 16 gauge, 3 conductors, white, 6ft, wet location ‡	
CNP164CWLL	Cord only (no plug), 16 gauge, 4 conductors, white, 6ft, wet location (for use when unswitched circuit is required for battery pack) ‡	
<b>Individual Controls: ‡</b>		
SBOR10	360° Low mount sensor, (8-15' mounting heights), outdoor PIR, ON/OFF occupancy (LINK) (formerly MS10NWL)	
SBOR10 HL 3V	360° Low mount sensor, (8-15' mounting heights), outdoor PIR, occupancy controlled dimming (bi-level) (LINK) (formerly MS102L3VWL)	
SBOR10 P	360° Low mount sensor, (8-15' mounting heights), outdoor PIR, ON/OFF photocell (LINK) (formerly MS10NWL DSCNWL)	
<b>nLight Wireless: ‡</b>		
NLTAIR2 RSBOR10	nLight® Air Generation 2 enabled, 360° low mount sensor, (8-15' heights) (LINK)	
NLTAIR2 RIO	nLight® Air Generation 2 enabled, fixture embedded network interface, 0-10V dimming output (LINK)	

NOTE: ‡ indicates option chosen has ordering restrictions. Please reference ordering restrictions chart, page 3. Options are sorted alphanumerically.

Accessories: Order as separate catalog number.	
MHCH 36	3 foot (36 inches) jack chain (pair)
MHHK120	10 foot (120 inches) single leg air craft cable (ships as pair)
MHHK120SS	10 foot (120 inches) single leg air craft cable, stainless steel (ships as pair)
RK1 T10BIT W/PIN U	Hex-base driver bit, Torx TX10, for tamper resistant screws with center reject pin
FEMDPMB	Dual pendant mounting bracket (ships as a pair) ‡
FEMANGBKT	Angle bracket (ships as pair) ‡
FEMSMB	Surface mount bracket (ships as pair) ‡

See Accessories and ordering restrictions on next page.

# FEM LED Low-Profile Enclosed and Gasketed

## ‡ Option Value Ordering Restrictions

Option value	Restriction
ANGBKT, FEMANGBKT	For wall mount applications. If mounted in an upward orientation, fixture will be damp location listed only.
BE6WCP	Utilizes Bodine BSL36 Cold-Pak emergency driver. Not available with L24 length. Order with CNP164CWWL when unswitched hot is required for battery. Not available with 347V,480V,HVOLT.
CNP16WWL, CNP16WWL12FT	Not available with BE6WCP or E10WMCP.
CNP164CWWL	Available with BE6WCP or E10WMCP only. <b>Not NEMA4X rated.</b>
Cord Sets	<b>Not NEMA4X rated.</b>
CPSB16YWL BH, CPSB16YWL12FTBH	Not available with BE6WCP or E10WMCP.
CRSB16YWL BH	Not available with BE6WCP or E10WMCP.
E10WMCP	Utilizes Power Sentry, PS1055MCP battery pack. Order with CNP164CWWL when unswitched hot is required for battery. Not available with 347V,480V,HVOLT.
DPMB, FEMDPMB	For surface (ceiling) or suspension mount applications using either 3/8" threaded rod or included bail with aircraft cable or chain.
FEMSMB	Ships standard with fixture (unless another mounting option is chosen). For surface (ceiling) or suspension mount applications using included bail with aircraft cable or chain.
HVOLT	When ordered with L24, available with 6000LM only. When ordered with L48, not available with 3000LM or 4000LM.
Individual Controls	<b>Not NEMA4X rated. IP65 and IP66 rated.</b>
L24	Not available with BE6WCP.
L48	Not available with WLFPMMP.
L96	Not available with WLFPMMP.
nLight® Wireless	<b>Not NEMA4X rated. IP65 and IP66 rated.</b>
WLF	If cord is ordered, cord will exit from the end of the fixture. <b>Not NEMA4X rated.</b>
WLFEND	If cord is ordered, cord will exit from the end of the fixture. <b>Not NEMA4X rated.</b> Available with cord or sensor option. Choose only one.
WLFEND2	Not available with sensor or cord options. <b>Not NEMA4X rated.</b>
WLFPMMP	Available only with L24. <b>Not NEMA4X rated.</b>

## MOUNTING OPTIONS



DPMB Option or FEMDPMB Accessory  
Material: 304 Stainless Steel  
pictured less bail wire



CS88L12/CS88R options

# FEM LED Low-Profile Enclosed and Gasketed

## OPERATIONAL DATA (80 CRI\*, MD\*\*, MVOLT\*\*\*)

Length	Package	Input Wattage	CCT	Frosted Lens <sup>1</sup>				Clear Lens <sup>1</sup>		
				IMAFI	IMAFD	LPAFL	LPPFL	IMACD	LPACL	LPPCL
L24	2000LM	13.4	30K	1962 (147)	2083 (156)	2076 (155)	1861 (139)	2112 (158)	2105 (158)	1890 (142)
			35K	2002 (150)	2126 (159)	2118 (159)	1899 (142)	2155 (161)	2147 (161)	1929 (144)
			40K	2099 (157)	2228 (167)	2220 (166)	1991 (149)	2259 (169)	2251 (169)	2022 (151)
			50K	2122 (159)	2252 (169)	2244 (168)	2013 (151)	2284 (171)	2276 (170)	2044 (153)
	3000LM	19.9	30K	2869 (144)	3046 (153)	3035 (153)	2721 (137)	3088 (155)	3077 (155)	2764 (139)
			35K	2927 (147)	3108 (156)	3096 (156)	2777 (140)	3151 (158)	3139 (158)	2820 (142)
			40K	3069 (154)	3258 (164)	3246 (163)	2911 (146)	3303 (166)	3291 (166)	2956 (149)
			50K	3102 (156)	3293 (166)	3281 (165)	2942 (148)	3339 (168)	3327 (167)	2988 (150)
	4000LM	26.0	30K	3676 (142)	3903 (150)	3889 (150)	3487 (134)	3957 (152)	3943 (152)	3541 (136)
			35K	3751 (145)	3982 (153)	3968 (153)	3558 (137)	4037 (156)	4023 (155)	3613 (139)
			40K	3932 (152)	4174 (161)	4159 (160)	3730 (144)	4232 (163)	4217 (162)	3788 (146)
			50K	3975 (153)	4219 (163)	4204 (162)	3770 (145)	4278 (165)	4263 (164)	3829 (148)
6000LM	39.2	30K	5287 (135)	5613 (143)	5593 (143)	5015 (128)	5691 (145)	5671 (145)	5093 (130)	
		35K	5395 (138)	5727 (146)	5707 (145)	5117 (130)	5806 (148)	5786 (147)	5196 (132)	
		40K	5655 (144)	6004 (153)	5982 (153)	5364 (137)	6087 (155)	6065 (155)	5447 (139)	
		50K	5717 (146)	6069 (155)	6047 (154)	5422 (138)	6153 (157)	6131 (156)	5506 (140)	
L48	3000LM	18.0	30K	2689 (149)	2855 (158)	2844 (158)	2551 (141)	2894 (160)	2884 (160)	2590 (144)
			35K	2743 (152)	2912 (161)	2902 (161)	2602 (144)	2953 (164)	2942 (163)	2643 (146)
			40K	2876 (159)	3053 (169)	3042 (169)	2728 (151)	3095 (172)	3084 (171)	2770 (154)
			50K	2907 (161)	3086 (171)	3075 (170)	2758 (153)	3129 (173)	3118 (173)	2800 (155)
	4000LM	23.8	30K	3543 (149)	3762 (158)	3748 (157)	3361 (141)	3814 (160)	3800 (160)	3413 (143)
			35K	3615 (152)	3838 (161)	3824 (161)	3429 (144)	3891 (163)	3877 (163)	3482 (146)
			40K	3790 (159)	4023 (169)	4009 (168)	3595 (151)	4079 (171)	4064 (171)	3650 (153)
			50K	3831 (161)	4067 (171)	4052 (170)	3634 (153)	4123 (173)	4109 (173)	3690 (155)
	6000LM	37.8	30K	5284 (140)	5609 (149)	5589 (148)	5012 (133)	5687 (151)	5667 (150)	5090 (135)
			35K	5391 (143)	5723 (152)	5703 (151)	5114 (135)	5802 (154)	5782 (153)	5193 (138)
			40K	5651 (150)	6000 (159)	5978 (158)	5361 (142)	6083 (161)	6061 (161)	5444 (144)
			50K	5713 (151)	6065 (161)	6043 (160)	5419 (144)	6149 (163)	6127 (162)	5503 (146)
8000LM	50.5	30K	6952 (138)	7380 (146)	7354 (146)	6594 (131)	7482 (148)	7456 (148)	6696 (133)	
		35K	7093 (141)	7530 (149)	7503 (149)	6728 (133)	7634 (151)	7607 (151)	6832 (135)	
		40K	7435 (147)	7894 (156)	7865 (156)	7053 (140)	8003 (159)	7975 (158)	7162 (142)	
		50K	7516 (149)	7979 (158)	7950 (158)	7129 (141)	8090 (160)	8061 (160)	7240 (144)	
10000LM	62.0	30K	8646 (140)	9179 (148)	9146 (148)	8201 (132)	9306 (150)	9273 (150)	8328 (134)	
		35K	8822 (142)	9365 (151)	9332 (151)	8368 (135)	9495 (153)	9461 (153)	8497 (137)	
		40K	9248 (149)	9817 (158)	9782 (158)	8772 (142)	9953 (161)	9918 (160)	8908 (144)	
		50K	9348 (151)	9924 (160)	9888 (160)	8867 (143)	10061 (162)	10026 (162)	9004 (145)	
12000LM	75.0	30K	10406 (139)	11047 (147)	11007 (147)	9871 (132)	11200 (149)	11160 (149)	10024 (134)	
		35K	10617 (141)	11271 (150)	11231 (150)	10071 (134)	11427 (152)	11387 (152)	10227 (136)	
		40K	11130 (148)	11816 (157)	11773 (157)	10557 (141)	11979 (160)	11937 (159)	10721 (143)	
		50K	11251 (150)	11944 (159)	11901 (159)	10672 (142)	12109 (161)	12066 (161)	10837 (144)	
L96	9000LM	53.4	30K	7962 (149)	8452 (158)	8422 (158)	7552 (141)	8570 (160)	8539 (160)	7669 (144)
			35K	8124 (152)	8624 (161)	8593 (161)	7706 (144)	8743 (164)	8713 (163)	7825 (146)
			40K	8516 (159)	9040 (169)	9008 (169)	8078 (151)	9166 (172)	9133 (171)	8203 (154)
			50K	8608 (161)	9138 (171)	9106 (170)	8165 (153)	9265 (173)	9232 (173)	8292 (155)
	12000LM	75.5	30K	10570 (140)	11221 (149)	11181 (148)	10026 (133)	11377 (151)	11337 (150)	10182 (135)
			35K	10785 (143)	11449 (152)	11408 (151)	10230 (135)	11608 (154)	11567 (153)	10388 (138)
			40K	11306 (150)	12002 (159)	11959 (158)	10724 (142)	12168 (161)	12125 (161)	10890 (144)
			50K	11428 (151)	12132 (161)	12089 (160)	10840 (144)	12300 (163)	12257 (162)	11008 (146)
	15000LM	94.3	30K	13399 (142)	14225 (151)	14174 (150)	12710 (135)	14422 (153)	14371 (152)	12907 (137)
			35K	13671 (145)	14513 (154)	14461 (153)	12968 (138)	14714 (156)	14662 (156)	13169 (140)
			40K	14331 (152)	15214 (161)	15160 (161)	13594 (144)	15425 (164)	15370 (163)	13805 (146)
			50K	14487 (154)	15379 (163)	15324 (163)	13741 (146)	15592 (165)	15537 (165)	13954 (148)
18000LM	103.4	30K	15901 (154)	16881 (163)	16820 (163)	15083 (146)	17114 (165)	17054 (165)	15317 (148)	
		35K	16224 (157)	17223 (167)	17161 (166)	15389 (149)	17462 (169)	17400 (168)	15627 (151)	
		40K	17007 (164)	18055 (175)	17990 (174)	16132 (156)	18305 (177)	18240 (176)	16382 (158)	
		50K	17192 (166)	18251 (176)	18185 (176)	16307 (158)	18503 (179)	18438 (178)	16560 (160)	
20000LM	125.5	30K	17549 (140)	18630 (148)	18564 (148)	16646 (133)	18888 (150)	18822 (150)	16904 (135)	
		35K	17906 (143)	19008 (151)	18940 (151)	16984 (135)	19272 (154)	19204 (153)	17247 (137)	
		40K	18770 (150)	19927 (159)	19855 (158)	17804 (142)	20202 (161)	20131 (160)	18080 (144)	
		50K	18974 (151)	20143 (160)	20070 (160)	17997 (143)	20421 (163)	20349 (162)	18276 (146)	
24000LM	149.5	30K	21142 (141)	22445 (150)	22364 (150)	20055 (134)	22756 (152)	22675 (152)	20365 (136)	
		35K	21571 (144)	22900 (153)	22818 (153)	20461 (137)	23217 (155)	23135 (155)	20779 (139)	
		40K	22613 (151)	24006 (161)	23920 (160)	21450 (143)	24339 (163)	24253 (162)	21782 (146)	
		50K	22858 (153)	24266 (162)	24179 (162)	21682 (145)	24602 (165)	24516 (164)	22018 (147)	

\* For 90CRI, reduce lumen output by 17.1%  
 \*\* For WD reduce output by 4.7%, PGD reduce output by 5.4%  
 \*\*\* For HVOLT use scale factor in HVOLT SCALE FACTOR TABLE

# FEM LED Low-Profile Enclosed and Gasketed

## CSA LISTED AMBIENT RATING\*

		Standard** (surface)"	Standard** (suspended)"	E10WMCP (surface)	E10WMCP (suspended)	BE6WCP (surface)	BE6WCP (suspended)
L24	2000LM	35°C	50°C	5°C - 25°C	5°C - 35°C	-20°C - 25°C	-20°C - 35°C
	3000LM	35°C	50°C	5°C - 25°C	5°C - 35°C	-20°C - 25°C	-20°C - 35°C
	4000LM	35°C	50°C	5°C - 25°C	5°C - 35°C	-20°C - 25°C	-20°C - 35°C
	6000LM	35°C	50°C	5°C - 25°C	5°C - 35°C	-20°C - 25°C	-20°C - 35°C
L48	3000LM	35°C	50°C	5°C - 25°C	5°C - 35°C	-20°C - 25°C	-20°C - 35°C
	4000LM	35°C	50°C	5°C - 25°C	5°C - 35°C	-20°C - 25°C	-20°C - 35°C
	6000LM	35°C	50°C	5°C - 25°C	5°C - 35°C	-20°C - 25°C	-20°C - 35°C
	8000LM	35°C	50°C	5°C - 25°C	5°C - 35°C	-20°C - 25°C	-20°C - 35°C
	10000LM	35°C	50°C	5°C - 25°C	5°C - 35°C	-20°C - 25°C	-20°C - 35°C
	12000LM	35°C	50°C	5°C - 25°C	5°C - 35°C	-20°C - 25°C	-20°C - 35°C
L96	9000LM	35°C	50°C	5°C - 25°C	5°C - 35°C	-20°C - 25°C	-20°C - 35°C
	12000LM	35°C	50°C	5°C - 25°C	5°C - 35°C	-20°C - 25°C	-20°C - 35°C
	15000LM	35°C	50°C	5°C - 25°C	5°C - 35°C	-20°C - 25°C	-20°C - 35°C
	18000LM	35°C	50°C	5°C - 25°C	5°C - 35°C	-20°C - 25°C	-20°C - 35°C
	20000LM	35°C	50°C	5°C - 25°C	5°C - 35°C	-20°C - 25°C	-20°C - 35°C
	24000LM	35°C	50°C	5°C - 25°C	5°C - 35°C	-20°C - 25°C	-20°C - 35°C

\*Minimum Ambient is -30°C unless noted, when the fixture is suspended at least 12" from the ceiling.

\*\*All options not specifically listed in this table are considered standard

## HVOLT SCALE FACTOR

	Factor
2000LM	0.814
3000LM	0.814
4000LM	0.814
6000LM	0.835
8000LM	0.845
9000LM	0.850
10000LM	0.850
12000LM	0.845
15000LM	0.860
18000LM	0.880
20000LM	0.845
24000LM	0.865

## CONFIGURATION WEIGHTS

	Standard	w/ Sensor	w/ Battery
L24	8	9	9
L48	11	12	12
L96	23	24	24

## NUMBER OF BOARDS AND DRIVERS

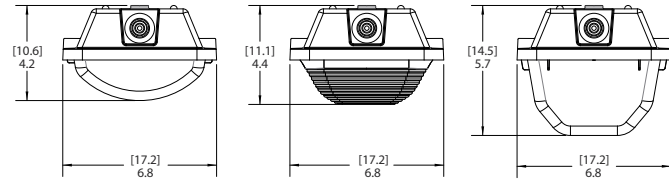
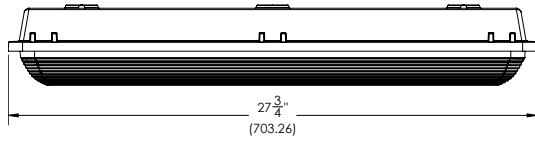
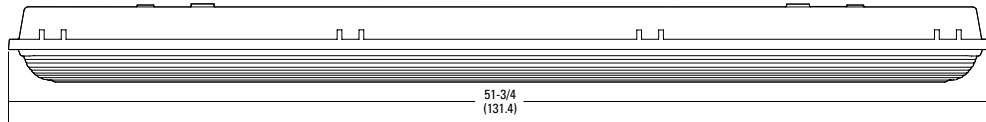
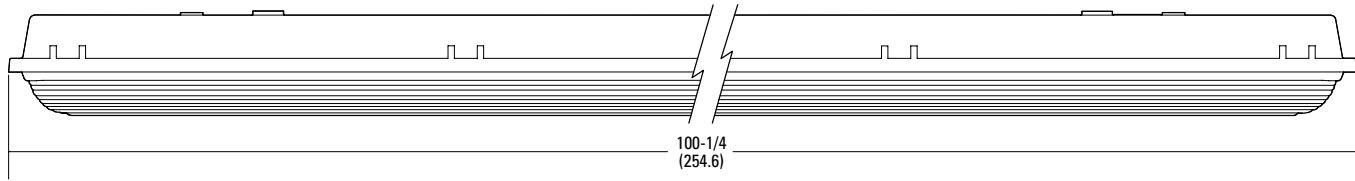
Lumen package	Fixture length	Number of boards	Number of drivers
2000LM	L24	1	1
3000LM		1	1
4000LM		1	1
6000LM		1	1
3000LM	L48	2	1
4000LM		2	1
6000LM		2	1
8000LM		2	1
10000LM		2	1
12000LM		2	1
9000LM	L96	4	1
12000LM		4	2
15000LM		4	2
18000LM		4	2
20000LM		4	2
24000LM		4	2

# FEM LED Low-Profile Enclosed and Gasketed

## DIMENSIONS

Specifications subject to change without notice.  
All dimensions are inches (centimeters) unless otherwise indicated.

Weight (may vary with options or accessories)  
FEM L48: 11.9 lbs (5.397kg)  
FEM L96: 24.3 lbs (11.022kg)



Diffuser Type:

LPAFL  
LPACL  
LPPFL  
LPPCL

Diffuser Type:

IMAFL

Diffuser Type:

IMAFD  
IMACD

## PHOTOMETRICS

See [www.lithonia.com](http://www.lithonia.com) for photometry reports.