


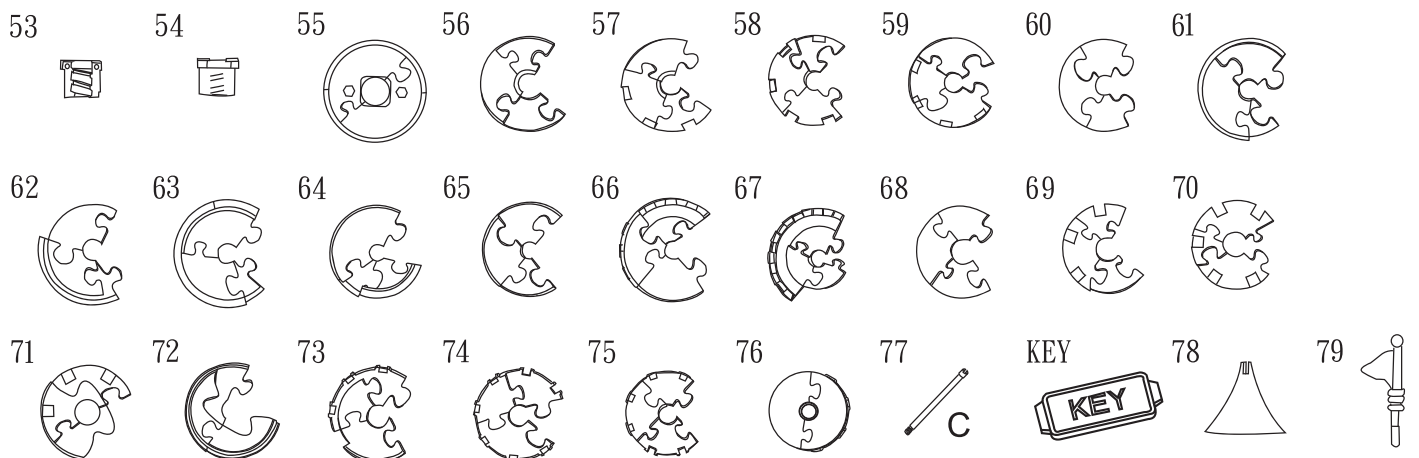
**INSTRUCTIONS**

1. Please count and make sure all pieces are present before assembly.
2. The pole pieces are delicate. To prevent damage, do not use excessive force.
3. Assemble crystal puzzle by putting the puzzle pieces together in the order shown below.
4. Missing a piece? Email [info@ugames.com](mailto:info@ugames.com) or call (415) 503-1600 with missing piece number.

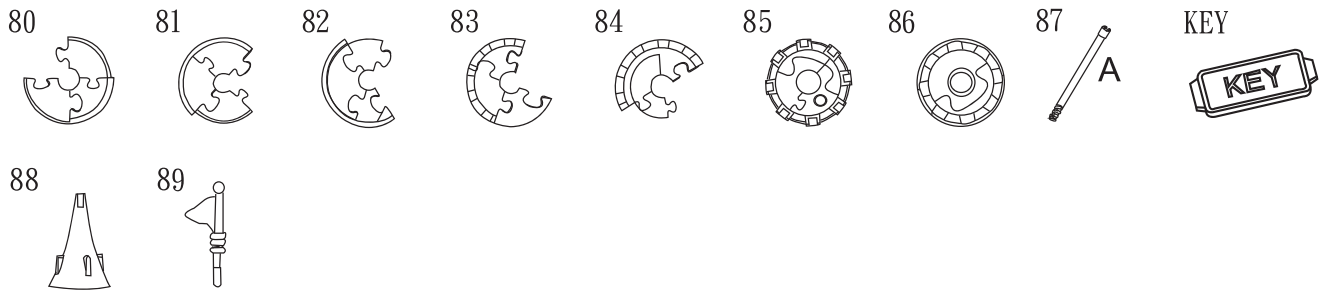
### Base



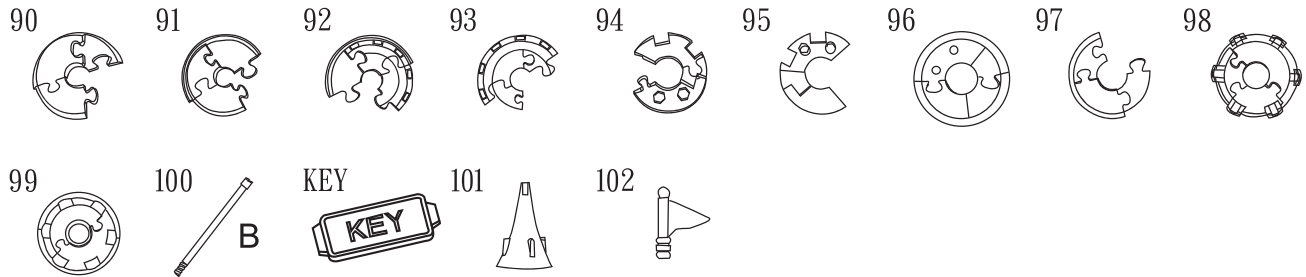
### Central Tower



Front Tower X 2



Back Tower X 2



HINTS

**1**

Don't lose any of the puzzle pieces.

**2**

Base

Main Tower

Combine 2 spiral caps into one and insert to the big base piece and the bottom piece of main tower.

**3**

Some of the smaller pieces attach by pins rather than interlocks

**4**

Each center pole has a letter mark for easy assembly. Use the center poles to lock up all pieces securely with the key.

