


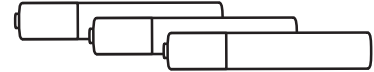
# RUSTIC FROSTY WITH GIFT STATUE

## ART-8961

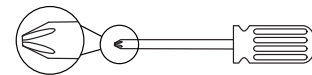
Review all information before using this product. Save this manual for future reference.



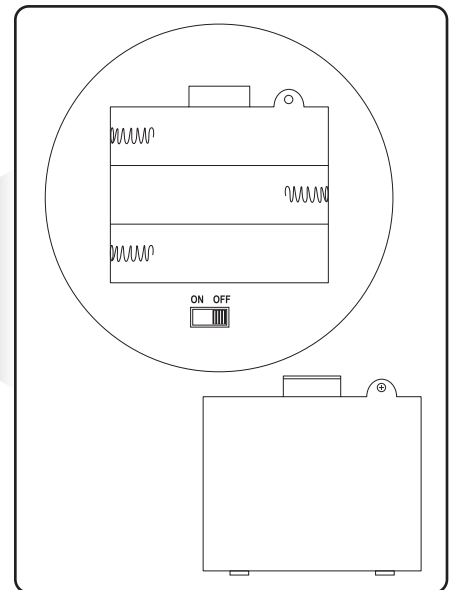
**REQUIRES (3) 'AAA' BATTERIES  
(BATTERIES NOT INCLUDED)**



**TOOLS REQUIRED (not included)**



Phillips Screwdriver



### INSTALLING BATTERIES

1. Ensure the power switch is 'OFF'.
2. Use a Phillips screwdriver to loosen the screw on the battery housing cover.
3. Remove the battery housing cover.
4. Paying attention to the positive and negative terminals, gently insert three 1.5-Volt 'AAA' batteries (not included).
5. Replace the battery cover and fasten the screw.
6. Turn the power switch 'ON'.

# General Use & Care

**SAFE USE:** Only use on a flat, level surface. Although the statue is sturdy, avoid locations with high winds that could blow the statue over.

**EXPOSURE:** Over time, sunlight and weather elements may degrade and change the color of the finish. To preserve the quality of the statue, use indoors or place in a covered outdoor area.

**STORAGE:** Store indoors in a cool, dry place when not in use. Covering while in storage is recommended to help prevent dust build-up.

**CLEANING:** Clean the statue every few weeks to keep it dust and debris free.

## Cleaning

**Do not use harmful additives or abrasive materials to clean any part of this unit.**

**Do not submerge the unit in water.**

- Ensure the power button is turned to the 'OFF' position before cleaning.
- Gently dust with a soft, dry cloth or a clean feather duster.
- Use a slightly damp cloth to wipe away stubborn dirt/debris.

## Troubleshooting

- Ensure the power button is turned to the 'ON' position.
- Make sure the batteries are installed correctly, observe polarity, and ensure contact is good.
- Install new batteries (not included). Do not mix old and new batteries.
- Do not use rechargeable batteries.

## SAFETY STATEMENTS & WARNINGS

- For decorative purposes only. This item is not a toy.
- Do not use harsh chemicals or abrasive materials to clean the statue.
- Remove batteries if unit is being stored or if it will not be used for long periods of time.
- Promptly remove expelled batteries. Do not mix old and new batteries. Mixing batteries could cause leakage of the acid inside batteries, damaging the unit.
- Do not use rechargeable batteries.
- LED lights are not replaceable.
- Manufacturer is not liable for damage or personal injury caused by improper use, inadequate maintenance or neglect of this product.

**Any modification to the product or failure to follow recommended care will void the product warranty.**

## WARNING!

**Manufacturer and seller expressly disclaim any and all liability from personal injury, property damage or loss, whether direct or indirect, or incidental, resulting from the incorrect attachment, improper use, inadequate maintenance, or neglect of this product.**