


homestyles®

88 5020 942

# Kitchen Island



## IMPORTANT

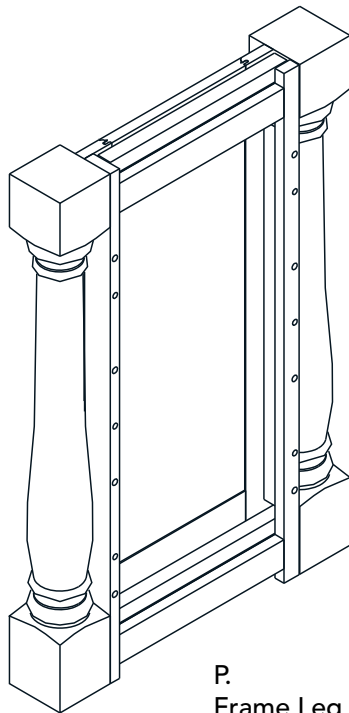
Carefully remove all the parts from the carton and place them individually on a soft cloth to prevent scratches or other damage.

Carefully and strictly follow these assembly instructions to ensure a completed product as designed.

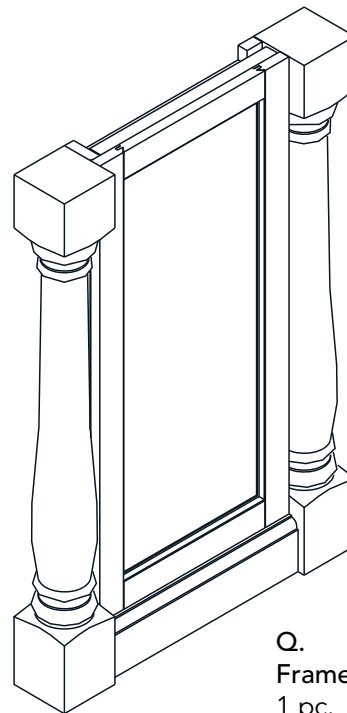
Do not use power tools above 8 volts to assemble.

Patent 8,584,600 B2

## Part List



P.  
Frame Leg  
1 pc.



Q.  
Frame Leg  
1 pc.

For assembly see instructions in carton 88 5020 941.

Home Styles Customer Service: [www.homestyles-furniture.com](http://www.homestyles-furniture.com),  
[servicedesk@homestyles-furniture.com](mailto:servicedesk@homestyles-furniture.com), 888-680-7460, 877-831-0319