





# ASSEMBLY INSTRUCTION

Item: 6900-75908-89 Display Cabinet




Thank you for purchasing this quality product. Be sure to unpack carefully looking for small parts which may have come loose during shipment.

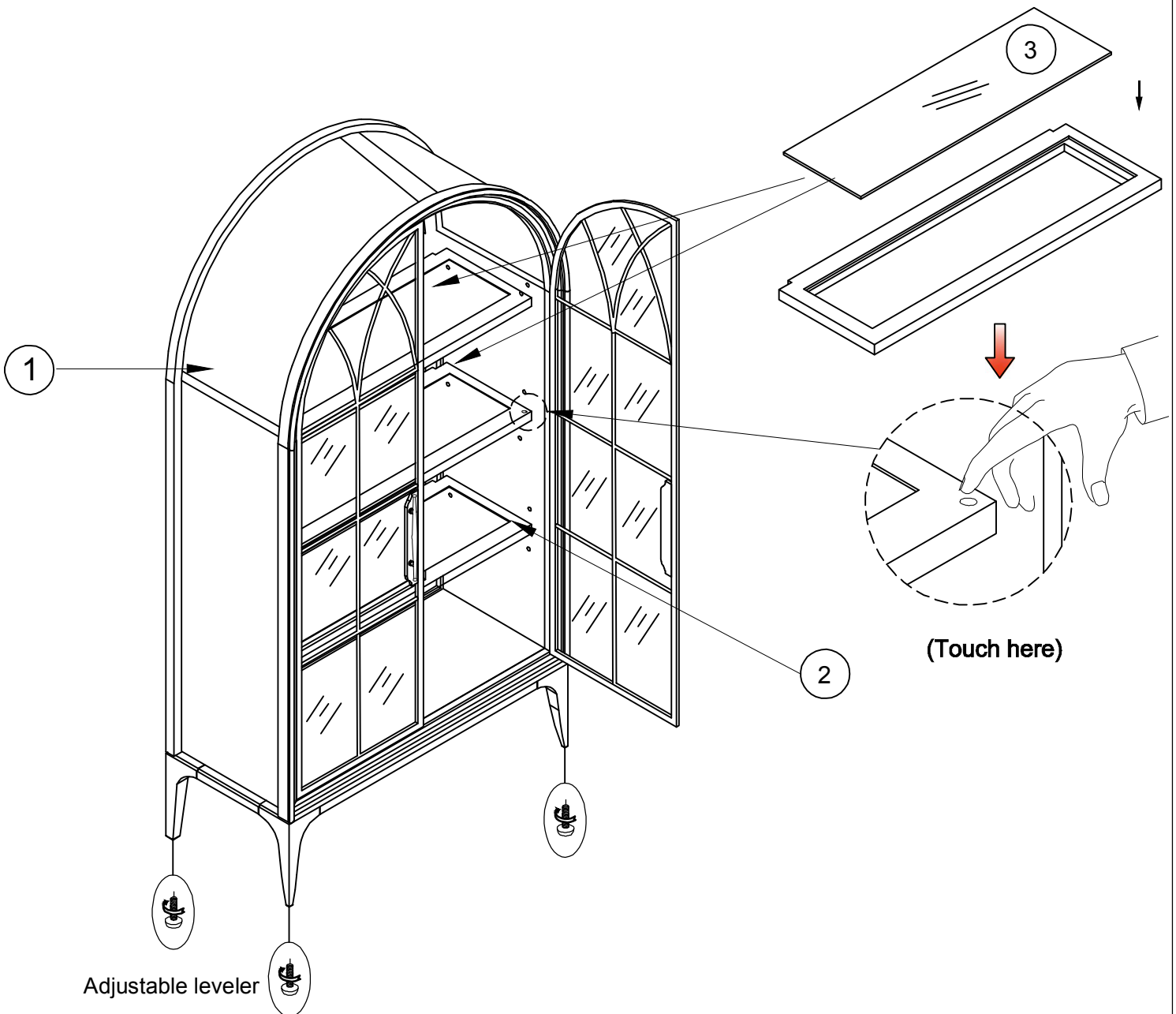
Read all instruction and study the drawing carefully before starting the assembly process.

**HARDWARE PACK**

NO.	DRAWING	DESCRIPTION	SIZE	QTY
A		Bolt	1/4" x 1-1/8"	1pc
B		Flat washer	1/4" x 16 x 2	1pc
C		Lock washer	1/4" x 12 x 3	1pc
D		Wrench	4mm	1pc

**PART LIST**

NO.	DRAWING	DESCRIPTION	QTY
①		Showcase	1pc
②		Adjustable Shelf	3pcs
③		Glass	3pcs



# ASSEMBLY INSTRUCTION

Item: 6900-75908-89 Display Cabinet

Thank you for purchasing this quality product. Be sure to unpack carefully looking for small parts which may have come loose during shipment.

Read all instruction and study the drawing carefully before starting the assembly process.

