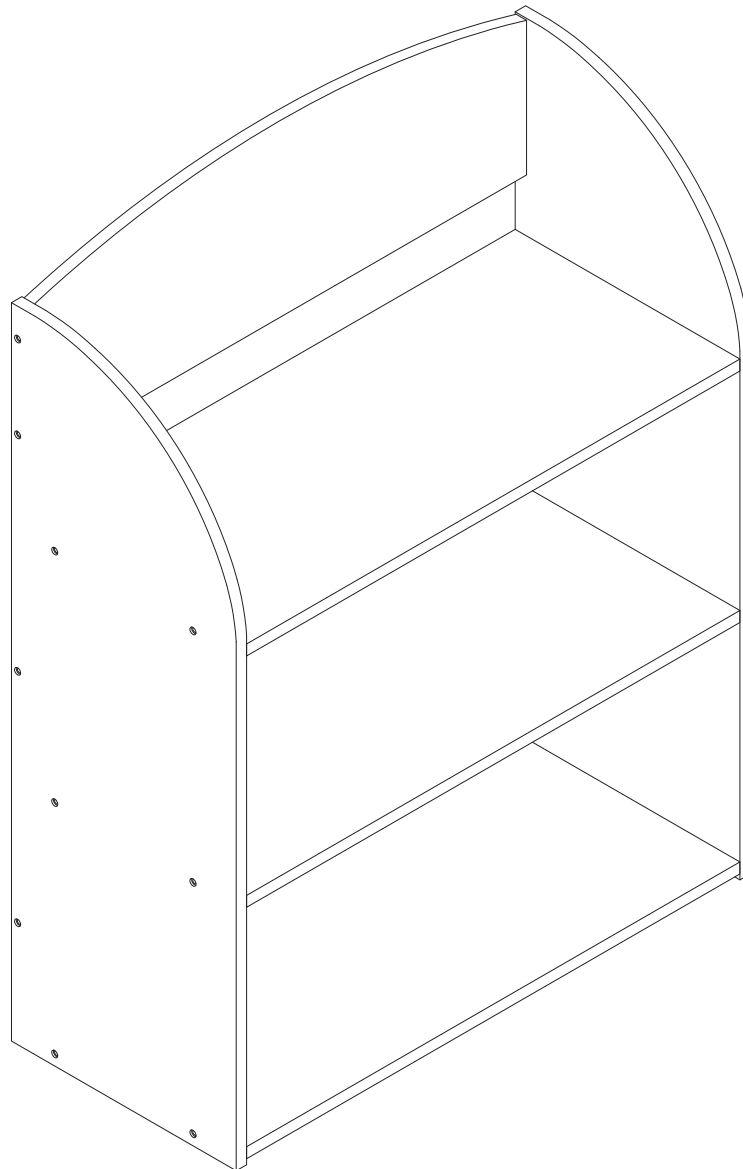




# Fantasy Fields Plain Kids 3 Shelf Bookcase

TD-13702



## WARNING

CHOKING HAZARD-small parts

Not for children under 3yrs

The product is to be assembled by an adult.

## TIME SAVER!

3D Interactive Instruction



V-1

**ENGLISH** WARNING! Not suitable for children under 3 years, as there is a choking hazard from swallowable small parts. Assembly should be carried out by an adult. Prior to assembly this package contains sharp edges and sharp points. Keep away from children until assembled. Please remove all packaging attachments before giving this item to your child. Please keep this information for possible future correspondence.

**ČESKY** UPOZORNĚNÍ! Výrobek není vhodný pro děti do 3 let. Obsahuje drobné části, hrozí nebezpečí udušení. Montáž musí provádět dospělý. Design a barvy výrobků mohou být změněny bez předchozího upozornění. Před prvním použitím odstraňte všechny obaly z dosahu dětí. Tyto informace uschovejte pro případné budoucí použití.

**CROATIA** UPOZORENJE! Igračka nije prikladna za djecu mlađu od tri godine zbog malih dijelova gušenje opasnost. Skupština mora biti izvedena od strane odrasle osobe. Varijacije u boji i dizajnu, mi se pridržavamo. Uklonite sve ambalaže prije prve uporabe. Sačuvajte ove informacije za bilo koji naknadno dopisivanje.

**DUTCH** WAARSCHUWING! Niet geschikt voor kinderen beneden 3 jaar omdat er gevaar voor verstikking door inslikbare kleine voorwerpen bestaat. De montage van dit speelgoed moet door een volwassene worden uitgevoerd. Kleuren en versieringen kunnen afwijken. Verwijder alle verpakkingselementen voordat u dit speelgoed aan uw kind geeft. Bewaar deze verpakking voor een eventuele latere correspondentie.

**FRENCH** ATTENTION! Ce produit est inadapté aux enfants de moins de 3 ans, car il existe le risque d'étouffement causé par les petites pièces qui peuvent s'avaler. Le montage doit être effectué par un adulte. Nous nous réservons le droit d'apporter des modifications aux couleurs et à la conception. Retirer l'emballage et les attaches plastiques avant de donner cet article à votre enfant. Nous vous prions de conserver cette information pour une éventuelle utilisation ultérieure.

**GERMAN** ACHTUNG! Nicht geeignet für Kinder unter 3 Jahren, da Erstickungsgefahr durch verschluckbare Kleinteile besteht. Der Zusammenbau muss von einem Erwachsenen durchgeführt werden. Abweichungen in Farbe und Gestaltung behalten wir uns vor. Bitte entfernen Sie alle Verpackungsteile vor dem erstmaligen Gebrauch. Bitte bewahren Sie diese Information für evtl. spätere Korrespondenz auf.

**HUNGARY** FIGYELMEZTETÉS! Nem alkalmas 3 év alatti gyermekek, mert a kis alkatrészek fulladást okozhatnak. A szerkezetet úgy kell elvégezni egy felnőtt. Szín és design fenntartva. Kérjük, távolítsa el a csomagolást az első használat előtt. Kérjük, őrizze meg ezt az információt bármilyen későbbi vonatkozó levelezést.

**ITALIAN** AVVERTENZA! Non adatto a bambini al di sotto dei 3 anni, visto che vi è rischio di asfissamento causato dall'ingerimento di componenti piccoli. Il montaggio di questo prodotto deve essere fatto sotto di un adulto. I colori e le decorazioni possono variare. Per favore conservare la confezione nel caso ci sia bisogno di spedire indietro qualcosa.

**POLSKI** OSTRZEŻENIE! Produkt nie nadaje się dla dzieci poniżej 3-go roku życia. Ze względu na małe części istnieje ryzyko zadławienia, połknięcia, itd. Montaż wózka powinien odbywać się pod nadzorem osoby dorosłej. Przed pierwszym użyciem proszę usunąć wszystkie elementy opakowania. Kolory i wzory mogą się różnić. Należy zachować opakowanie w przypadku konieczności wymiany.

**PORTUGAL** AVISOS! Guarde esta informação para futura referência. Não apropriado para crianças com menos de 3 anos de idade devido à existência de peças pequenas e bordas/pontas afiadas. Este brinquedo deve ser montado por um adulto. As cores e o conteúdo podem ser algo diferentes do mostrado na caixa. Retire todo elemento de embalagem antes de entregar o produto à criança.

**SLOVENIJA** OPOZORILO! Ni primerno za otroke mlajše od treh let. Nevarnost zadušitve. Majhni deli. Sestav mora opraviti odrasla oseba. Razlike v barvo in obliko, si pridržujemo pravico do. Prosimo, odstranite vse pakirni material pred prvo uporabo. Prosimo, da shranite te informacije za vsak nadaljnji korespondenci.

**SLOVENSKY** UPOZORNENIE! Výrobok nie je vhodný pre deti do 3 rokov. Obsahuje drobné časti, hrozí nebezpečenstvo udusenía. Montáž musí vykonávať dospelý. Design a farby výrobkov môžu byť zmenené bez predchádzajúceho upozornenia. Pred prvým použitím odstráňte všetky obaly z dosahu detí. Tieto informácie uschovajte pre prípadné budúce použitie.


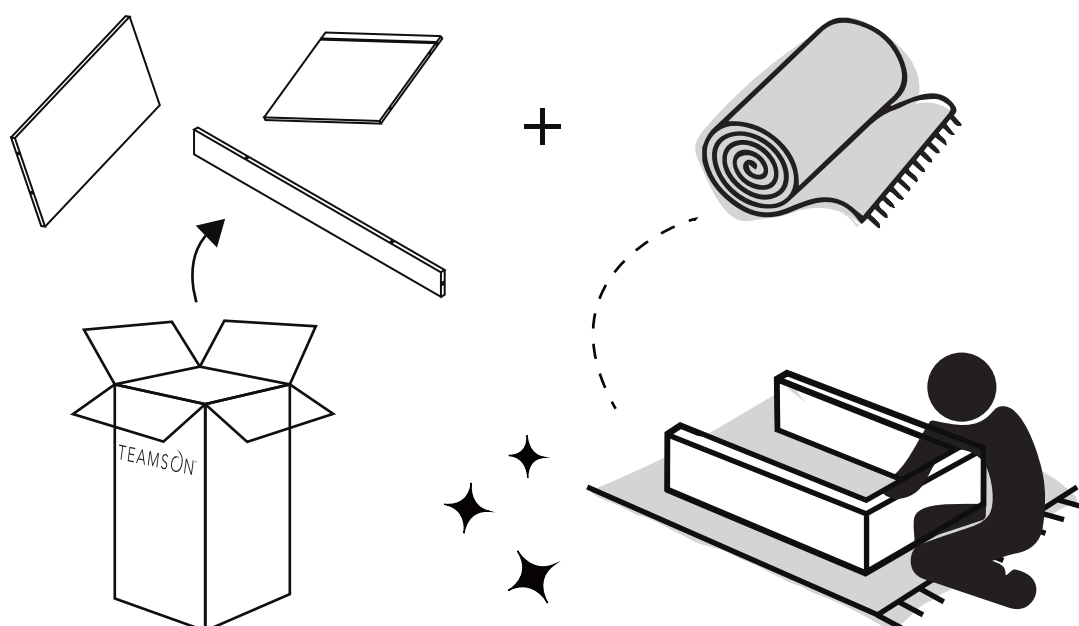
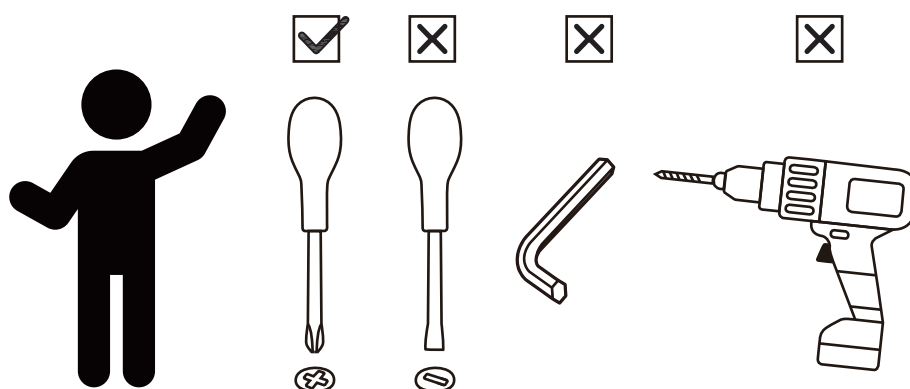
**SPAIN** ADVERTENCIA! Guarde esta información para futura referencia. No apto para niños menores de 3 años por contener piezas pequeñas, contiene bordes/puntas afiladas. Este juguete debe ser montado por un adulto. Los colores y el contenido pueden ser algo diferentes de lo mostrado en la caja. Retire todos los elementos de embalaje antes de dar el artículo a su hijo.

**SVENSKA** VARNING! Inte lämplig för barn under 3 år på grund av små delar kvävningsrisk. Monteringen måste utföras av en vuxen. Färg och design är reserverade. Ta bort allt förpackningsmaterial före första användningen. Vänligen behålla denna information för eventuell senare korrespondens på.

**繁體** 警告! 需由成年人完成組裝。本產品不適於3歲以下兒童使用。本包裝包含细小零件，完成組裝前，請慎防兒童吞食小零件，避免窒息危險，且可能有鋒利邊緣及尖角，所以組裝完成前應置於兒童不能觸及之處，並遠離火源。

**简体** 警告! 需要成年人帮忙组装。不适合三岁以下儿童使用。完成组装前，本包装包含细小零件，可能引发窒息；以及包含锋利边缘和尖角，所以完成组装前，请确保其远离儿童。





\*\* Got questions? Please have your product code (on the first page of this instruction, e.g. TD-12345A) and the order number ready, give us a call or email us through our customer care support! We are always ready to assist you!



**3D Interactive Instruction**  
**www.teamsonkids.com**

**We feeling the joy of serving you best!**

**USA . . . . +1(800)935-3959**

Mon - Fri 10:00am ~ 2:00pm EST  
✉ support@teamson.com

**EU/UK . . . +44(0)1952-916-050**

Mon - Thu 9:00am ~ 5:00pm GMT  
Friday 9:00am ~ 4:00pm GMT  
✉ support@teamson.co.uk

**ASIA . . . 深圳办公室:**

**+86(0755)8885-3558.分机号108**

Mon - Sat 9:00am ~ 5:00pm GMT+8  
✉ sales\_ec@teamson.com

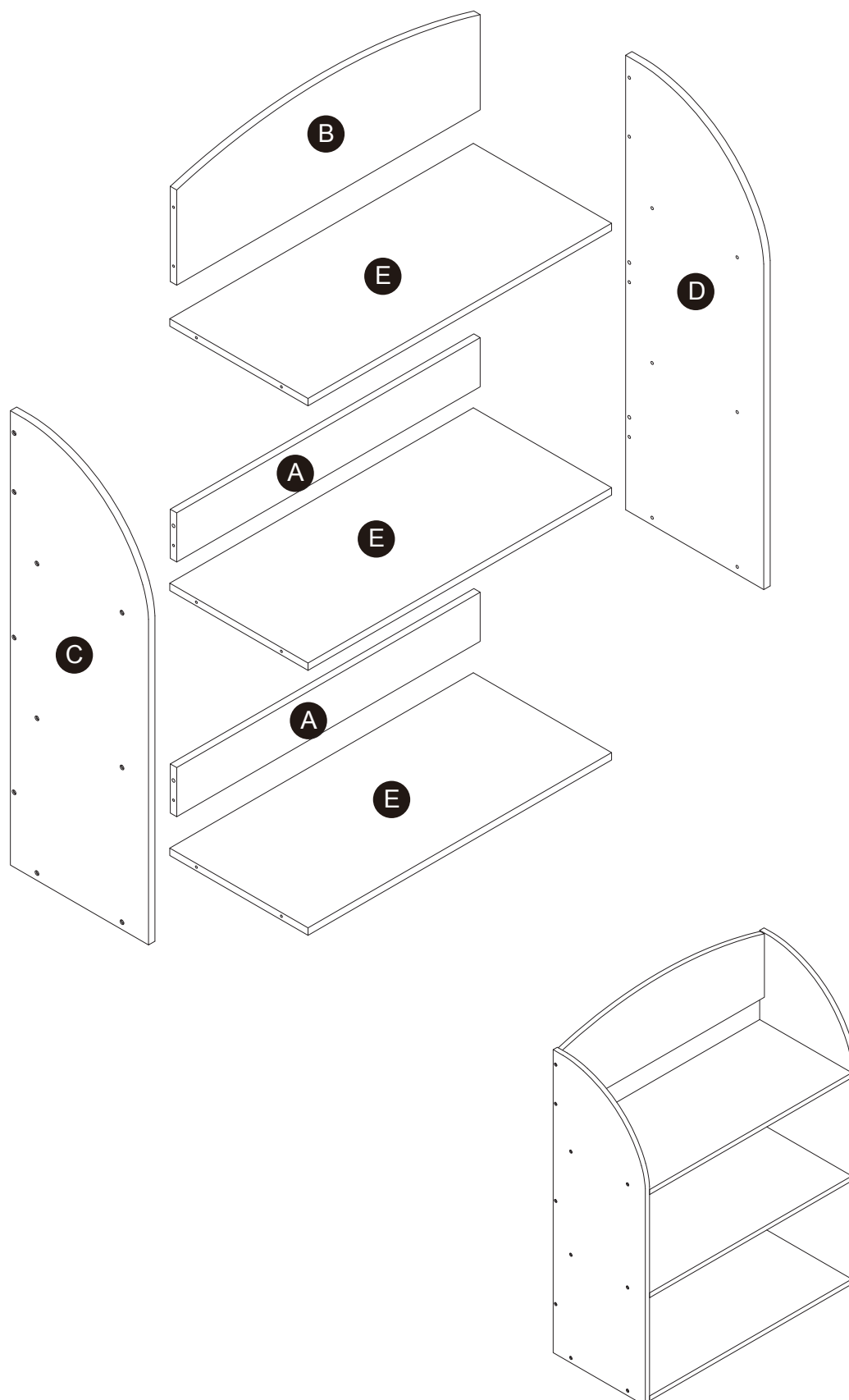
台北辦公室:

**+886(2)2556-6268**

Mon - Fri 9:00am ~ 5:00pm GMT+8  
✉ sales\_ec@teamson.com

**Thank you for choosing Teamson Kids**

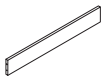
## Exploded Drawing



**Questions?**  
Scan Here

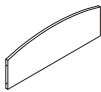
Product Parts

A

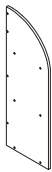


2 pcs

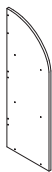
B



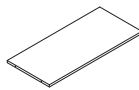
C



D



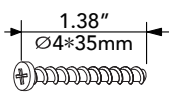
E



3 pcs

Hardware

1



20 pcs

2

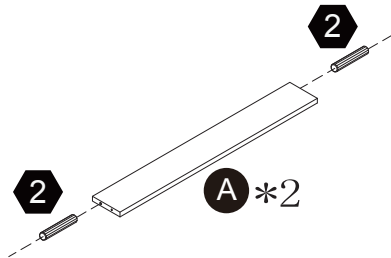
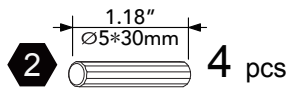


4 pcs

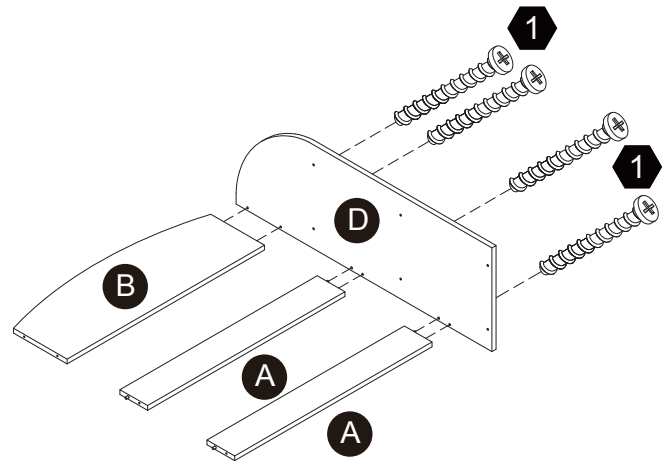
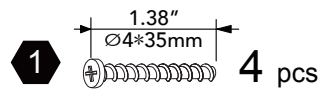


Questions?  
Scan Here

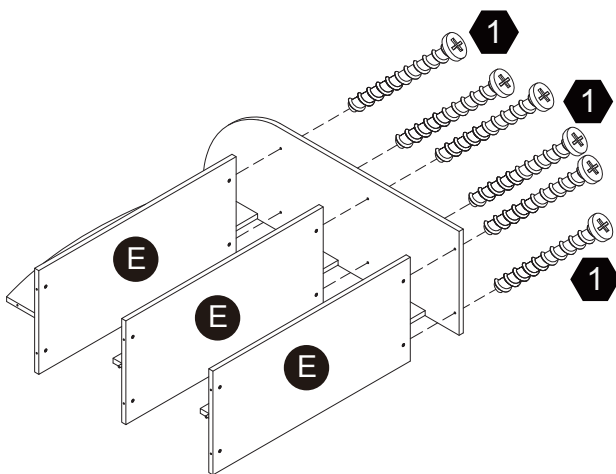
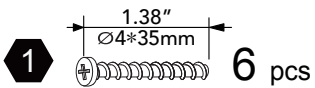
## Step 1



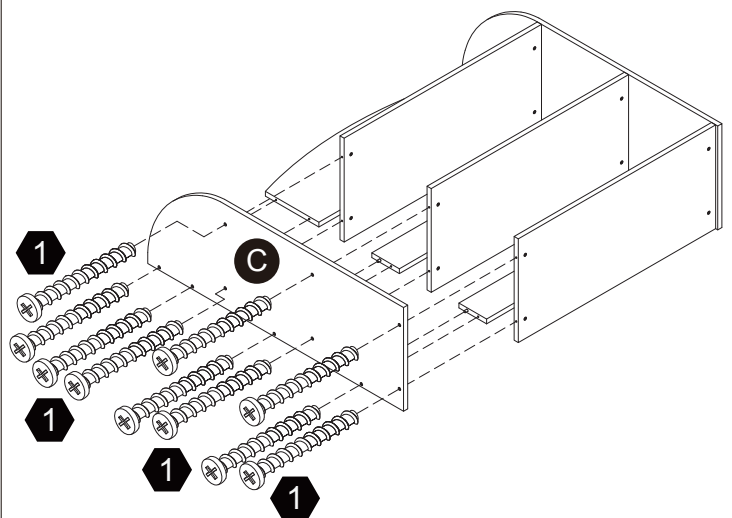
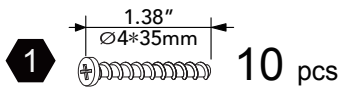
## Step 2



## Step 3

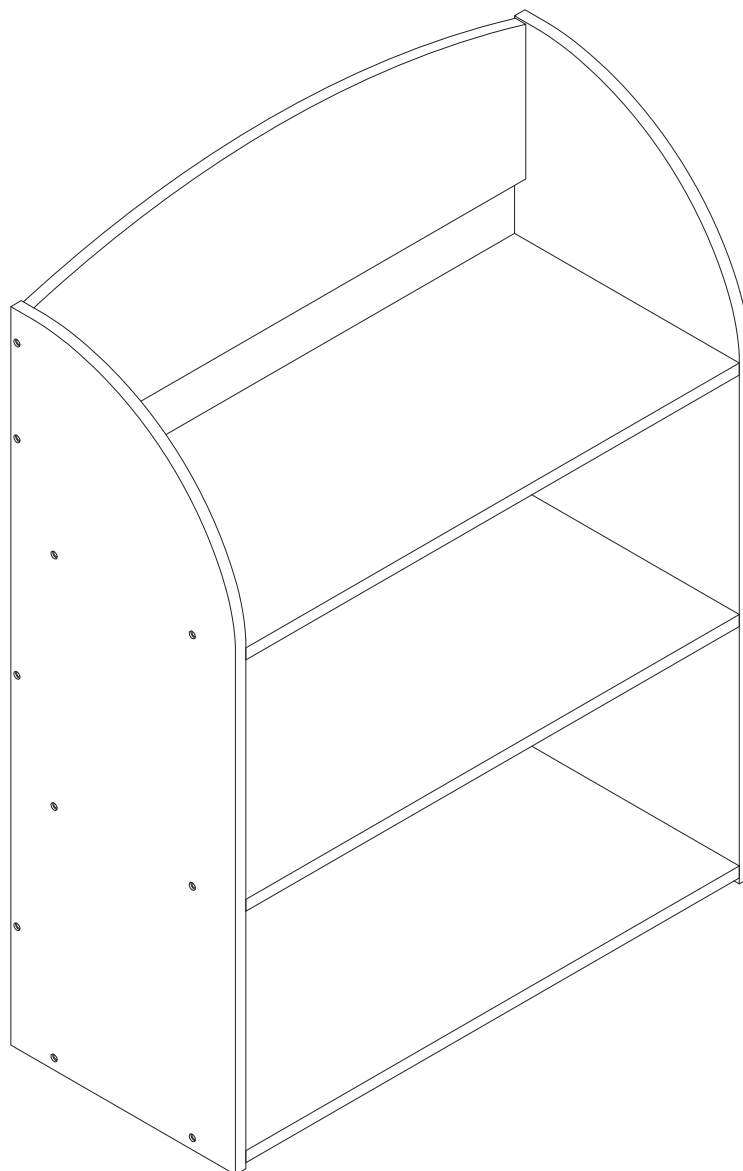


## Step 4



Questions?  
Scan Here

## Step 5



**Questions?**  
Scan Here



## WALL MOUNTING ASSEMBLY



For added safety and stability, it is recommended that the wall mounting hardware be installed. For safe mounting, it is essential to use wall anchors appropriate to your wall type (i.e. plaster, drywall, concrete, etc.). Mount to wood studs whenever possible.

Use a 1/4" (6.5mm) drill bit to pilot the hole. If mounting to plaster, wood panels, brick or other drywall please consult a qualified professional.

Please make sure you use the right hardware for your wall type for your safety.

### **⚠ WARNING:**

Do not install on a wall where items can fall off and injure a child.

### **⚠ WARNING:**

CHOKING HAZARD, Unassembled parts may be choking hazard to children 3 years and younger.

### **⚠ CAUTION:**

Adult assembly required.  
Hardware contains small screws with sharp points.  
Keep unassembled parts out of reach of small children.

### Hardware

A. Screw x 1

M4x12mm



B. Small Washer x 1

Φ10XΦ5X1mm



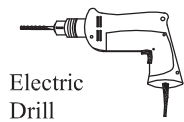
C. Plastic Anchor x 1



D. Plastic Anchor x 1



The following tools (not included) are required for assembly:



Electric Drill

E. Wood Screw x 1

Φ4X32mm



F. Large washer x 1

Φ16XΦ6X1mm



1/4" (6.5mm) Drill Bit

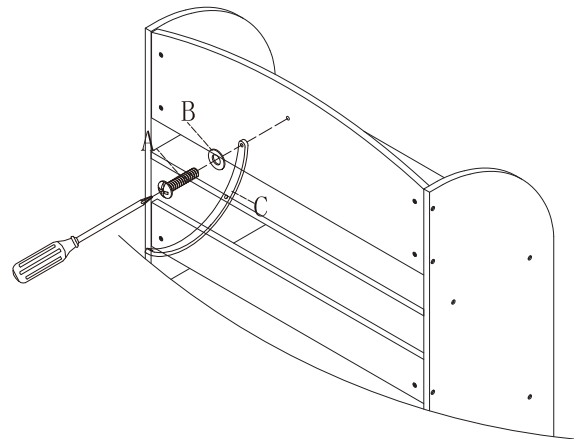


Phillips® Screwdriver

### Step 1

Attach nylon strip to back of product.

Hole predrilled in product backboard # B



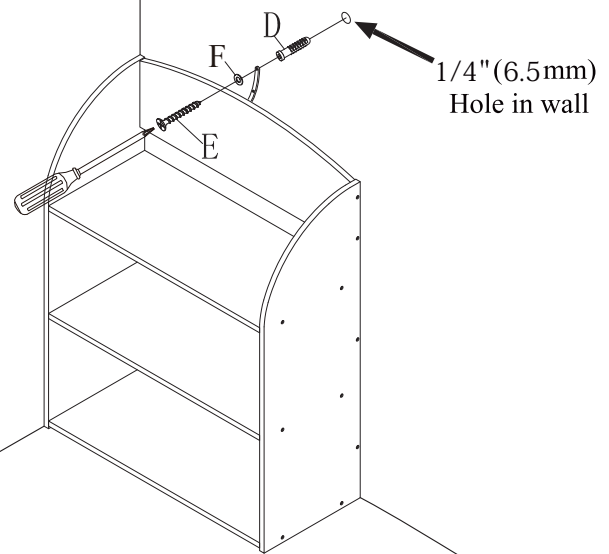
### Step 2

Use 1/4" (6.5mm) drill bit to drill hole in wall

Do not drill an oversized hole or the wall anchor will not hold tightly into the wall.

Tap wall anchor into hole.

Secure product to wall with screw "B" through nylon strap and into wall anchor.



### Warning:

Serious or fatal injuries can occur from furniture tip-over. To help prevent furniture tip-over:

Use provided mounting hardware to secure furniture to the wall.

This may reduce but not eliminate the risk of furniture tip-over.

Do not allow children to climb on furniture.

Keep remote controls, toys, and other items that might attract children off of this product.

Unless specifically designed to accommodate, do not set televisions or other heavy objects on top of this product.