

**INSTRUCTIONS**


1. Please count and make sure all pieces are present before assembly.
2. The pole pieces are delicate. To prevent damage, do not use excessive force.
3. Assemble crystal puzzle by putting the puzzle pieces together in the order shown below.
4. Piece numbers are not necessarily in the order of assembly. Some pieces do not have numbers.
5. Missing a piece? Email [info@ugames.com](mailto:info@ugames.com) or call (415) 503-1600 with missing piece number.

Step	Piece No.	Step	Piece No.
1	10	23	13
2	Right Hand	24	17
3	Right Foot	25	29
4	Left Hand	26	40
5	31	27	28
6	Left Foot	28	43
7	27	29	39
8	24	30	Left Ear
9	36	31	26
10	8	32	34
11	33	33	25
12	18	34	30
13	38	35	Right Ear
14	12	36	16
15	21	37	9
16	14	38	15
17	37	39	42
18	41	40	32
19	35	41	19
20	20	42	5
21	23	43	Pole
22	22		


**HINTS**



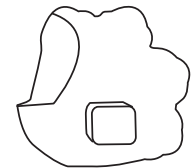
Right Ear



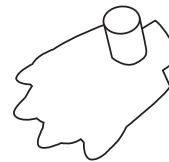
Left Ear



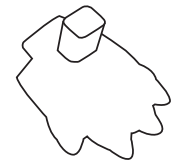
Right Foot



Left Foot



Right Hand



Left Hand

