



















| Flexsteel Style# → | 1594-50PH | Factory Style# → | 143-4-3P | Date updated → | 1/9/2024 |
|--|---------------------------------|----------------------|----------------------|--|----------------------------------|
| Reference Picture | Part Description | Supplier Part# | Model Number | Spec | Flexsteel Part# |
|  | AC Power Cord | AC002 US | AC002 US | Length : 2000 mm | L9003355 |
|  | Transformer with External Cable | ZB-H290020_A | ZB-H290020_A | Input : 100-240V, 1.6A Output : 29V-1.8A | L5881150 L5941462 |
|  | External Cord | XS007B | XS007B | Length : 600 mm | L5903450 |
|  | Hand Wand External Cord | XS306 | XS306 | Length : 600 mm | L5887050 |
|  | Power Control | HSW306-B-FS | HSW306-B-FS | Input: 29V-3A Length : 1200mm | L5889550 |
|  | Base Motor | LMD12517W1-4-00000AS | LMD12517W1-4-00000AS | Input:29V Speed : 36mm/s Maxload : 1000N | L5881450 L5944062 L5904250 |







| | | | | | |
|--|-------------------------------|--------------------|--------------------|----------------------------------|----------------------------------|
|  | Headrest Motor | LMD40420-3-00000C | LMD40420-3-00000C | Input : 29V Maxload : 3000 N | L5944262 L5884150 L5944162 |
|  | Lumbar Motor | LMD40420-3A-00000C | LMD40420-3A-00000C | Input : 29V Maxload : 3000 N | L5884750 |
|  | Base Mechanism | XS8046D02-3-RX4 | XS8046D02-3-RX4 | Size:-3 | L1580463 |
|  | Headrest and Lumbar Mechanism | TZ112-450-0000 | TZ112-450-0000 | Input : 24V Max : 3.0A | L5941555 |
|  | Steel Seat Frame | THZJ4100-5 | THZJ4100-5 | Length : 680mm, Width : 775mm | L5201450 |
|  | Tapping Screw Plastic Glider | YH-803-03 | YH-803-03 | Material: Plastic | L5949050 |

| | | | | | |
|---|--------------------------------------|---------------------------------|---------------------------------|--|----------------------|
|  | KD Connector between Back and Seat | 362-5-1000A | 362-5-1000A | Material: Steel | L9044055 |
|  | KD Wing Bracket | S1058-AE-0101 and S1058-AE-0102 | S1058-AE-0101 and S1058-AE-0102 | S1058-AE-0101 Length : 110mm Width : 35mm S1058-AE-0102 Length : 120mm Width : 43mm | L1589963 L6044055 |
|  | BSS | MW102 | MW102 | Length : 560mm Width : 330mm | MW102 |
|  | Spring | 25073 | 25073 | Length : 80mm | 25073 |
|  | Wing/Back/Arm/Seat Cut&sew in 374-00 | n/a | n/a | C&S In Black Color | HHC&S |
|  | Wing/Back/Arm/Seat Cut&sew in 374-70 | n/a | n/a | C&S In Walnut Color | HHC&S |







| | | | | | |
|--|--|------------|------------|--|--|
|  | <p>Complete LSF/RSF Wing in 374-00</p> | <p>n/a</p> | <p>n/a</p> | <p>Complete Wing In Black Color</p> | <p>Left-L594LW00 Right- L594RW00</p> |
|  | <p>Complete LSF/RSF Wing in 374-70</p> | <p>n/a</p> | <p>n/a</p> | <p>Complete Wing In Walnut Color</p> | <p>Left-L594LW70 Right- L594RW70</p> |

| Flexsteel Style# → | 1594-60PH | Factory Style# → | 143-3-3P | Date updated → | 1/9/2024 |
|---|---------------------------------|------------------|--------------|---|------------------------|
| Reference Picture | Part Description | Supplier Part# | Model Number | Spec | Flexsteel Part# |
|  | AC Power Cord | AC002E | AC002E | Length : 2000 mm | L5946850 |
|  | Transformer with External Cable | ZB-H290020_A | ZB-H290020_A | Input : 100-240V, 1.6A Output : 29V-1.8A | L5881150 L5941462 |
|  | Y-Splitter Cord | XS007YE | XS007YE | Length : 1900mm | L5876860 L5941350 |
|  | AC Plug/Charging Port | AC200 | AC200 | n/a | L9173450 3000019150 |
|  | Power Supply Bracket | YHG603A-04 | YHG603A-04 | n/a | L5641250 |
|  | Power Control | SW106D-0-000 | SW106D-0-000 | Input: 29V-3A Length : 1200mm | L5740950 3000020198 |






| | | | | | |
|---|-------------------------------|---------------------|---------------------|--|----------------------------------|
|  | Base Motor | LMD12517W1-4-0000AS | LMD12517W1-4-0000AS | Input: 29V, Speed : 36mm/s Maxload : 1000N | L5881450 L5944062 L5904250 |
|  | Headrest Motor | LMD40420-3-00000C | LMD40420-3-00000C | Input : 29V Maxload : 3000 N | L5944262 L5884150 L5944162 |
|  | Lumbar Motor | LMD40420-3A-00000C | LMD40420-3A-00000C | Input : 29V Maxload : 3000 N | L5884750 |
|  | Base Mechanism | XS8046DG02-3-RX5 | XS8046DG02-3-RX5 | Size: -3 | L5941562 |
|  | Headrest and Lumbar Mechanism | TZ112-450-0000 | TZ112-450-0000 | Width : 425 mm | L5941555 |
|  | LAF Steel Seat Frame | THZJ4100-13 | THZJ4100-13 | Length : 680mm, Width : 675mm | L52013SF |







| | | | | | |
|---|------------------------------------|---------------------------------|---------------------------------|--|----------------------|
|  | RAF Steel Seat Frame | THZJ4100-14 | THZJ4100-14 | Length : 680mm, Width : 675mm | L52013RF |
|  | Steel Rail for Loveseat Floor | YHG-170-FS | YHG-170-FS | Length : 1116mm | L5649960 |
|  | Tapping Screw Plastic Glider | YH-803-03 | YH-803-03 | Material: Plastic | L5949050 |
|  | KD Connector between Back and Seat | 362-5-1000A | 362-5-1000A | Material: Steel | L9044055 |
|  | KD Wing Bracket | S1058-AE-0101 and S1058-AE-0102 | S1058-AE-0101 and S1058-AE-0102 | S1058-AE-0101 Length : 110mm Width : 35mm S1058-AE-0102 Length : 120mm Width : 43mm | L1589963 L6044055 |
|  | Leaf Spring | MW102 | MW102 | Length : 560mm, Width : 330mm | MW102 |

| | | | | | |
|--|---|-------|-------|----------------------------------|----------------------------------|
|  | Spring | 25073 | 25073 | Length : 80mm | 25073 |
|  | Wing/Back/Arm/Seat Cut&sew in 374-00 | n/a | n/a | C&S In Black Color | HHC&S |
|  | Wing/Back/Arm/Seat Cut&sew in 374-70 | n/a | n/a | C&S In Walnut Color | HHC&S |
|  | Complete LSF/RSF Wing in 374-00 | n/a | n/a | Complete Wing In Black Color | Left-L594LW00 Right- L594RW00 |
|  | Complete LSF/RSF Wing in 374-70 | n/a | n/a | Complete Wing In Walnut Color | Left-L594LW70 Right- L594RW70 |







| Flexsteel Style# → | 1594-62PH | Factory Style# → | 143-1-3P | Date updated → | 1/9/2024 |
|---|---------------------------------|------------------|--------------|---|------------------------|
| Reference Picture | Part Description | Supplier Part# | Model Number | Spec | Flexsteel Part# |
|  | AC Power Cord | AC002E | AC002E | Length : 2000 mm | L5946850 |
|  | Transformer with External Cable | ZB-H290020_A | ZB-H290020_A | Input : 100-240V, 1.6A Output : 29V-1.8A | L5881150 L5941462 |
|  | Y-Cord Extension Cord | XS007YE | XS007YE | Length : 1900mm | L5876860 L5941350 |
|  | AC Plug | AC200 | AC200 | n/a | L9173450 3000019150 |
|  | Power Supply Bracket | YHG603A-04 | YHG603A-04 | n/a | L5641250 |
|  | Power Control | SW106D-0-000 | SW106D-0-000 | Input: 29V-3A Length : 1200mm | L5740950 3000020198 |

| | | | | | |
|--|--------------------------|----------------------|----------------------|---|----------------------------------|
|  | Base Motor | LMD12517W1-4-00000AS | LMD12517W1-4-00000AS | Input: 29V Speed : 36mm/s Maxload : 1000N | L5881450 L5944062 L5904250 |
|  | Headrest Motor | LMD40420-3-00000C | LMD40420-3-00000C | Input : 29V Maxload : 3000 N | L5944262 L5884150 L5944162 |
|  | Lumbar Motor | LMD40420-3A-00000C | LMD40420-3A-00000C | Input : 29V Maxload : 3000 N | L5884750 |
|  | Base Mechanism | XS8046DG02-3-RX5 | XS8046DG02-3-RX5 | Size: -3 | L5941562 |
|  | Headrest and Lumbar mech | TZ112-450-0000 | TZ112-450-0000 | Width : 425 mm | L5941555 |
|  | LAF Steel Seat Frame | THZJ4100-13 | THZJ4100-13 | Length : 680mm Width : 675mm | L52013SF |

| | | | | | |
|---|------------------------------------|-------------|-------------|---------------------------------|------------------------|
|  | RAF Steel Seat Frame | THZJ4100-14 | THZJ4100-14 | Length : 680mm Width : 675mm | L52013RF |
|  | Mid Seat Steel Seat Frame | THZJ3000-5 | THZJ3000-5 | Length : 680mm Width : 575mm | L52014SF |
|  | Rail Sofa Floor | YHG-172-FS | YHG-172-FS | Length : 1722mm | L5879963 3000020214 |
|  | Tapping Screw Plastic Glider | YH-803-03 | YH-803-03 | Material: Plastic | L5949050 |
|  | KD Connector between Back and Seat | 362-5-1000A | 362-5-1000A | Material: Steel | L9044055 |
|  | Middle Seat Back Connector | YHG-004 | YHG-004 | n/a | L52040CS |

| | | | | | |
|--|---|---------------------------------|---------------------------------|--|----------------------------------|
|  | KD Wing Bracket | S1058-AE-0101 and S1058-AE-0102 | S1058-AE-0101 and S1058-AE-0102 | S1058-AE-0101 Length : 110mm Width : 35mm S1058-AE-0102 Length : 120mm Width : 43mm | L1589963 L6044055 |
|  | BSS | MW102 | MW102 | Length : 560mm Width : 330mm | MW102 |
|  | Spring | 25073 | 25073 | Length : 80mm | 25073 |
|  | Wing/Back/Arm/Seat Cut&sew in 374-00 | n/a | n/a | C&S In Black Color | HHC&S |
|  | Wing/Back/Arm/Seat Cut&sew in 374-70 | n/a | n/a | C&S In Walnut Color | HHC&S |
|  | Complete LSF/RSF Wing in 374-00 | n/a | n/a | Complete Wing In Black Color | Left-L594LW00 Right- L594RW00 |







| | | | | | |
|---|------------------------------------|-----|-----|----------------------------------|----------------------------------|
|  | Complete LSF/RSF Wing in 374-70 | n/a | n/a | Complete Wing In Walnut Color | Left-L594LW70 Right- L594RW70 |
|---|------------------------------------|-----|-----|----------------------------------|----------------------------------|


| Flexsteel Style# → | 1594-64PH | Factory Style# → | 143-2F-3P | Date updated → | 1/9/2024 |
|---|---------------------------------|------------------|--------------|---|------------------------|
| Reference Picture | Part Description | Supplier Part# | Model Number | Spec | Flexsteel Part# |
|  | AC Power Cord | AC002E | AC002E | Length : 2000 mm | L5946850 |
|  | Transformer with External Cable | ZB-H290020_A | ZB-H290020_A | Input : 100-240V, 1.6A Output : 29V-1.8A | L5881150 L5941462 |
|  | Y-Cord Extension Cord | XS007YE | XS007YE | Length : 1900mm | L5876860 L5941350 |
|  | AC Plug | AC200 | AC200 | n/a | L9173450 3000019150 |
|  | Power Supply Bracket | YHG603A-04 | YHG603A-04 | n/a | L5641250 |
|  | Power Control | SW106D-0-000 | SW106D-0-000 | Input: 29V-3A Length : 1200mm | L5740950 3000020198 |

| | | | | | |
|---|-------------------------------|----------------------|----------------------|--|----------------------------------|
|  | USB and Outlets | WGCZ02 | WGCZ02 | Input : 120V, 12.5A Max : 1260W Output : 120-12A Max : 1200W USB Output : 5V-2.1A Length : 3.0m | L5948764 |
|  | Base Motor | LMD12517W1-4-00000AS | LMD12517W1-4-00000AS | Input:29V Speed : 36mm/s Maxload : 1000N | L5881450 L5944062 L5904250 |
|  | Headrest Motor | LMD40420-3-00000C | LMD40420-3-00000C | Input : 29V Maxload : 3000 N | L5944262 L5884150 L5944162 |
|  | Lumbar Motor | LMD40420-3A-00000C | LMD40420-3A-00000C | Input : 29V Maxload : 3000 N | L5884750 |
|  | Base Mechanism | XS8046DG02-3-RX5 | XS8046DG02-3-RX5 | Size: -3 | L5941562 |
|  | Headrest and Lumbar Mechanism | TZ112-450-0000 | TZ112-450-0000 | Width : 425 mm | L5941555 |

| | | | | | |
|---|---------------------------------------|-------------|-------------|---------------------------------|----------|
|  | LAF Steel Seat Frame | THZJ4100-13 | THZJ4100-13 | Length : 680mm Width : 675mm | L52012SF |
|  | RAF Steel Seat Frame | THZJ4100-14 | THZJ4100-14 | Length : 680mm Width : 675mm | L52013RF |
|  | Rail CLS with Console Floor | YHG-171-FS | YHG-171-FS | Length : 1443mm | L5949950 |
|  | Tapping Screw Plastic Glider | YH-803-03 | YH-803-03 | Material: Plastic | L5949050 |
|  | KD Connector between Back and Seat | 362-5-1000A | 362-5-1000A | Material: Steel | L9044055 |
|  | Middle Seat Back Connector | YHG-004 | YHG-004 | n/a | L52040CS |

| | | | | | |
|---|-----------------|---------------------------------|---------------------------------|--|------------------------|
|  | KD Wing Bracket | S1058-AE-0101 and S1058-AE-0102 | S1058-AE-0101 and S1058-AE-0102 | S1058-AE-0101 Length : 110mm Width : 35mm S1058-AE-0102 Length : 120mm Width : 43mm | L1589963 L6044055 |
|  | BSS | MW102 | MW102 | Length : 560mm Width : 330mm | MW102 |
|  | Spring | 25073 | 25073 | Length : 80mm | 25073 |
|  | Metal Cupholder | MCH02 | MCH02 | Diam : 95mm | L5945864 |
|  | Plastic Tray | MCH04 | MCH04 | Length : 270mm Width : 155mm | L5203264 3000020150 |
|  | Console Insert | STB-002A | STB-002A | Length : 258mm Width : 160mm Height : 100mm | L5203264 3000020150 |

| | | | | | |
|--|---|------------|------------|---------------------------------|----------|
|  | Hinge For Console Lid | HG-001 | HG-001 | n/a | L5943164 |
|  | Plastic Hinge For Console | QR0002 | QR0002 | Length : 105mm Width : 105mm | L5280050 |
|  | Iron Sheet For Console | YHG-151-RX | YHG-151-RX | Length : 80mm Width : 70mm | L5202664 |
|  | Magnet For Console | MT-003 | MT-003 | Length : 55mm Width : 22mm | L5203364 |
|  | Wing/Back/Arm/Seat Cut&sew in 374-00 | n/a | n/a | C&S In Black Color | HHC&S |
|  | Wing/Back/Arm/Seat Cut&sew in 374-70 | n/a | n/a | C&S In Walnut Color | HHC&S |

| | | | | | |
|--|--|------------|------------|--|--|
|  | <p>Complete LSF/RSF Wing in 374-00</p> | <p>n/a</p> | <p>n/a</p> | <p>Complete Wing In Black Color</p> | <p>Left-L594LW00 Right- L594RW00</p> |
|  | <p>Complete LSF/RSF Wing in 374-70</p> | <p>n/a</p> | <p>n/a</p> | <p>Complete Wing In Walnut Color</p> | <p>Left-L594LW70 Right- L594RW70</p> |