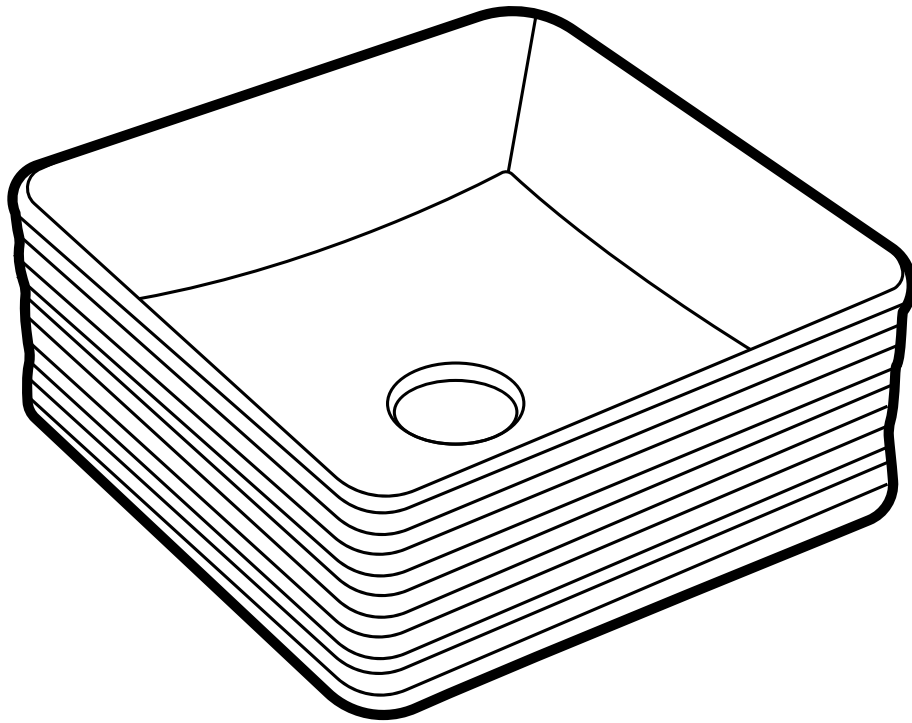


# Vessel Sink

## INSTALLATION INSTRUCTIONS





## PRIOR TO INSTALLATION:

- Inspect product to ensure no damages have occurred while in shipping.
- Observe all plumbing and building codes in accordance with your state and local requirements.
- All dimensions are nominal! Be sure to measure your bathtub prior to installation.
- The step-by-step guidelines in the installation instructions are a general reference. Should there be any discrepancies, Swiss Madison cannot be held liable. It is recommended to install all Swiss Madison products by hiring a licensed professional.
- Read installation and maintenance instructions thoroughly before installing. Be sure to use proper tools and always wear proper personal safety accessories for your protection.

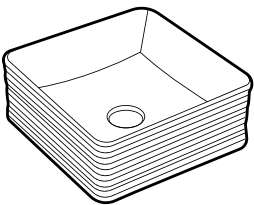
## QUESTIONS OR CONCERNS?

Please contact us:

1-434-623-4766

[info@swissmadison.com](mailto:info@swissmadison.com)

## INCLUDED PARTS:

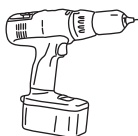


Vessel Sink

## SUGGESTED TOOLS & MATERIALS:



Safety Glasses



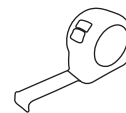
Drill



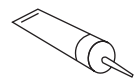
Pencil



Acetone



Tape Measure

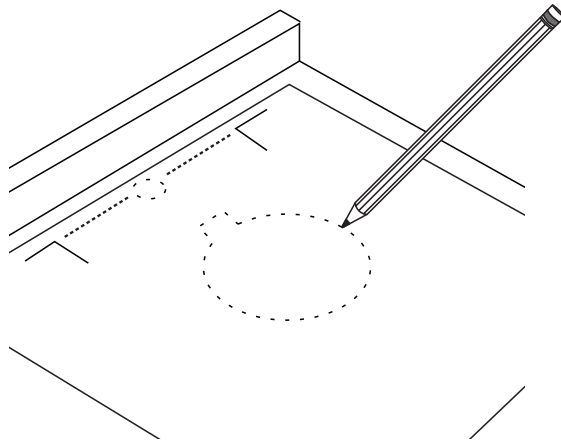


Adhesive

## INSTALLATION:

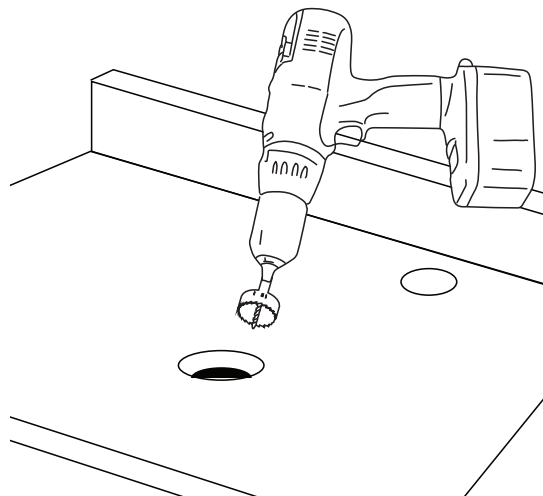
### 1 Mark Faucet & Drain Locations

- Place your sink in desired location on countertop and mark the drain and faucet hole with a pencil.
- Make sure clearance is suitable for backsplash, faucet, and plumbing for the sink.



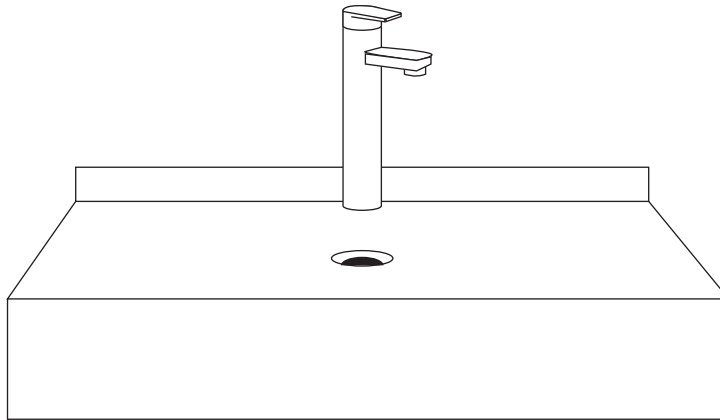
### 2 Drill Countertop

- Cut the opening for the drain in the countertop.



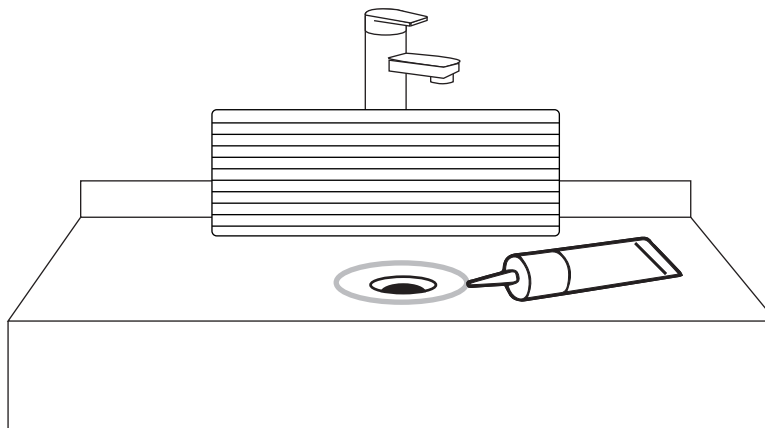
### 3 Install Faucet

- Install faucet (not included) according to manufacturer's instructions..



### 4 Install Sink

- Check alignment of the sink to the opening in the countertop.
- Use a bead of clear silicone (or preferred adhesive) around the underside of the sink.
- Carefully place the sink on the countertop, align, and press firmly.
- Allow sealant to set above 60 minutes.
- Use acetone or denatured alcohol to remove any excess sealant after application.



## ONE YEAR LIMITED WARRANTY

Swiss Madison® products are made with quality materials and excellent craftsmanship to provide our customers with beautiful, durable, long-lasting products. Should there be any defects in materials or craftsmanship under regular use that are discovered within the first year of installation, Swiss Madison® will provide replacement parts at no charge, or at its discretion, replace any product or part of the product that is deemed defective, under normal installation, use, service or maintenance. This warranty applies only to the original purchaser. Proof of purchase will be required in the instance of a claim.

Swiss Madison® recommends all installations of Swiss Madison® products to be conducted by a licensed, professional plumber or contractor. Swiss Madison® will not be held responsible for any damage or product failure due to improper installation, misuse, or failure to utilize a licensed professional for installation. Swiss Madison® is not responsible for any installation or removal costs.

### THIS ONE YEAR LIMITED WARRANTY WILL BE VOIDED IF:

- The installation recommendations were not followed by the installer
- The product has been moved from its initial place of installation
- The product has in any way been modified from its packaged state
- The product has been subjected to improper maintenance, abuse, misuse, excessive use of chemicals, accidents, or other damages, etc.

Swiss Madison® makes no implication that its products comply with any local building or plumbing codes. It is the consumer's responsibility and obligation to determine local code compliance prior to and during installation. This warranty extends only to the original purchaser and first consumer.

Swiss Madison® is not responsible for any special, incidental or consequential damages associated with the installation, replacement, return or use of the original purchaser's product. This includes, but is not limited to: freight costs, labor, travel time, lost profit, home damages and other contingent liabilities and costs (including, without limitation, costs associated with 'professionals' or 'experts', investigations, audits, analyses, attorneys and any other professional/hired services).

The Swiss Madison® warranty is a comprehensive and explicit limit of liability. All items not disclosed within the warranty are not addressable within the responsibility of Swiss Madison®. Certain states have variances regarding implied warranties; in those situations, we remain fully compliant.

### QUESTIONS OR CONCERNS?

Please contact us directly at 1-434-MADISON (623-4766)



#### **WARNING:**

Contents of your order may contain sharp and possibly other harmful pieces and may cause hazard to children and adults. Swiss Madison® is not responsible in any way for personal damages.